

**2024 ANNUAL GROUNDWATER MONITORING
AND CORRECTIVE ACTION REPORT
SOUTH ASH POND
WINYAH GENERATING STATION**

**by Santee Cooper
Moncks Corner, South Carolina**

January 31, 2025

Table of Contents

Page

1.	Annual Groundwater Monitoring Report Summary	1
2.	40 CFR §257.90 Applicability	1
2.1	40 CFR § 257.90(a) and (c)	1
2.2	40 CFR § 257.90(e) – Summary	1
2.2.1	Status of the Groundwater Monitoring Program	2
2.2.2	Key Actions Completed	2
2.2.3	Problems Encountered	3
2.2.4	Actions to Resolve Problems	3
2.2.5	Project Key Activities for Upcoming Year	3
2.3	40 CFR § 257.90(e) – Information	3
2.3.1	40 CFR § 257.90(e)(1)	4
2.3.2	40 CFR § 257.90(e)(2)	4
2.3.3	40 CFR § 257.90(e)(3)	4
2.3.4	40 CFR § 257.90(e)(4)	4
2.3.5	40 CFR § 257.90(e)(5)	5

Table No.	Title
1	Summary of Analytical Results
2	2024 Synoptic Water Levels for Groundwater Monitoring Wells

Figure No.	Title
1	Location of South Ash Pond Groundwater Monitoring Wells for CCR Compliance
2	Potentiometric Map February 2024
3	Potentiometric Map April 2024
4	Potentiometric Map July 2024
5	Potentiometric Map November 2024

Appendix A – Statistical Analyses

Appendix B – Laboratory Analytical Reports

1. Annual Groundwater Monitoring Report Summary

The South Carolina Public Service Authority (Santee Cooper) has prepared this 2024 Annual Groundwater Monitoring Corrective Action Report for the South Ash Pond at the Winyah Generating Station (WGS). This 2024 Annual Report was prepared to comply with the United States Environmental Protection Agency (EPA) Hazardous and Solid Waste Management System; Disposal of Coal Combustion Residuals (CCR) from Electric Utilities, Title 40 Code of Federal Regulations (40 CFR) Part 257, Subpart D dated April 17, 2015 (CCR Rule), specifically subsection § 257.90(e)(1) through (6).

In accordance with § 257.90(e)(6), an overview of the current status of the groundwater monitoring and corrective action programs for the CCR unit is provided below:

At the start of the current annual reporting period (January 1, 2024), the WGS South Ash Pond continued to operate under an assessment monitoring program in accordance with § 257.95, which was initiated on July 16, 2018. Statistically significant levels (SSLs) of Appendix IV constituents above the groundwater protection standards (GWPS) were not identified in any of the wells to date, including both the February and July 2024 sampling events. At the end of the current annual reporting period (December 31, 2024), the South Ash Pond remained in the assessment monitoring program.

To report on the activities conducted during the prior calendar year and document progress complying with the CCR Rule, the specific requirements listed in § 257.90(e)(1) through (5) are provided in the next section in bold/italic type followed by a short narrative stating how that specific requirement was met.

2. 2. 40 CFR § 257.90 Applicability

2.1 40 CFR § 257.90(a) and (c)

All CCR landfills, CCR surface impoundments, and lateral expansions of CCR units are subject to the groundwater monitoring and corrective action requirements under § 257.90 through § 257.98.

Once a groundwater monitoring system and groundwater monitoring program has been established at the CCR unit as required by this subpart, the owner or operator must conduct groundwater monitoring and, if necessary, corrective action through the active life and post-closure care period of the CCR unit.

The South Ash Pond at WGS is an existing CCR surface impoundment which is no longer receiving CCR or non-CCR waste streams and is undergoing closure by removal. As such, it is subject to the groundwater monitoring and corrective action requirements set forth by the EPA in 40 CFR § 257.90 through § 257.98. This document satisfies the requirement under § 257.90(e) which requires the CCR Unit Owner/Operator to prepare an Annual Groundwater Monitoring and Corrective Action Report.

2.2 40 CFR § 257.90(e) - SUMMARY

Annual groundwater monitoring and corrective action report. For existing CCR landfills and existing CCR surface impoundments, no later than January 31, 2018, and annually thereafter, the owner or operator must prepare an annual groundwater monitoring and corrective action report. For the preceding calendar year, the annual report must document the status of the groundwater monitoring and corrective action program for the CCR unit, summarize key actions

completed, describe any problems encountered, discuss actions to resolve the problems, and project key activities for the upcoming year. For purposes of this section, the owner or operator has prepared the annual report when the report is placed in the facility's operating record as required by § 257.105(h)(1).

This Annual Report documents the activities completed in 2024 for the WGS South Ash Pond as required by the subject regulations. Groundwater sampling and analysis was conducted per the requirements of § 257.93, and the status of the groundwater monitoring program, set forth in § 257.95, is provided in this report.

2.2.1 Status of the Groundwater Monitoring and Corrective Action Program

Earlier, statistically significant increases (SSIs) of Appendix III constituents were identified downgradient of the South Ash Pond, and the notification was provided on January 15, 2018. As a result, an assessment monitoring program was initiated as required by § 257.94(e)(2) and notification was placed in the facility's operating record as required by 257.106(h)(4).

As required by § 257.93(h)(2), a statistical evaluation of the detected Appendix IV constituents was conducted. The results of this evaluation determined that the detected Appendix IV constituents were not present at statistically significant levels (SSLs) above the GWPS. Therefore, this unit has remained in assessment monitoring.

For the assessment monitoring in 2024, the two sampling events are consistent with prior sampling results and confirm that SSLs of the detected Appendix IV constituents above GWPS are not present for this unit, so the unit continues to remain in assessment monitoring.

2.2.2 Key Actions Completed

The following key actions were completed in 2024:

- Prepared 2023 Annual Report including:
 - The Annual Report was placed in the facility's operating record pursuant to § 257.105(h)(1);
 - Pursuant to § 257.106(h)(1), the notification was sent to the relevant State Director within 30 days of the Annual Report being placed in the facility's operating record [§ 257.106(d)];
 - Pursuant to § 257.107(h)(1), the Annual Report was posted to the CCR Website within 30 days of the Annual Report being placed in the facility's operating record [§ 257.107(d)].
- Collected and analyzed two rounds of groundwater samples (February and July) in accordance with § 257.95(b) and § 257.95(d)(1) and recorded the concentrations in the facility's operating record as required by § 257.95(d)(1). Groundwater monitoring results are summarized in Table 1 and laboratory analytical results are provided in Appendix B.
- Completed statistical evaluations to determine if SSLs above GWPS were present for detected Appendix IV constituents in accordance with § 257.93(h)(2) (Appendix A).
- Completed baseline sampling for WAP-28, collecting the remaining independent sample to establish a statistically representative dataset. WAP-28 was added to the compliance groundwater monitoring network after collecting eight samples which coincided with the first sampling event of 2024.

- Continued with improved potentiometric surface characterization of the uppermost aquifer given changing site conditions by completing sitewide synoptic water level measurements on an approximately quarterly basis to further evaluate temporal changes.
- Continued evaluation of turbidity, oxidation-reduction potential, and well screen submersion trends sitewide in wells and to identify wells to be redeveloped by a certified well driller to remove buildup of sediment fines and suspected biofouling on the well screens. A submersible camera was also used where applicable to investigate wells with unsubmerged screens prior to redevelopment. Plans to conduct redevelopment will be finalized in 2025 and reported in the 2025 Annual Report.
- Continued baseline sampling for WAP-2R and WAP-28R (which were installed in 2023 due to concerns related to WAP-2 and WAP-28), while evaluating whether to potentially replace WAP-2 and WAP-28, respectively.

2.2.3 Problems Encountered

No problems were encountered during 2024.

2.2.4 Actions to Resolve Problems

No actions were required during 2024.

2.2.5 Project Key Activities for Upcoming Year

Key activities to be completed in 2025 include the following:

- Prepare the 2024 annual report; place it in the record as required by § 257.105(h)(1); notify the state [§ 257.106(d)]; and post to website [§ 257.107(d)].
- Conduct semi-annual groundwater monitoring as required by § 257.95.
- Complete semi-annual statistical analysis of assessment monitoring analytical data to determine if SSLs of the detected Appendix IV constituents are present above GWPS.
- WAP-2R and WAP-28R will continue baseline sampling while they are evaluated as replacement wells for WAP-2 and WAP-28, respectively, and potentially added to the compliance groundwater monitoring network and statistical evaluations. Depending on review of data collected in 2024 and 2025, evaluate the need to abandon existing monitoring wells WAP-2 and WAP-28 and replace with the new adjacent wells installed in December 2023.
- Continue improving the potentiometric surface characterization of the uppermost aquifer given changing site conditions by expanding the number of locations for collecting surface water elevations from unlined ponds.

2.3 40 CFR § 257.90(e) - INFORMATION

At a minimum, the annual groundwater monitoring and corrective action report must contain the following information, to the extent available:

2.3.1 40 CFR § 257.90(e)(1)

A map, aerial image, or diagram showing the CCR unit and all background (or upgradient) and downgradient monitoring wells, to include the well identification numbers, that are part of the groundwater monitoring program for the CCR unit;

As required by § 257.90(e)(1), a map showing the location of the CCR unit and associated upgradient and downgradient monitoring wells for South Ash Pond is presented as Figure 1.

2.3.2 40 CFR § 257.90(e)(2)

Identification of any monitoring wells that were installed or decommissioned during the preceding year, along with a narrative description of why those actions were taken;

No groundwater monitoring wells were installed or decommissioned in 2024.

2.3.3 40 CFR § 257.90(e)(3)

In addition to all the monitoring data obtained under § 257.90 through § 257.98, a summary including the number of groundwater samples that were collected for analysis for each background and downgradient well, the dates the samples were collected, and whether the sample was required by the detection monitoring or assessment monitoring programs;

In accordance with § 257.95(b) and § 257.95(d)(1), two independent samples from each background and downgradient monitoring well were collected and analyzed. A summary table including the sample names, dates of sample collection, reason for sample collection (detection or assessment), and monitoring data obtained for the groundwater monitoring program for South Ash Pond is presented in Table 1 of this report. In addition, in accordance with § 257.95(d)(3), Table 1 includes the groundwater protection standards established under § 257.95(d)(2). Laboratory analytical data reports, along with field sampling forms, are provided in Appendix B to this report.

2.3.4 40 CFR § 257.90(e)(4)

A narrative discussion of any transition between monitoring programs (e.g., the date and circumstances for transitioning from detection monitoring to assessment monitoring in addition to identifying the constituent(s) detected at a statistically significant increase over background levels); and

As required by § 257.93(h) an initial statistical analysis of the Appendix III constituents was completed January 15, 2018. Baseline analytical data collected from background monitoring wells WBW-1 and WAP-1 were combined to develop Upper Tolerance Limits (UTLs). The UTLs for each Appendix III constituent were compared to the analytical results for the downgradient monitoring wells (WAP-2, WAP-3, WAP-12, and WAP-13). Constituents with analytical results exceeding the UTLs were identified as SSIs over background for the respective Appendix III constituent. This statistical analysis determined that SSIs of boron, calcium, chloride, fluoride, pH, sulfate, and total dissolved solids were present downgradient of South Ash Pond. An evaluation of alternate sources was initiated and completed on April 16, 2018, as provided in § 257.94(e)(2). A source causing the SSI over background levels was not identified at that time, and to meet the requirements of 40 CFR § 257.95, an assessment monitoring program was initiated on July 16, 2018.

In assessment monitoring the sample concentrations from the downgradient wells for each of the detected Appendix IV constituents from the monitoring events in 2024 were compared to their respective

GWPS (Appendix A). A sample concentration greater than the GWPS is considered to represent an SSL. Based on previous compliance sampling events and statistical evaluations, interwell comparisons were utilized for all downgradient wells and constituents. As required by § 257.93(h)(2), the statistical evaluation of the detected Appendix IV constituents determined that SSLs above the GWPS were not present at South Ash Pond, consistent with previous results. Therefore, this unit will remain in assessment monitoring going into 2025.

2.3.5 40 CFR § 257.90(e)(5)

Other information required to be included in the annual report as specified in § 257.90 through § 257.98.

This Annual Report documents activities conducted to comply with Sections § 257.90 through § 257.95 of the CCR Rule. There are no applicable requirements from Sections § 257.96 through § 257.98.

Groundwater flow rate and direction are provided as Figures 2, 3, 4, and 5 for each synoptic water level event as specified in § 257.93(c).

TABLES

**Table 1 - Summary of Analytical Results
Winyah Generating Station South Ash Pond Assessment Monitoring 2024**

Well ID	Purpose	Date of Sample Event	Laboratory Sample ID Number	Aspenair, III Components										Aspenair, IV Components										Solid Parameters									
				Boron	Calcium	Chloride	Fluoride	Sulfate	Total Dissolved Solids	pH	Antimony	Asenic	Barium	Beryllium	Cadmium	Chromium	Cobalt	Copper	Lead	Lithium	Mercury	Molybdenum	Radium 226	Radium 228	Radium Combined Concentration	Selenium	Titanium	Depth to Groundwater	Groundwater Elevation	PH	Specific Conductivity	Temperature	Oxidation Reduction Potential
Unit	Method	EPA 8010D	EPA 8010B	EPA 300.0	EPA 300.0	SM 2540C	ug/L	ug/L	ug/L	ug/L	ug/L	ug/L	ug/L	ug/L	ug/L	ug/L	ug/L	ug/L	ug/L	ug/L	ug/L	ug/L	ug/L	ug/L	Feet	Feet	SU	uS	C	mv	NTU	ppm	
WAP-1	Site Background Wells	2/1/24	AF90556	30.1	8.8	11.6	<5.0	30.2	30.0	4.41	<5.0	5.6	81.0	<5.0	0.84	<5.0	<5.0	<5.0	<5.0	0.185	2.115	<10.0	<1.0	4.86	24.98	4.41	139	18.98	68.0	0.100	1.08		
WAP-1	Background	2/6/24	AF90554	30.4	7.5	9.26	<5.0	30.8	70.00	4.42	<5.0	9.8	88.1	<5.0	0.76	<5.0	<5.0	<5.0	2.13	2.16	4.20	<10.0	<1.0	5.71	23.73	4.42	120	24.57	25.0	0	1.01		
WAP-1	total samples																																
WAP-1	Background	2/6/24	AF90554	185	2.2	4.50	<5.0	10.9	70.00	4.54	<5.0	<5.0	22.3	0.88	<5.0	<5.0	<5.0	0.0320	2.16	2.192	<10.0	<1.0	7.15	24.82	4.54	96.0	16.40	188	7.20	3.58			
WAP-1	Background	7/1/24	AF90552	32.1	4.3	4.92	<5.0	12.2	43	4.04	<5.0	<5.0	12.9	0.54	<5.0	<5.0	<5.0	0.102	2.41	2.512	<10.0	<1.0	7.27	24.70	4.04	47.9	24.17	258	4.49	4.19			
WAP-1	total samples																																
WAP-2	South Ash Pond Wells	2/1/24	AF90556	7930	524	163	<5.0	346	2885	8.94	<5.0	8.0	381	<5.0	1.3	<5.0	<5.0	4.23	1.51	5.74	<10.0	<1.0	7.33	16.38	8.94	3910	15.73	<31.0	0	1.01			
WAP-2	Assessment	2/6/24	AF90556	1177	137	137	<5.0	104	242.3	3.89	<5.0	20.7	129	<5.0	0.1	<5.0	<5.0	2.77	0.859	3.759	<10.0	<1.0	7.88	15.01	3.89	2.2	15.9	6.10	0	0.59			
WAP-2	total samples																																
WAP-3	Assessment	2/6/24	AF90558	1410	296	236	<5.0	162	189	9.38	<5.0	187	<5.0	0.55	<5.0	<5.0	<5.0	0.679	1.44	2.319	<10.0	<1.0	7.95	11.46	9.38	1640	17.04	-5.00	0	0.600			
WAP-3	Assessment	7/1/24	AF90577	1500	291	283	<5.0	186	191	6.15	<5.0	224	<5.0	0.67	<5.0	<5.0	<5.0	0.609	3.13	3.539	<10.0	<1.0	8.53	9.80	6.15	1760	24.52	-40.0	0.600				
WAP-3	total samples																																
WAP-12	Assessment	2/1/24	AF90608	2070	216	136	<5.0	432	1014	6.44	<5.0	35.4	<5.0	1.1	<5.0	<5.0	<5.0	0.578	1.32	1.898	<10.0	<1.0	7.09	20.15	6.44	1160	20.20	142	0	0.800			
WAP-12	Assessment	2/1/24	AF90608	2010	207	140	<5.0	447	1920	6.44	<5.0	34.0	<5.0	1.1	<5.0	<5.0	<5.0	0.520	1.10	1.42	<10.0	<1.0	7.09	20.15	6.44	1160	20.20	142	0	0.800			
WAP-12	Assessment	7/23/24	AF90378	3680	187	221	<5.0	374	1520	4.28	<5.0	87.1	<5.0	2.3	<5.0	<5.0	<5.0	0.35	4.07	5.42	<10.0	<1.0	8.01	22.83	4.28	1460	24.12	40.0	7.50	1.09			
WAP-12	total samples																																
WAP-13	Assessment	2/21/24	AF90510	3800	385	520	<5.0	121	1904	8.43	<5.0	287	<5.0	40.5	<5.0	<5.0	<5.0	0.987	2.17	3.157	<10.0	<1.0	9.53	12.44	8.43	2810	17.96	-115	0	0.610			
WAP-13	Assessment	7/21/24	AF90570	4460	891	531	<5.0	113	2284	6.47	<5.0	252	<5.0	43.5	<5.0	<5.0	<5.0	1.75	1.14	2.39	<10.0	<1.0	11.08	10.89	6.47	2720	26.21	-136	0	0.850			
WAP-13	total samples																																
WAP-28	Assessment	2/21/24	AF90511	2600	57.3	365	<5.0	83.2	817.5	4.35	<5.0	164	0.51	<5.0	14.1	<5.0	<5.0	2.86	2.04	4.92	<10.0	<1.0	11.43	11.86	4.35	1360	17.47	194	0	0.700			
WAP-28	Assessment	7/21/24	AF90372	3000	78.7	252	<5.0	28	811.2	5.10	<5.0	143	<5.0	11.5	<5.0	<5.0	<5.0	2.82	4.85	4.85	<10.0	<1.0	12.84	10.25	5.10	1050	25.25	16.0	0	0.800			
WAP-28	total samples																																

Note: All groundwater samples collected from the monitoring wells were analyzed by South Carolina Certified Laboratories: Santee Cooper Analytical Services (Certification # 05625), GEL Laboratories, LLC (Certification # 10120), EnviroM (Certification # 8953), Davis & Brown (Certification # 2117), Shady Environmental Services, Inc (Certification # 32010), Test America Laboratories Inc. Spartanburg (Certification # 89203), Rogus & Calzed, Inc. (Certification # 2310053), and Pate Analytical Services LLC (Certification #99030).

2. All Background, Corrective Measures Assessment (CMA) / Nature & Effect (NE), & Assessment Monitoring compliance wells have been sampled to meet § 257.64 and § 257.96.

3. Due to challenges with laboratory delays, all groundwater samples were not analyzed by a single laboratory. This accounts for the majority of the reporting limit variability. Matrix interference also contributed to variable RLs.

4. Depth to groundwater is measured below the top of the casing (foot) to the water surface. Elevation is shown relative to mean sea level (msl).

5. *** means not collected; Matrix pertains to duplicate samples.

Table 2
Cross Generating Station

2024 Synoptic Water Levels for Groundwater Monitoring Wells

Well Name	Top of Casing Elevation (ft msl)	1st Event - 1/3/2024		2nd Event - 4/9/2024		3rd Event - 6/3/2024		4th Event - 11/6/2024	
		Depth to Groundwater (ft btoc)	GW Elevation (ft msl)	Depth to Groundwater (ft btoc)	GW Elevation (ft msl)	Depth to Groundwater (ft btoc)	GW Elevation (ft msl)	Depth to Groundwater (ft btoc)	GW Elevation (ft msl)
PM-1	83.24	7.75	75.49	8.14	83.24	8.50	74.74	9.13	74.11
CBW-1	85.80	8.50	77.30	9.12	85.80	10.41	75.39	11.47	74.33
CAP-1	82.70	8.50	74.20	6.61	82.70	7.66	75.04	8.40	74.30
CAP-2	89.70	15.10	74.60	15.91	89.70	16.98	72.72	17.69	72.01
CAP-3	91.49	14.70	76.79	15.47	91.49	16.54	74.95	17.34	74.15
CAP-4	91.77	15.05	76.72	15.77	91.77	16.97	74.80	17.81	73.96
CAP-5	91.78	14.60	77.18	15.26	91.78	17.66	74.12	18.67	73.11
CAP-6	91.82	14.65	77.17	15.89	91.82	18.05	73.77	18.94	72.88
CAP-7	91.64	14.75	76.89	15.19	91.64	17.57	74.07	18.52	73.12
CAP-8	91.61	15.95	75.66	16.67	91.61	18.30	73.31	18.98	72.63
CAP-9	91.59	14.35	77.24	14.62	91.59	17.82	73.77	18.73	72.86
CAP-10	95.68	20.25	75.43	21.12	95.68	22.40	73.28	13.11	82.57
CAP-11	95.55	19.20	76.35	18.72	95.55	20.71	74.84	21.31	74.24
CAP-12	98.33	22.25	76.08	23.72	98.33	24.13	74.20	24.73	73.60
CAP-13	80.77	4.35	76.42	4.83	80.77	7.65	73.12	8.76	72.01
CAP-14	80.77	4.15	76.62	4.78	80.77	7.77	73.00	8.93	71.84
CCMLF-1	80.86	3.45	77.41	4.00	80.86	7.11	73.75	7.95	72.91
CCMLF-1D	80.65	3.20	77.45	3.74	80.65	6.89	73.76	7.74	72.91
CCMLF-2	84.08	6.75	77.33	7.43	84.08	11.53	72.55	12.74	71.34
POZ-3	82.61	4.30	78.31	4.98	82.61	7.80	74.81	8.98	73.63
POZ-4	82.73	3.95	78.78	5.07	82.73	8.34	74.39	9.35	73.38
POZ-5D	82.49	4.15	78.34	5.21	82.49	8.56	73.93	9.57	72.92
POZ-6	83.84	5.80	78.04	6.44	83.84	9.86	73.98	10.93	72.91
POZ-7	82.02	3.95	78.07	4.77	82.02	7.44	74.58	8.29	73.73
POZ-8	83.13	4.80	78.33	5.84	83.13	9.12	74.01	10.15	72.98
CLF1B-1	83.76	6.00	77.76	6.66	83.76	8.70	75.06	9.68	74.08
CLF1B-2	82.04	4.35	77.69	5.05	82.04	7.18	74.86	8.19	73.85
CLF1B-3	82.75	3.95	78.80	5.82	82.75	8.18	74.57	9.18	73.57
CLF1B-4	82.74	3.85	78.89	5.80	82.74	8.55	74.19	9.59	73.15
CLF1B-5	81.09	3.40	77.69	4.23	81.09	7.32	73.77	8.31	72.78
CLF1B-5D	80.93	3.85	77.08	4.55	80.93	7.72	73.21	8.82	72.11
CCMAP-1	80.21	4.50	75.71	5.10	80.21	7.61	72.60	8.45	71.76
CCMAP-2	81.24	6.50	74.74	7.14	81.24	8.02	73.22	8.55	72.69
CCMAP-3	81.91	6.15	75.76	6.92	81.91	8.58	73.33	8.95	72.96
CCMAP-4	81.83	4.45	77.38	5.19	81.83	7.64	74.19	8.60	73.23
CCMAP-5	83.71	6.15	77.56	6.93	83.71	9.33	74.38	10.29	73.42
CCMAP-6	84.41	7.90	76.51	8.45	84.41	11.61	72.80	12.57	71.84
CCMAP-7	81.57	7.05	74.52	7.59	81.57	8.21	73.36	8.93	72.64
CCMAP-8	82.89	6.40	76.49	6.99	82.89	9.80	73.09	10.72	72.17
CCMAP-9	82.51	6.00	76.51	6.62	82.51	9.75	72.76	10.80	71.71
CCMAP-10	81.80	5.55	76.25	6.08	81.80	9.10	72.70	10.01	71.79
CCMAP-11	80.29	4.00	76.29	5.01	80.29	8.11	72.18	9.10	71.19
CCMAP-12	80.58	4.75	75.83	5.71	80.58	7.42	73.16	8.00	72.58
CCMAP-13	80.11	4.55	75.56	5.36	80.11	6.93	73.18	7.60	72.51
CCMAP-14	78.64	4.40	74.24	4.71	78.64	5.43	73.21	6.04	72.60
CGYP-1	91.89	15.95	75.94	19.69	91.89	17.56	74.33	17.98	73.91
CGYP-2	84.88	8.50	76.38	13.20	84.88	10.56	74.32	11.01	73.87
CGYP-3	83.95	6.95	77.00	9.41	83.95	9.37	74.58	9.84	74.11
CGYP-4	83.49	6.65	76.84	8.27	83.49	8.20	75.29	8.60	74.89
CGYP-5	84.12	7.90	76.22	9.09	84.12	8.14	75.98	8.35	75.77
CGYP-6	83.93	7.15	76.08	-	-	9.46	74.47	9.91	74.02
CGYP-7	85.37	9.20	76.17	13.10	85.37	10.97	74.40	11.42	73.95
CGSPZ-1	83.31	7.45	75.86	8.64	83.31	8.61	74.70	9.22	74.09
CGSPZ-2	82.56	6.70	75.86	9.38	82.56	8.29	74.27	8.55	74.01
CGSPZ-3	82.85	4.75	78.10	6.19	82.85	9.91	72.94	10.51	72.34
CGSPZ-4	81.28	3.80	77.48	4.82	81.28	7.68	73.60	8.73	72.55
CGSPZ-5	80.56	2.75	77.81	5.39	80.56	8.27	72.29	9.62	70.94
CCMGP-1	84.30	8.15	76.15	13.43	84.30	10.07	74.23	10.53	73.77
CCMGP-2	96.73	20.05	76.68	24.20	96.73	22.54	74.19	22.97	73.76
CCMGP-3	84.44	8.45	75.99	12.38	84.44	10.54	73.90	10.97	73.47
CCMGP-4	84.82	8.50	76.32	12.78	84.82	10.31	74.51	10.79	74.03
CCMGP-5	79.91	4.70	75.21	6.06	79.91	6.56	73.35	7.08	72.83
CGS-PSE-1	-	-	75.07	-	75.27	-	74.97	-	74.80
CGS-PSE-2	-	-	81.99	-	80.27	-	79.30	-	76.85
CGS-PSE-3	-	-	79.52	-	76.88	-	76.49	-	76.52
CGS-PSE-4	-	-	76.37	-	75.64	-	74.88	-	75.43
CGS-PSE-5	-	-	78.50	-	77.28	-	76.57	-	76.49
CGS-PSE-6	-	-	74.71	-	74.58	-	74.46	-	74.21
CGS-PSE-7	-	-	83.35	-	85.75	-	85.30	-	86.29
CGYPSW-1-WSE	-	-	75.13	-	75.16	-	74.88	-	74.93
CGYPSW-2-WSE	-	-	75.15	-	75.18	-	75.02	-	75.01
CGYPSW-3-WSE	-	-	75.49	-	75.37	-	75.45	-	75.26
CGYPSW-4-WSE	-	-	75.83	-	75.69	-	75.76	-	75.75
CGYPSW-6-WSE	-	-	75.12	-	75.17	-	74.85	-	74.70
CGYPSW-7-WSE	-	-	75.15	-	75.20	-	74.83	-	74.76
CGYPSW-8-WSE	-	-	75.14	-	75.23	-	74.86	-	74.79
GMPSW-WET-1SWE	-	-	75.98	-	75.81	-	74.35	-	74.24
GMPSW-WET-2SWE	-	-	75.55	-	75.34	-	74.49	-	74.50
GMPSW-CPD-1SWE	-	-	78.47	-	77.62	-	77.38	-	77.74
STAFF GAUGE	-	-	76.80	-	76.45	-	-	-	-
STAFF GAUGE	-	-	76.63	-	76.48	-	-	-	-






Notes:

1. Additional groundwater monitoring wells used for development of potentiometric maps. These wells monitor groundwater constituent concentrations under the SCDES NPDES Permit #SC0037401 and are not used for CCR constituent concentrations.
2. Depth to Groundwater is measured below the top of casing (btoc) to the water surface. The Top of Casing Elevation and GW Elevation are shown relative to the mean sea level (msl).
3. Pond surface elevations (PSE) and staff gauge elevations were collected to aid in the potentiometric surface interpretation elevation.

FIGURES




LEGEND

-  BACKGROUND WELL
-  SOUTH ASH POND WELL
-  CCR UNIT BOUNDARY
-  PROPERTY BOUNDARY
-  POND WATER SURFACE ELEVATION MEASUREMENT LOCATION

NOTES

1. ALL LOCATIONS AND DIMENSIONS ARE APPROXIMATE.
2. AERIAL IMAGERY SOURCE: ESRI

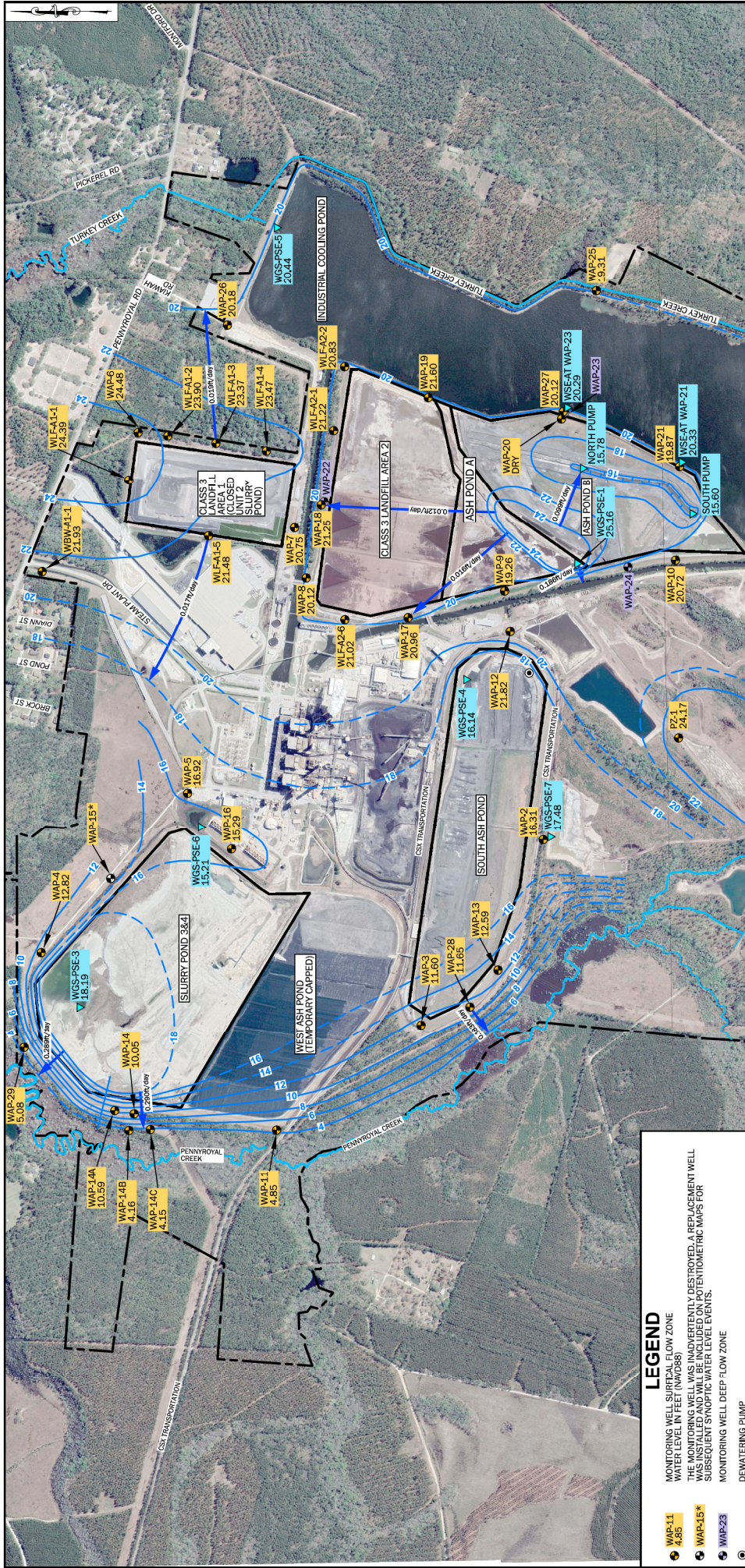


SANTEE COOPER
 WINYAH GENERATING STATION
 GEORGETOWN, SOUTH CAROLINA

**LOCATION OF SOUTH ASH POND
 GROUNDWATER MONITORING WELLS
 FOR CCR COMPLIANCE**

JANUARY 2024

FIGURE 1



synterra
www.synterracorp.com

santee cooper
WINYAH GENERATING STATION
GEORGETOWN, SOUTH CAROLINA

FIGURE 1
POTENTIOMETRIC MAP
FEBRUARY 5, 2024

GRAPHIC SCALE
500 0 500 1000
IN FEET

DRAWN BY: J. CHASTAIN
DATE: 12/19/2023
REVISED BY: J. CHASTAIN
DATE: 2/5/2024
APPROVED BY: K. FERRI
DATE: 2/5/2024
PROJECT MANAGER: K. FERRI

FILE NAME: 1_POTNTI MAP 2023 02 05
LAST SAVED BY: J. CHASTAIN
LAST SAVED DATE: 2/5/2024 11:04 AM
PLOT DATE: 02/25/2024 12:28 PM

LEGEND

- WAP-11 4.85
- WAP-14B 10.59
- WAP-14C 4.16
- WAP-14D 4.15
- WAP-11 4.85
- WAP-15* 10.05
- WAP-4 12.82
- WAP-5 16.92
- WAP-6 15.29
- WAP-7 20.75
- WAP-8 20.12
- WAP-9 19.26
- WAP-10 20.72
- WAP-12 21.82
- WAP-13 12.59
- WAP-14 10.05
- WAP-15* 10.05
- WAP-16 15.29
- WAP-17 20.96
- WAP-18 21.23
- WAP-19 21.60
- WAP-20 19.26
- WAP-21 19.87
- WAP-22 21.22
- WAP-23 20.59
- WAP-24 20.72
- WAP-25 19.31
- WAP-26 20.18
- WAP-27 20.21
- WAP-28 11.60
- WAP-29 5.08
- WGS-PSE-1 15.78
- WGS-PSE-2 24.75
- WGS-PSE-3 18.19
- WGS-PSE-4 16.14
- WGS-PSE-5 20.44
- WGS-PSE-6 15.21
- WGS-PSE-7 17.48
- WGS-PSE-8 24.58
- WGS-PSE-9 24.68
- PZ-1 24.17
- WFW-1 24.84

MONITORING WELL SURFACE WATER LEVEL IN FEET (NAVD88)
THE MONITORING WELL WAS INADVERTENTLY DESTROYED, A REPLACEMENT WELL WAS INSTALLED AND WILL BE INCLUDED ON POTENTIOMETRIC MAPS FOR SUBSEQUENT SYNOPSIS WATER LEVEL EVENTS.

MONITORING WELL DEEP FLOW ZONE

DEWATERING PUMP

WGS-PSE-3 18.19
WATER LEVEL IN FEET (NAVD88)

INFERRED GROUNDWATER CONTOUR IN FEET (NAVD88)

GROUNDWATER CONTOUR IN FEET (NAVD88)

GROUNDWATER FLOW DIRECTION WITH VELOCITY

SANTEE COOPER PARCEL LINE

CCR UNIT WASTE BOUNDARY

NOTES:
THIS POTENTIOMETRIC MAP WAS PREPARED USING SURFACE WATER LEVELS AND MONITORING WELL DATA FROM 2021 AND 2022.
MONITORING WELL DATA FROM 2021 AND 2022.
MARCH 2022 AERIAL PHOTOGRAPH OBTAINED FROM GOOGLE EARTH PRO.
MONITORING WELL WATER LEVELS AND SURFACE WATER ELEVATION WERE PROVIDED BY SANTEE COOPER AND GAUGED ON FEBRUARY 5, 2024.

$V = \frac{K \cdot \Delta H}{L}$
V = AVERAGE LINEAR VELOCITY (ft/day)
K = AVERAGE HYDRAULIC CONDUCTIVITY (ft/day)
 ΔH = HORIZONTAL GRADIENT CHANGE (CHANGE IN HYDRAULIC HEAD / LENGTH OF HORIZONTAL HYDRAULIC FLOW PATH)
L = 5 FEET PER DAY (ft/day)
 $\alpha = 0.3$

HYDRAULIC CONDUCTIVITY AND EFFECTIVE POROSITY VALUES TAKEN FROM 2021 GROUNDWATER MONITORING AND CORRECTIVE ACTION REPORT PREPARED BY TALEY AND ALDRICH.

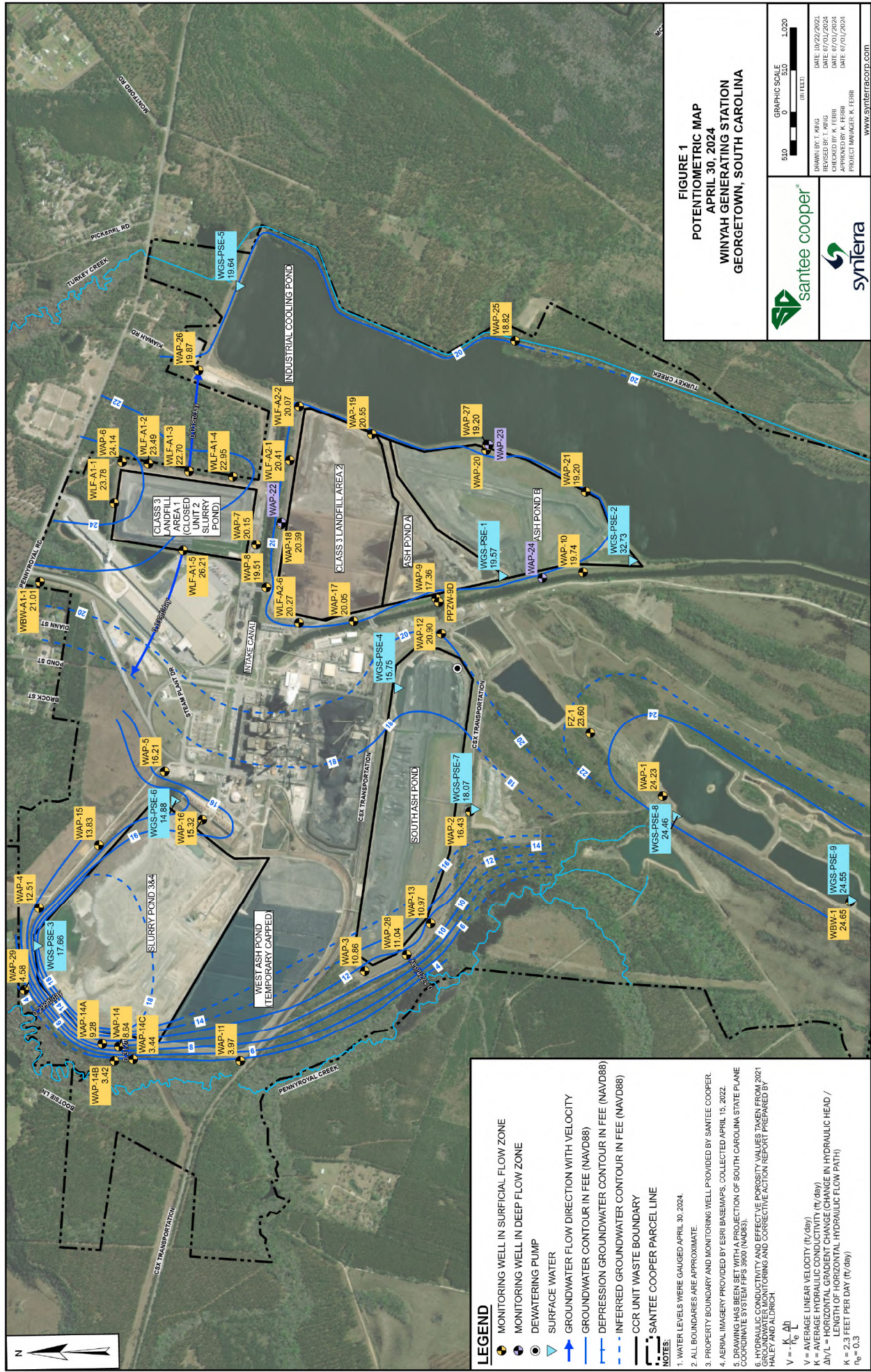


FIGURE 1
POTENTIOMETRIC MAP
APRIL 30, 2024
VINYAH GENERATING STATION
GEORGETOWN, SOUTH CAROLINA

santee cooper
syntera

GRAPHIC SCALE 1:5000
 0 500 1,000
 (IN FEET)

DATE: 10/22/2024
 REVISION: 1
 CHECKED BY: K. FEERI
 APPROVED BY: K. FEERI
 PROJECT MANAGER: K. FEERI

WWW.SYNTERACORD.COM

- LEGEND**
- MONITORING WELL IN SURFICIAL FLOW ZONE
 - MONITORING WELL IN DEEP FLOW ZONE
 - DEWATERING PUMP
 - SURFACE WATER
 - GROUNDWATER FLOW DIRECTION WITH VELOCITY
 - GROUNDWATER CONTOUR IN FEE (NAVD88)
 - DEPRESSION GROUNDWATER CONTOUR IN FEE (NAVD88)
 - INFERRED GROUNDWATER CONTOUR IN FEE (NAVD88)
 - CCR UNIT WASTE BOUNDARY
 - SANTEE COOPER PARCEL LINE
- NOTES:**
1. WATER LEVELS WERE GAUGED APRIL 30, 2024.
 2. ALL BOUNDARIES ARE APPROXIMATE.
 3. PROPERTY BOUNDARY AND MONITORING WELL PROVIDED BY SANTEE COOPER.
 4. AERIAL IMAGERY PROVIDED BY ESRI BASEMAPS, COLLECTED APRIL 15, 2022.
 5. DRAWING HAS BEEN SET WITH A PROJECTION OF SOUTH CAROLINA STATE PLANE COORDINATE SYSTEM FIPS 3900 (NAD83).
 6. HYDRAULIC CONDUCTIVITY AND EFFECTIVE POROSITY VALUES TAKEN FROM 2021 GROUNDWATER MONITORING AND CORRECTIVE ACTION REPORT PREPARED BY PARCEL AND ALIGNMENT.
- $$V = -\frac{K}{\eta} \frac{\partial h}{\partial L}$$
- V = AVERAGE LINEAR VELOCITY (ft/day)
 K = AVERAGE HYDRAULIC CONDUCTIVITY (ft/day)
 $\partial h / \partial L$ = HORIZONTAL GRADIENT CHANGE (CHANGE IN HYDRAULIC HEAD / LENGTH OF HORIZONTAL HYDRAULIC FLOW PATH)
 $K = 2.3$ FEET PER DAY (ft/day)
 $\eta = 0.3$

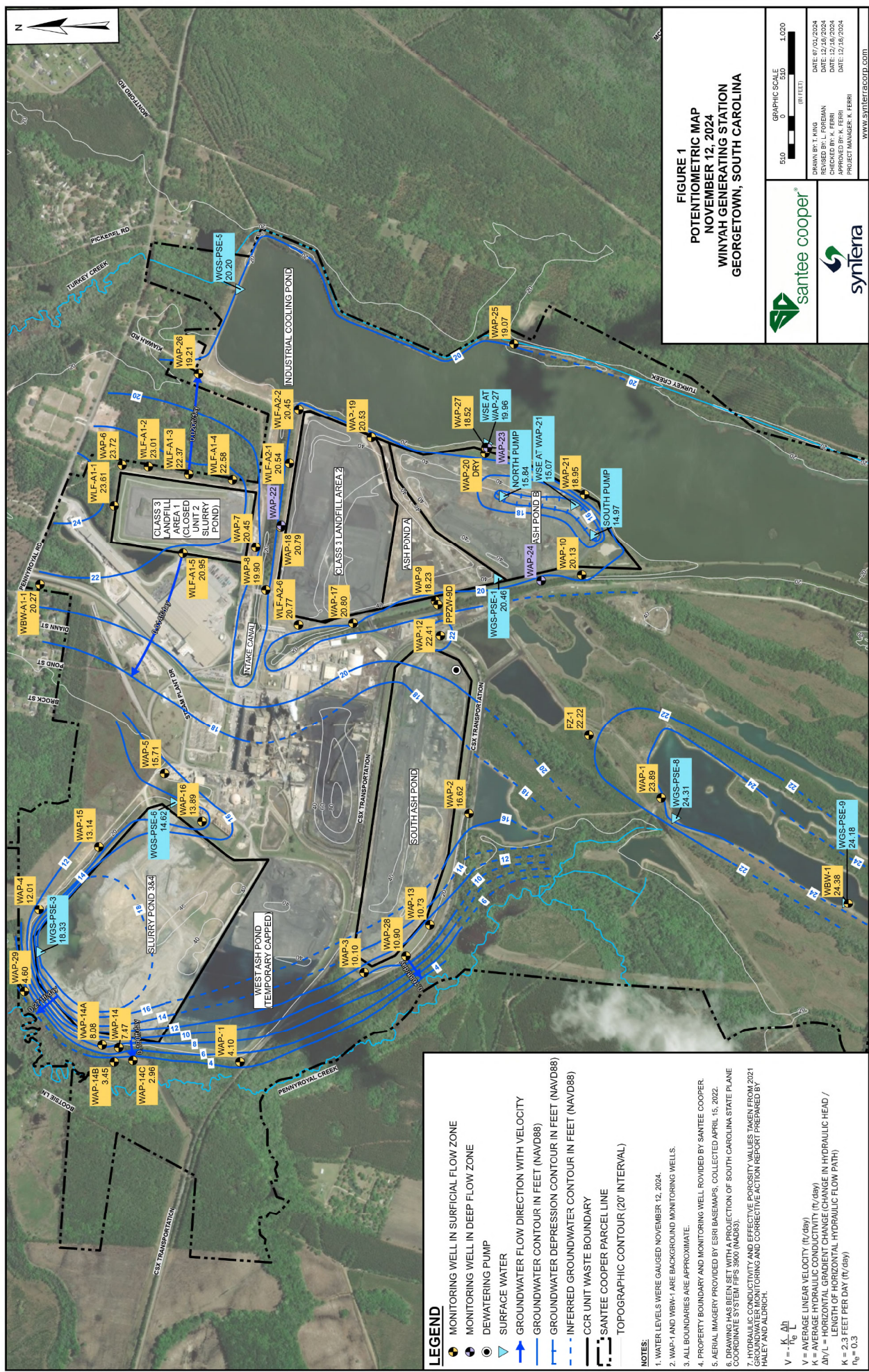













FIGURE 1
POTENTIOMETRIC MAP
NOVEMBER 12, 2024
WINYAH GENERATING STATION
GEORGETOWN, SOUTH CAROLINA




GRAPHIC SCALE 1:500
 0 500 1,000
 (FEET)
 DRAWN BY: T. KING
 DATE: 07/01/2024
 REVISED BY: L. FOREMAN
 DATE: 12/16/2024
 CHECKED BY: K. FERRI
 DATE: 12/16/2024
 APPROVED BY: K. FERRI
 PROJECT MANAGER: K. FERRI
 WWW.SYNTERECORD.COM

LEGEND

-  MONITORING WELL IN SURFICIAL FLOW ZONE
-  MONITORING WELL IN DEEP FLOW ZONE
-  DEWATERING PUMP
-  SURFACE WATER
-  GROUNDWATER FLOW DIRECTION WITH VELOCITY
-  GROUNDWATER CONTOUR IN FEET (NAVD88)
-  GROUNDWATER DEPRESSION CONTOUR IN FEET (NAVD88)
-  INFERRED GROUNDWATER CONTOUR IN FEET (NAVD88)
-  CCR UNIT WASTE BOUNDARY
-  SANTEE COOPER PARCEL LINE
-  TOPOGRAPHIC CONTOUR (20' INTERVAL)

NOTES:

1. WATER LEVELS WERE GAUGED NOVEMBER 12, 2024.
2. WAP-1 AND WBW-1 ARE BACKGROUND MONITORING WELLS.
3. ALL BOUNDARIES ARE APPROXIMATE.
4. PROPERTY BOUNDARY AND MONITORING WELL PROVIDED BY SANTEE COOPER.
5. AERIAL IMAGERY PROVIDED BY ESRI BASEMAPS, COLLECTED APRIL 15, 2022.
6. GROUNDWATER FLOW DIRECTION WITH VELOCITY AND VELOCITY VALUES TAKEN FROM 2021 GROUNDWATER MONITORING AND CORRECTIVE ACTION REPORT PREPARED BY HALEY AND ALDRICH.

$V = \frac{K}{n} \frac{\Delta h}{L}$
 V = AVERAGE LINEAR VELOCITY (ft/day)
 K = AVERAGE HYDRAULIC CONDUCTIVITY (ft/day)
 $\Delta h/L$ = HORIZONTAL GRADIENT CHANGE IN HYDRAULIC HEAD / LENGTH OF HORIZONTAL HYDRAULIC FLOW PATH
 $K = 2.3$ FEET PER DAY (ft/day)
 $n_b = 0.3$

Appendix A – Statistical Analysis



HALEY & ALDRICH, INC.
400 Augusta Street
Suite 100
Greenville, SC 29601
864.214.8750

TECHNICAL MEMORANDUM

July 15, 2024

File No. 132892-100-008-02

SUBJECT: Statistical Evaluation of the February 2024 Semiannual Groundwater Assessment Monitoring Data, Winyah Generating Station, South Ash Pond

Pursuant to Title 40 Code of Federal Regulations (40 CFR) §257.93 and §257.95 (Rule), this memorandum summarizes the statistical evaluation of the groundwater analytical results obtained for the February 2024 semiannual assessment monitoring event for the Winyah Generating Station (WGS) South Ash Pond. Data for this groundwater sampling event were validated on April 16, 2024 by Santee Cooper.

BACKGROUND

The WGS South Ash Pond ceased receipt of coal combustion residual (CCR) and non-CCR wastewater inflows prior to April 11, 2021. The unit continues in assessment monitoring and closure by excavation and removal of CCR is underway.

Recent analytical testing results were evaluated to determine if statistically significant levels (SSLs) exist above Groundwater Protection Standards (GWPS) of Appendix IV groundwater monitoring constituents. Using interwell evaluations, data from the semiannual sampling event for downgradient monitoring wells were compared to the GWPS established from background well data.

STATISTICAL EVALUATION

The Rule provides four specific options to statistically evaluate whether water quality downgradient of the CCR Unit (§257.93(f) (1-4)) represents a SSL of Appendix IV parameters above the GWPS. The selected statistical method used for these evaluations is the tolerance limit (TL). This statistical method was certified by Haley & Aldrich, Inc. on October 14, 2017.

An interwell evaluation was used for statistical analysis, which compares the most recent values from downgradient compliance wells against a background dataset composed of upgradient well data. The TL method was used to evaluate potential SSLs above GWPS. The GWPS for each of the Appendix IV constituents has been set equal to the highest value of the maximum contaminant level, regional screening level (RSL), or site background concentration. Compliance well data from the most recent groundwater sampling event were compared to the corresponding GWPS to determine if a SSL existed. Statistical analysis results are presented in Table 1.

As part of the TL procedure, a concentration limit for each constituent is established from the distribution of the background data with a minimum 95 percent confidence level. The upper endpoint of

a tolerance interval is called the upper tolerance limit (UTL). Depending on the assumed distribution of background data, parametric or non-parametric procedures were used to develop the UTL. Parametric procedures use assumed distributions of the sample background data to development the limits, whereas non-parametric limits use order statistics or bootstrap methods. If all background data are non-detect, a maximum reporting limit may serve as an appropriate UTL.

If an Appendix IV constituent concentration from the event was above the GWPS, the lower confidence limit (LCL) for the downgradient well constituent was used to evaluate the presence of a SSL. The LCL is the lower end of the confidence interval range, which is an estimated concentration range intended to contain the true mean or median of the population from which the sample is drawn. The confidence interval range is designed to locate the true population mean or median with a high degree of statistical confidence.

After testing for outliers, the UTLs were calculated from the background dataset to evaluate whether removal of data was necessary based on sampling or measurement discrepancies. Both visual and statistical outlier tests for the background data were performed.¹ A visual inspection of the data was performed using distribution plots for the downgradient sample data. Based on our review, no sample data were identified as outliers that warranted removal from the dataset.

The background well (WAP-1 and WBW-1) analytical results from previous events were combined to calculate the UTL for each detected Appendix IV constituent. Variability and distribution of the pooled dataset were reviewed to establish the method for UTL calculation.

Per the document *Statistical Analysis of Groundwater Monitoring Data at RCRA Facilities, Unified Guidance, March 2009* (the Unified Guidance), background concentrations were based on statistical evaluation of analytical results collected through July 2023 and updated in the Chemstat output. The background dataset will be updated in Table 1 again after four additional data points are collected (second semiannual event of 2025) in accordance with the Unified Guidance.

TREND ANALYSIS

Mann-Kendall trend analyses were performed on datasets of sufficient sample size. Results of the trend analysis are included on Table 1. 87 percent of compliance wells with trends analyzed were identified as stable or decreasing. It is important to note that increasing trends are not part of the comparison criteria for triggering a SSL. Trend analysis will continue to be used to monitor and evaluate concentrations in the context of overall site conditions.

RESULTS OF APPENDIX IV DOWNGRADIENT STATISTICAL COMPARISONS

¹ Visual and statistical outlier tests for background data were performed using Chemstat 6.3.0.0 and U.S. Environmental Protection Agency's ProUCL 5.1 software.

As stated, Appendix IV constituent detections from downgradient well samples were compared to their respective GWPS (Table 1). Based on previous compliance sampling data and statistical evaluations, interwell comparisons were used. Consistent with previous results, SSLs were not identified. Because arsenic and cobalt were identified above the GWPS in WAP-2, the LCL was calculated for each, and the resulting concentrations were not SSLs. Potential reasons for arsenic and cobalt results were evaluated, including investigating the condition of groundwater sampling wells. The concentrations may be attributed to the groundwater wells and/or dewatering activities and site conditions resulting from ongoing closure-by-removal construction activities. Concentrations should decrease once closure is complete and groundwater equilibrium is restored. The expected date for completing CCR removal for the South Ash Pond is 2025. Groundwater trends will continue to be monitored during future sampling events.

Enclosures:

Table 1 – WGS South Ash Pond February 2024 Semiannual Assessment Monitoring Data

TABLE

TABLE 1
WGS SOUTH ASH POND
FEBRUARY 2024 SEMIANNUAL ASSESSMENT MONITORING DATA

Location Id	Frequency of Detection	Percent Non-Detects	Range of Non-Detects	Mean	50th Percentile (Median)	8th Percentile	90th Percentile	Maximum Detect	Variance	Standard Deviation	Coefficient of Variance	CCR MCL/RSL	Report Result	Detection Exceedances (Y/N)	Number of Detection Exceedances	Number of Non-Detection Exceedances	Outlier Presence	Outlier Removal	Trend	Distribution	February 2024 Concentration	Detected?	LCL	Upper Tolerance Limit	Inter-well Analysis		Exceedance above Background at Individual Well	SSL
																									SI	GWPS Higher of Background (LmH)		
WRW-1	0/19	100%	0.005-0.225	0.06005	0.005	0.007	0.006	0.0002105	0.0004588	0.02181	0.00000000	0.006	mg/L	N	0	0	1	NA	NA	NA	0.0005	Y	0.025	0.025			No	
WRW-1	0/19	100%	0.002-0.325	0.00589	0.005	0.007	0.006	0.00002188	0.0004677	0.03935	0.00000000	0.006	mg/L	N	0	0	1	NA	NA	NA	0.0005	N					N	
WRW-1	0/17	100%	0.002-0.325	0.006	0.009	0.009	0.006	0.00002045	0.0004945	0.02425	0.00000000	0.006	mg/L	N	0	0	1	NA	NA	NA	0.0005	N					N	
WRW-1	0/17	100%	0.002-0.325	0.006	0.009	0.009	0.006	0.00002045	0.0004945	0.02425	0.00000000	0.006	mg/L	N	0	0	1	NA	NA	NA	0.0005	N					N	
WRW-1	0/17	100%	0.002-0.325	0.006	0.009	0.009	0.006	0.00002045	0.0004945	0.02425	0.00000000	0.006	mg/L	N	0	0	1	NA	NA	NA	0.0005	N					N	
WRW-1	0/21	100%	0.003-0.205	0.00443	0.005	0.005	0.005	0.00000000	0.0002928	0.02091	0.00000000	0.01	mg/L	N	0	0	0	NA	NA	NA	0.0005	Y	0.0085	0.0100			N	
WRW-1	5/23	78%	0.003-0.205	0.00524	0.005	0.005	0.005	0.00000159	0.001261	0.0405	0.00000000	0.01	mg/L	N	0	0	0	NA	NA	NA	0.0005	Y	0.0085	0.0100			N	
WRW-1	5/23	78%	0.003-0.205	0.00524	0.005	0.005	0.005	0.00000159	0.001261	0.0405	0.00000000	0.01	mg/L	N	0	0	0	NA	NA	NA	0.0005	Y	0.0085	0.0100			N	
WRW-1	5/17	78%	0.003-0.205	0.00524	0.005	0.005	0.005	0.00000159	0.001261	0.0405	0.00000000	0.01	mg/L	N	0	0	0	NA	NA	NA	0.0005	Y	0.0085	0.0100			N	
WRW-1	5/17	78%	0.003-0.205	0.00524	0.005	0.005	0.005	0.00000159	0.001261	0.0405	0.00000000	0.01	mg/L	N	0	0	0	NA	NA	NA	0.0005	Y	0.0085	0.0100			N	
WRW-1	5/17	78%	0.003-0.205	0.00524	0.005	0.005	0.005	0.00000159	0.001261	0.0405	0.00000000	0.01	mg/L	N	0	0	0	NA	NA	NA	0.0005	Y	0.0085	0.0100			N	
WRW-1	3/18	83%	0.003-0.205	0.00479	0.005	0.005	0.005	0.000002843	0.001686	0.01517	0.00000000	0.01	mg/L	N	0	0	0	NA	NA	NA	0.0005	Y	0.0085	0.0100			N	
WRW-1	21/21	0%	-	0.0185	0.015	0.044	0.038	0.0000137	0.01171	0.03444	0.00000000	2	mg/L	N	0	0	0	NA	NA	NA	0.0005	Y	0.094	2.000			N	
WRW-1	23/23	0%	-	0.0411	0.034	0.081	0.09	0.0000744	0.02728	0.0632	0.00000000	2	mg/L	N	0	0	0	NA	NA	NA	0.0005	Y	0.094	2.000			N	
WRW-1	23/23	0%	-	0.292	0.31	0.432	0.48	0.0001934	0.03957	0.274	0.00000000	2	mg/L	N	0	0	0	NA	NA	NA	0.0005	Y	0.094	2.000			N	
WRW-1	21/21	0%	-	0.0372	0.0354	0.054	0.062	0.0001671	0.01245	0.0475	0.00000000	2	mg/L	N	0	0	0	NA	NA	NA	0.0005	Y	0.094	2.000			N	
WRW-1	21/21	0%	-	0.527	0.27	0.32	0.34	0.001039	0.03224	0.1209	0.00000000	2	mg/L	N	0	0	0	NA	NA	NA	0.0005	Y	0.094	2.000			N	
WRW-1	0/19	100%	0.0005-0.205	0.0005	0.0005	0.0005	0.0005	0	0	0	0	0.04	mg/L	N	0	0	0	NA	NA	NA	0.0005	Y	0.0005	0.0005			N	
WRW-1	0/19	100%	0.0005-0.205	0.0005	0.0005	0.0005	0.0005	0	0	0	0	0.04	mg/L	N	0	0	0	NA	NA	NA	0.0005	Y	0.0005	0.0005			N	
WRW-1	0/19	100%	0.0005-0.205	0.0005	0.0005	0.0005	0.0005	0	0	0	0	0.04	mg/L	N	0	0	0	NA	NA	NA	0.0005	Y	0.0005	0.0005			N	
WRW-1	0/17	88%	0.0005-0.205	0.000575	0.0005	0.00796	0.007	8.438E-08	0.0002395	0.5054	0.00000000	0.005	mg/L	N	0	0	0	NA	NA	NA	0.0005	N					N	
WRW-1	0/17	100%	0.0005-0.205	0.0005	0.0005	0.0005	0.0005	0	0	0	0	0.04	mg/L	N	0	0	0	NA	NA	NA	0.0005	N					N	
WRW-1	1/17	94%	0.0005-0.205	0.00074	0.0005	0.0152	0.0005	0.000001188	0.00109	1.109	0.00000000	0.005	mg/L	N	0	0	1	NA	NA	NA	0.0005	N					N	
WRW-1	0/17	100%	0.0005-0.205	0.0005	0.0005	0.0005	0.0005	0	0	0	0	0.04	mg/L	N	0	0	0	NA	NA	NA	0.0005	N					N	
WRW-1	0/20	100%	0.0005-0.205	0.0005	0.0005	0.0005	0.0005	0	0	0	0	0.05	mg/L	N	0	0	0	NA	NA	NA	0.0005	N					N	
WRW-1	0/22	100%	0.0005-0.205	0.0005	0.0005	0.0005	0.0005	0	0	0	0	0.05	mg/L	N	0	0	0	NA	NA	NA	0.0005	N					N	
WRW-1	0/22	100%	0.0005-0.205	0.000568	0.0005	0.0005	0.0005	1.023E-07	0.0003198	0.5628	0.00000000	0.005	mg/L	N	0	0	0	NA	NA	NA	0.0005	N					N	
WRW-1	0/22	100%	0.0005-0.205	0.000568	0.0005	0.0005	0.0005	1.023E-07	0.0003198	0.5628	0.00000000	0.005	mg/L	N	0	0	0	NA	NA	NA	0.0005	N					N	
WRW-1	0/18	100%	0.0005-0.205	0.000833	0.0005	0.00245	0.0005	0.000001206	0.001098	1.118	0.00000000	0.005	mg/L	N	0	0	0	NA	NA	NA	0.0005	N					N	
WRW-1	0/18	100%	0.0005-0.205	0.000833	0.0005	0.00245	0.0005	0.000001206	0.001098	1.118	0.00000000	0.005	mg/L	N	0	0	0	NA	NA	NA	0.0005	N					N	
WRW-1	1/20	95%	0.005-0.205	0.005	0.005	0.005	0.005	0.00000125	0.0003536	0.0661	0.00000000	0.005	mg/L	N	0	0	0	NA	NA	NA	0.0005	N					N	
WRW-1	1/20	95%	0.005-0.205	0.005	0.005	0.005	0.005	0	0	0	0	0.1	mg/L	N	0	0	0	NA	NA	NA	0.0005	N					N	
WRW-1	0/22	100%	0.005-0.205	0.005	0.005	0.005	0.005	0	0	0	0	0.1	mg/L	N	0	0	0	NA	NA	NA	0.0005	N					N	
WRW-1	0/22	100%	0.005-0.205	0.00523	0.005	0.005	0.005	0.000001136	0.001066	0.2039	0.00000000	0.1	mg/L	N	0	0	0	NA	NA	NA	0.0005	N					N	
WRW-1	0/22	100%	0.005-0.205	0.00523	0.005	0.005	0.005	0.000001136	0.001066	0.2039	0.00000000	0.1	mg/L	N	0	0	0	NA	NA	NA	0.0005	N					N	
WRW-1	0/18	100%	0.005-0.205	0.00778	0.005	0.016	0.005	0.0001124	0.0106	1.163	0.00000000	0.1	mg/L	N	0	0	0	NA	NA	NA	0.0005	N					N	
WRW-1	0/18	100%	0.005-0.205	0.00778	0.005	0.016	0.005	0.0001124	0.0106	1.163	0.00000000	0.1	mg/L	N	0	0	0	NA	NA	NA	0.0005	N					N	
WRW-1	6/21	71%	0.0005-0.205	0.00123	0.0005	0.00315	0.0038	0.00000337	0.001799	1.168	0.00000000	0.005	mg/L	Y	1	0	0	NA	NA	NA	0.0005	Y	0.0084	0.008			N	
WRW-1	8/21	62%	0.0005-0.205	0.000716	0.0005	0.0015	0.0015	1.441E-07	0.0003797	0.53	0.00000000	0.006	mg/L	Y	1	0	0	NA	NA	NA	0.0005	Y	0.0084	0.008			N	
WRW-1	3/18	83%	0.0005-0.205	0.00172	0.0005	0.00662	0.0075	0.00001649	0.000461	2.158	0.00000000	0.006	mg/L	Y	1	0	0	NA	NA	NA	0.0005	Y	0.0084	0.008			N	
WRW-1	8/18	56%	0.0005-0.205	0.000784	0.0005	0.001905	0.0025	2.94E-07	0.0005424	0.616	0.00000000	0.006	mg/L	Y	1	0	0	NA	NA	NA	0.0005	Y	0.0084	0.008			N	
WRW-1	9/18	50%	0.0005-0.205	0.000999	0.00052	0.002322	0.0029	0.000001179	0.001086	1.287	0.00000000	0.006	mg/L	Y	1	0	0	NA	NA	NA	0.0005	Y	0.0084	0.008			N	
WRW-1	11/18	39%	0.0005-0.205	0.000589	0.0005425	0.001845	0.00111	2.291E-08	0.0001514	0.572	0.00000000	0.006	mg/L	Y	1	0	0	NA	NA	NA	0.0005	Y	0.0084	0.008			N	
WRW-1	1/22	95%	0.1-0.1	0.1	0.1	0.1	0.1	1.321E-18	1.11E-09	1.11E-08	0.00000000	4	mg/L	N	0	0	0	NA	NA	NA	0.0005	Y	0.140	4.00			N	
WRW-1	2/22	91%	0.1-0.1	0.103																								

FEBRUARY 2024 SEMIANNUAL ASSESSMENT MONITORING DATA

Location Id	Frequency of Detection	Percent Non-Detects	Range of Non-Detects	Mean	50th Percentile (Median)	95th Percentile	Maximum Detect	Variance	Standard Deviation	Coefficient of Variance	CCR MCL/MSL	Report Result Unit	Detection Exceedances (Y/N)	Number of Detection Exceedances	Number of Non-Detection Exceedances	Outlier Presence	Outlier Removed	Trend	Distribution	February 2024 Concentration	Detect?	LCL	Upper Tolerance Limit	SSI	GWIS (Higher of MCL/MSL or Background Limit)	Exceeds Above Background for Individual Well	SSL
WBW-1	7/19	95%	0.0002-0.0002	0.0002	0.0002	0.0002	0.0002	0	0	0	0.002	mg/L	N	0	0	No	No	MA	0.0002			0.0002		0.0000			
WBW-1	7/19	100%	0.0002-0.0002	0.0002	0.0002	0.0002	0	0	0	0	0.002	mg/L	N	0	0	MA	MA	MA	MA	0.0002	N		0.0002		0.0000		No
WBW-2	7/17	100%	0.0002-0.0002	0.0002	0.0002	0.0002	0	0	0	0	0.002	mg/L	N	0	0	MA	MA	MA	MA	0.0002	N		0.0002		0.0000		No
WBW-3	7/17	94%	0.0002-0.0002	0.0002	0.0002	0.0002	2.048E-10	0.00001481	0.00001481	0.00001481	0.002	mg/L	N	0	0	No	No	MA	MA	0.0002	N		0.0002		0.0000		No
WBW-12	7/17	100%	0.0002-0.0002	0.0002	0.0002	0.0002	0	0	0	0	0.002	mg/L	N	0	0	MA	MA	MA	MA	0.0002	N		0.0002		0.0000		No
WBW-13	7/17	100%	0.0002-0.0002	0.0002	0.0002	0.0002	0	0	0	0	0.002	mg/L	N	0	0	MA	MA	MA	MA	0.0002	N		0.0002		0.0000		No
WBW-1	7/21	100%	0.005-0.005	0.0112	0.01	0.01	4.39	0.00008226	0.00907	0.0105	0.1	mg/L	N	0	0	MA	MA	MA	MA	0.005	N		0.0050		0.10		No
WBW-1	7/21	100%	0.005-0.005	0.0095	0.01	0.01	5.97	0.00004048	0.002012	0.0224	0.1	mg/L	N	0	0	MA	MA	MA	MA	0.005	N		0.0050		0.10		No
WBW-2	7/17	100%	0.005-0.001	0.00862	0.01	0.01	4.52	0.00004779	0.002186	0.0478	0.1	mg/L	N	0	0	MA	MA	MA	MA	0.005	N		0.0050		0.10		No
WBW-3	7/17	100%	0.005-0.001	0.00862	0.01	0.01	4.52	0.00004779	0.002186	0.0478	0.1	mg/L	N	0	0	MA	MA	MA	MA	0.005	N		0.0050		0.10		No
WBW-12	7/17	100%	0.005-0.001	0.00912	0.01	0.01	6.71	0.00000386	0.001965	0.1155	0.1	mg/L	N	0	0	MA	MA	MA	MA	0.005	N		0.0050		0.10		No
WBW-13	7/17	100%	0.005-0.001	0.00912	0.01	0.01	6.71	0.00000386	0.001965	0.1155	0.1	mg/L	N	0	0	MA	MA	MA	MA	0.005	N		0.0050		0.10		No
WBW-1	14/21	33%	0-4	2.98	4	4.33	4.39	2.247	1.499	0.093	5	µg/L	N	0	0	No	No	Stable	Non-parametric	5.740	Y		5.97		6.0		No
WBW-1	16/21	24%	0-4	3.29	4	5.74	5.97	2.521	1.588	0.082	5	µg/L	Y	4	0	No	No	Decreasing		2.319	Y		5.97		6.0		No
WBW-2	22/23	4%	0-4	6.16	5.85	8.485	12.1	4.52	2.085	0.388	5	µg/L	Y	18	0	No	No	Stable		1.898	Y		5.97		6.0		No
WBW-3	17/21	19%	0-4	3.41	4	4.64	6.56	1.999	1.414	0.448	5	µg/L	Y	7	0	No	No	Decreasing		3.157	Y		5.97		6.0		No
WBW-12	21/21	0%	-	4.3	4.26	6.5	6.71	2.51	1.616	0.796	5	µg/L	Y	0	0	No	No	Decreasing									No
WBW-13	18/21	14%	0-4	3.94	4	5.99	6.35	2.88	1.35	0.283	5	µg/L	Y	3	0	No	No	Decreasing									No
WBW-1	7/20	100%	0.0025-0.02	0.0114	0.01	0.02	0.00002334	0.004831	0.0247	0.05	0.05	mg/L	N	0	0	MA	MA	MA	MA	0.050	N		0.0200		0.0500		No
WBW-1	7/22	100%	0.0025-0.02	0.0108	0.01	0.02	0.00001749	0.004182	0.0374	0.05	0.05	mg/L	N	0	0	MA	MA	MA	MA	0.050	N		0.0200		0.0500		No
WBW-2	7/22	100%	0.0025-0.02	0.0106	0.01	0.02	0.00001901	0.004346	0.0425	0.05	0.05	mg/L	N	0	0	MA	MA	MA	MA	0.050	N		0.0200		0.0500		No
WBW-3	7/22	100%	0.0025-0.02	0.0106	0.01	0.02	0.00001901	0.004346	0.0425	0.05	0.05	mg/L	N	0	0	MA	MA	MA	MA	0.050	N		0.0200		0.0500		No
WBW-12	7/18	100%	0.0025-0.02	0.0112	0.01	0.02	0.00002812	0.005305	0.0714	0.05	0.05	mg/L	N	0	0	MA	MA	MA	MA	0.050	N		0.0200		0.0500		No
WBW-13	7/18	100%	0.0025-0.02	0.0112	0.01	0.02	0.00002812	0.005305	0.0714	0.05	0.05	mg/L	N	0	0	MA	MA	MA	MA	0.050	N		0.0200		0.0500		No
WBW-1	7/19	100%	0.001-0.001	0.0051	0.001	0.001	0	0	0	0	0.002	mg/L	N	0	0	MA	MA	MA	MA	0.002	N		0.0001		0.002		No
WBW-1	7/19	100%	0.001-0.001	0.0055	0.001	0.001	4.263E-08	0.0002085	0.0167	0.002	0.002	mg/L	N	0	0	MA	MA	MA	MA	0.002	N		0.0001		0.002		No
WBW-2	7/17	100%	0.001-0.001	0.001	0.001	0.001	0	0	0	0	0.002	mg/L	N	0	0	MA	MA	MA	MA	0.002	N		0.0001		0.002		No
WBW-3	7/17	100%	0.001-0.001	0.001	0.001	0.001	0	0	0	0	0.002	mg/L	N	0	0	MA	MA	MA	MA	0.002	N		0.0001		0.002		No
WBW-12	7/17	100%	0.001-0.001	0.0015	0.001	0.001	0.000004765	0.00004765	0.002188	1.277	0.002	mg/L	N	0	0	MA	MA	MA	MA	0.002	N		0.0001		0.002		No
WBW-13	7/17	100%	0.001-0.001	0.0015	0.001	0.001	0	0	0	0	0.002	mg/L	N	0	0	MA	MA	MA	MA	0.002	N		0.0001		0.002		No



HALEY & ALDRICH, INC.
400 Augusta Street
Suite 100
Greenville, SC 29601
864.214.8750

TECHNICAL MEMORANDUM

December 9, 2024
File No. 132892-102

SUBJECT: Statistical Evaluation of the July 2024 Semiannual Groundwater Assessment Monitoring Data, Winyah Generating Station, South Ash Pond

Pursuant to Title 40 Code of Federal Regulations (40 CFR) §257.93 and §257.95 (Rule), this memorandum summarizes the statistical evaluation of the groundwater analytical results obtained for the July 2024 semiannual assessment monitoring event for the Winyah Generating Station (WGS) South Ash Pond. Data for this groundwater sampling event were validated on October 9, 2024 by Santee Cooper.

BACKGROUND

The WGS South Ash Pond ceased receipt of coal combustion residual (CCR) and non-CCR wastewater inflows prior to April 11, 2021. The unit continues in assessment monitoring and closure by excavation and removal of CCR is underway.

Recent analytical testing results were evaluated to determine if statistically significant levels (SSLs) exist above Groundwater Protection Standards (GWPS) of Appendix IV groundwater monitoring constituents. Using interwell evaluations, data from the semiannual sampling event for downgradient monitoring wells were compared to the GWPS established from background well data.

STATISTICAL EVALUATION

The Rule provides four specific options to statistically evaluate whether water quality downgradient of the CCR Unit (§257.93(f) (1-4)) represents a SSL of Appendix IV parameters above the GWPS. The selected statistical method used for these evaluations is the tolerance limit (TL). This statistical method was certified by Haley & Aldrich, Inc. on October 14, 2017.

An interwell evaluation was used for statistical analysis, which compares the most recent values from downgradient compliance wells against a background dataset composed of upgradient well data. The TL method was used to evaluate potential SSLs above GWPS. The GWPS for each of the Appendix IV constituents has been set equal to the highest value of the maximum contaminant level, regional screening level (RSL), or site background concentration. Compliance well data from the most recent groundwater sampling event were compared to the corresponding GWPS to determine if a SSL existed. Statistical analysis results are presented in Table 1.

As part of the TL procedure, a concentration limit for each constituent is established from the distribution of the background data with a minimum 95 percent confidence level. The upper endpoint of

a tolerance interval is called the upper tolerance limit (UTL). Depending on the assumed distribution of background data, parametric or non-parametric procedures were used to develop the UTL. Parametric procedures use assumed distributions of the sample background data to development the limits, whereas non-parametric limits use order statistics or bootstrap methods. If all background data are non-detect, a maximum reporting limit may serve as an appropriate UTL.

If an Appendix IV constituent concentration from the event was above the GWPS, the lower confidence limit (LCL) for the downgradient well constituent was used to evaluate the presence of a SSL. The LCL is the lower end of the confidence interval range, which is an estimated concentration range intended to contain the true mean or median of the population from which the sample is drawn. The confidence interval range is designed to locate the true population mean or median with a high degree of statistical confidence.

After testing for outliers, the UTLs were calculated from the background dataset to evaluate whether removal of data was necessary based on sampling or measurement discrepancies. Both visual and statistical outlier tests for the background data were performed.¹ A visual inspection of the data was performed using distribution plots for the downgradient sample data. Based on our review, no sample data were identified as outliers that warranted removal from the dataset.

The background well (WAP-1 and WBW-1) analytical results from previous events were combined to calculate the UTL for each detected Appendix IV constituent. Variability and distribution of the pooled dataset were reviewed to establish the method for UTL calculation.

Per the document *Statistical Analysis of Groundwater Monitoring Data at RCRA Facilities, Unified Guidance, March 2009* (the Unified Guidance), background concentrations were based on statistical evaluation of analytical results collected through July 2023 and updated in the Chemstat output. The background dataset will be updated in Table 1 again after four additional data points are collected (second semiannual event of 2025) in accordance with the Unified Guidance.

TREND ANALYSIS

Mann-Kendall trend analyses were performed on datasets of sufficient sample size. Results of the trend analysis are included on Table 1. In summary, 87 percent of compliance wells with trends analyzed were identified as stable or decreasing. It is important to note that increasing trends are not part of the comparison criteria for triggering a SSL. Trend analysis will continue to be used to monitor and evaluate concentrations in the context of overall site conditions.

¹ Visual and statistical outlier tests for background data were performed using Chemstat 6.3.0.0 and U.S. Environmental Protection Agency's ProUCL 5.1 software.

RESULTS OF APPENDIX IV DOWNGRADIENT STATISTICAL COMPARISONS

As stated, Appendix IV constituent detections from downgradient well samples were compared to their respective GWPS (Table 1). Based on previous compliance sampling data and statistical evaluations, interwell comparisons were used. Consistent with previous results, SSLs were not identified. Because arsenic and cobalt were identified above the GWPS in WAP-2 and WAP-12, the LCL was calculated for each, and the resulting concentrations were not SSLs. Potential reasons for arsenic and cobalt results were evaluated, including investigating the condition of groundwater sampling wells. The concentrations may be attributed to the groundwater wells and/or dewatering activities and site conditions resulting from ongoing closure-by-removal construction activities. Concentrations should decrease once closure is complete, and groundwater equilibrium is restored. The expected date for completing CCR removal for the South Ash Pond is first quarter of 2025. Groundwater trends will continue to be monitored during future sampling events.

Enclosures:

Table 1 – WGS South Ash Pond July 2024 Semiannual Assessment Monitoring Data

TABLE

TABLE 1
WGS SOUTH ASH POND
JULY 2024 SEMIANNUAL ASSESSMENT MONITORING DATA

Location Id	Frequency of Detection	Percent Non-Detects	Range of Non-Detect	Mean	50th Percentile (Median)	95th Percentile	Maximum Detect	Variance	Standard Deviation	Coefficient of Variance	CCR MCL/NSL	Report Result Unit	Detection Exceedances (Y/N)	Number of Detection Exceedances	Number of Non-Detection Exceedances	Outlier Presence	Outlier Removed	Trend	Distribution	Inter-well Analysis			GWS (Higher of MCL/NSL or Background Limb)	Exceedance above Background at Individual Well	SSL
																				July 2024 Concentration	Defect?	LCL			
WBW-1	0/70	100%	0.005-0.025	0.006	0.005	0.006	0.005	0.0002	0.00472	0.7454	0.005	mg/L	N	0	0	MA	MA	MA	MA	MA	0.025	N	No		
WBW-1	0/70	100%	0.002-0.035	0.00585	0.005	0.006	0.006	0.0002077	0.00457	0.779	0.006	mg/L	N	0	0	MA	MA	MA	MA	MA	0.025	N	No		
WBW-2	0/18	100%	0.005-0.035	0.00584	0.005	0.006	0.006	0.0002311	0.00488	0.888	0.006	mg/L	N	0	0	MA	MA	MA	MA	MA	0.025	N	No		
WBW-3	7/18	54%	0.005-0.035	0.00594	0.005	0.006	0.006	0.0002311	0.00488	0.888	0.006	mg/L	Y	1	0	Yes	MA	MA	MA	MA	0.025	N	No		
WBW-12	0/18	100%	0.005-0.025	0.00594	0.005	0.006	0.006	0.0002311	0.00488	0.888	0.006	mg/L	N	0	0	MA	MA	MA	MA	MA	0.025	N	No		
WBW-13	0/18	100%	0.002-0.025	0.00594	0.005	0.006	0.006	0.0002311	0.00488	0.888	0.006	mg/L	N	0	0	MA	MA	MA	MA	MA	0.025	N	No		
WBW-1	0/22	100%	0.005-0.005	0.00445	0.005	0.005	0.005	8.31E-07	0.009117	0.267	0.01	mg/L	N	0	0	MA	MA	MA	MA	MA	0.010	N	No		
WBW-1	6/24	75%	0.005-0.005	0.00542	0.005	0.006	0.006	0.0002312	0.00152	0.283	0.01	mg/L	N	0	0	No	No	MA	MA	MA	0.010	N	No		
WBW-2	6/24	75%	0.005-0.005	0.0111	0.005	0.006	0.006	0.0002312	0.00152	0.283	0.01	mg/L	Y	5	0	Yes	MA	MA	MA	MA	0.010	Y	No		
WBW-3	0/23	100%	0.005-0.005	0.00457	0.005	0.005	0.005	7.11E-07	0.00845	0.1848	0.01	mg/L	N	0	0	MA	MA	MA	MA	MA	0.010	N	No		
WBW-12	5/19	74%	0.005-0.005	0.0062	0.005	0.006	0.006	0.0003481	0.00095	0.9516	0.01	mg/L	N	0	0	Yes	MA	MA	MA	MA	0.010	N	No		
WBW-13	3/19	84%	0.005-0.005	0.00481	0.005	0.006	0.006	0.0002487	0.00169	0.3411	0.01	mg/L	Y	1	0	Yes	MA	MA	MA	MA	0.010	N	No		
WBW-1	2/22	0%	-	0.0182	0.015	0.0182	0.015	0.0001319	0.01149	0.6311	2	mg/L	N	0	0	Yes	No	MA	MA	MA	2.000	N	No		
WBW-1	24/24	0%	-	0.0423	0.04355	0.0423	0.04355	0.0007474	0.02724	0.6447	2	mg/L	N	0	0	No	No	MA	MA	MA	2.000	N	No		
WBW-2	24/24	0%	-	0.285	0.3095	0.285	0.3095	0.009856	0.09928	0.3483	2	mg/L	N	0	0	No	No	MA	MA	MA	2.000	N	No		
WBW-3	24/24	0%	-	0.0998	0.08475	0.0981	0.08475	0.002886	0.05372	0.5383	2	mg/L	N	0	0	No	No	MA	MA	MA	2.000	N	No		
WBW-12	2/22	0%	-	0.0395	0.0357	0.04231	0.0357	0.0002723	0.0165	0.4181	2	mg/L	N	0	0	Yes	No	MA	MA	MA	2.000	N	No		
WBW-13	2/22	0%	-	0.266	0.2665	0.3192	0.2665	0.0009994	0.03161	0.1188	2	mg/L	N	0	0	No	No	MA	MA	MA	2.000	N	No		
WBW-1	0/20	100%	0.005-0.005	0.0005	0.0005	0.0005	0.0005	0	0	0	0.004	mg/L	N	0	0	MA	MA	MA	MA	MA	0.004	N	No		
WBW-1	0/20	100%	0.005-0.005	0.0005	0.0005	0.0005	0.0005	0	0	0	0.004	mg/L	N	0	0	MA	MA	MA	MA	MA	0.004	N	No		
WBW-2	3/18	83%	0.005-0.005	0.00069	0.0005	0.001275	0.0017	1.01E-07	0.000318	0.5218	0.004	mg/L	N	0	0	Yes	MA	MA	MA	MA	0.004	Y	No		
WBW-3	0/18	100%	0.005-0.005	0.0005	0.0005	0.0005	0.0005	0	0	0.004	0.004	mg/L	N	0	0	MA	MA	MA	MA	MA	0.005	N	No		
WBW-12	1/18	94%	0.005-0.005	0.000758	0.0005	0.001303	0.00065	0.00001122	0.00169	1.397	0.004	mg/L	N	0	1	No	No	MA	MA	MA	0.005	N	No		
WBW-13	0/18	100%	0.005-0.005	0.0005	0.0005	0.0005	0.0005	0	0	0.004	0.004	mg/L	N	0	0	MA	MA	MA	MA	MA	0.005	N	No		
WBW-1	0/21	100%	0.005-0.005	0.0005	0.0005	0.0005	0.0005	0	0	0	0.005	mg/L	N	0	0	MA	MA	MA	MA	MA	0.005	N	No		
WBW-1	0/23	100%	0.005-0.005	0.0005	0.0005	0.0005	0.0005	0	0	0	0.005	mg/L	N	0	0	MA	MA	MA	MA	MA	0.005	N	No		
WBW-2	0/23	100%	0.005-0.002	0.00065	0.0005	0.001275	0.0017	9.78E-08	0.000318	0.5218	0.005	mg/L	N	0	0	MA	MA	MA	MA	MA	0.005	N	No		
WBW-3	0/23	100%	0.005-0.002	0.00065	0.0005	0.001275	0.0017	9.78E-08	0.000318	0.5218	0.005	mg/L	N	0	0	MA	MA	MA	MA	MA	0.005	N	No		
WBW-12	0/19	100%	0.005-0.005	0.000816	0.0005	0.001303	0.00065	0.00001145	0.00107	1.312	0.005	mg/L	N	0	0	MA	MA	MA	MA	MA	0.005	N	No		
WBW-13	0/19	100%	0.005-0.002	0.00079	0.0005	0.001303	0.00065	1.184E-07	0.000341	0.5944	0.005	mg/L	N	0	0	MA	MA	MA	MA	MA	0.005	N	No		
WBW-1	1/21	95%	0.005-0.005	0.0005	0.0005	0.0005	0.0005	0	0	0	0.1	mg/L	N	0	0	No	No	MA	MA	MA	0.100	N	No		
WBW-1	0/23	100%	0.005-0.005	0.0005	0.0005	0.0005	0.0005	0	0	0	0.1	mg/L	N	0	0	MA	MA	MA	MA	MA	0.100	N	No		
WBW-2	0/23	100%	0.005-0.005	0.0005	0.0005	0.0005	0.0005	0	0	0	0.1	mg/L	N	0	0	MA	MA	MA	MA	MA	0.100	N	No		
WBW-3	0/23	100%	0.005-0.005	0.0005	0.0005	0.0005	0.0005	0	0	0	0.1	mg/L	N	0	0	MA	MA	MA	MA	MA	0.100	N	No		
WBW-12	0/19	100%	0.005-0.005	0.000763	0.0005	0.001303	0.00065	0.0001066	0.01092	1.353	0.1	mg/L	N	0	0	MA	MA	MA	MA	MA	0.100	N	No		
WBW-13	0/19	100%	0.005-0.01	0.00526	0.0005	0.001303	0.00065	0.0000316	0.00117	0.2179	0.1	mg/L	N	0	0	MA	MA	MA	MA	MA	0.100	N	No		
WBW-1	7/22	68%	0.005-0.005	0.00119	0.0005	0.003108	0.00328	0.00003165	0.001762	1.476	0.005	mg/L	Y	1	0	No	No	MA	MA	MA	0.008	N	No		
WBW-1	9/22	59%	0.005-0.005	0.00118	0.0005	0.003108	0.00328	0.00003165	0.001762	1.476	0.005	mg/L	N	0	0	Yes	MA	MA	MA	MA	0.008	N	No		
WBW-2	4/19	79%	0.005-0.005	0.00111	0.0005	0.003108	0.00328	0.00003165	0.001762	1.476	0.005	mg/L	Y	2	0	Yes	MA	MA	MA	MA	0.008	Y	No		
WBW-3	9/19	53%	0.005-0.005	0.00078	0.0005	0.003108	0.00328	0.00003165	0.001762	1.476	0.005	mg/L	N	0	0	No	No	MA	MA	MA	0.008	N	No		
WBW-12	10/19	47%	0.005-0.005	0.00078	0.0005	0.003108	0.00328	0.00003165	0.001762	1.476	0.005	mg/L	N	0	0	Yes	MA	MA	MA	MA	0.008	Y	No		
WBW-13	17/19	42%	0.005-0.005	0.00084	0.00053	0.003108	0.00328	0.00003165	0.001762	1.476	0.005	mg/L	N	0	0	Yes	MA	MA	MA	MA	0.008	N	No		
WBW-1	1/23	96%	0.1-0.1	0.1	0.1	0.1	0.1	0	0	0	0	mg/L	N	0	0	No	No	MA	MA	MA	4.00	N	No		
WBW-1	2/23	91%	0.1-0.1	0.109	0.1	0.127	0.1	0.00104	0.0102	0.09855	4	mg/L	N	0	0	No	No	MA	MA	MA	4.00	N	No		
WBW-2	3/23	87%	0.1-0.1	0.11	0.11	0.137	0.28	0.001445	0.03802	0.3556	4	mg/L	N	0	0	Yes	MA	MA	MA	MA	4.00	N	No		
WBW-3	13/23	43%	0.1-0.1	0.128	0.11	0.21	0.22	0.00157	0.03962	0.3889	4	mg/L	N	0	0	No	No	MA	MA	MA	4.00	N	No		
WBW-12	1/23	96%	0.1-0.1	0.109	0.1	0.1	0.16	0.0001565	0.01251	0.1319	4	mg/L	N	0	0	No	No	MA	MA	MA	4.00	N	No		
WBW-13	8/23	65%	0.1-0.1	0.117	0.11	0.196	0.21	0.001004	0.0169	0.2709	4	mg/L	N	0	0	Yes	MA	MA	MA	MA	4.00	Y	No		
WBW-1	0/21	100%	0.001-0.01	0.00221	0.001	0.01	0.00247	0.00000714	0.00247	1.205	0.015	mg/L	N	0	0	MA	MA	MA	MA	MA	0.015	N	No		
WBW-1	4/23	83%	0.001-0.01	0.00193	0.001	0.004394	0.00456	0.00003899	0.001974	1.024	0.015	mg/L	N	0	0	Yes	MA	MA	MA	MA	0.015	N	No		
WBW-2	0/23	100%	0.001-0.0025	0.00137	0.001	0.0025	0.00000445	0.0000445	0.4498	0.015	mg/L	N	0	0	MA	MA	MA	MA	MA	MA	0.015	N	No		
WBW-3	0/23	100%	0.001-0.0025	0.00137	0.001	0.0025	0.00000445	0.0000445	0.4498	0.015	mg/L	N	0	0	MA										

TABLE 1
WGS SOUTH ASH POND
JULY 2024 SEMIANNUAL ASSESSMENT MONITORING DATA

Location Id	Frequency of Detection	Percent Non-Detects	Range of Non-Detect	Mean	50th Percentile (Median)	95th Percentile	Maximum Detect	Variance	Standard Deviation	Coefficient of Variance	CCR MCL/SL	Report Result Unit	Detection Exceedances (Y/N)	Number of Detection Exceedances	Number of Non-Detection Exceedances	Outlier Presence	Outlier Removed	Trend	Distribution	Inter-well Analysis				GMPS (Higher of MCL/SL or Background Limb)	Exceedance above Background at Individual Well	SSL	
																				July 2024 Concentration	Detect?	LCL	Upper Tolerance Limit				SSI
WBW-1	1/72	95%	0.005-0.01	0.00909	0.01	0.01	0.0069	0.00003888	0.001372	0.217	0.04	mg/L	N	0	0	No	No	MA	Non-parametric								
WAP-1	1/72	95%	0.005-0.01	0.00894	0.01	0.01	0.0116	0.00004889	0.002111	0.274	0.04	mg/L	N	0	0	No	No	MA				0.040	N	No			
WAP-2	1/72	47%	0.01-0.01	0.013	0.01	0.02108	0.0385	0.00007769	0.069891	0.5394	0.04	mg/L	N	0	0	Yes	No	Increase				0.017	Y	Y	N	No	
WAP-3	3/72	78%	0.005-0.01	0.0131	0.01	0.0332	0.0259	0.00007753	0.06517	0.4354	0.04	mg/L	N	0	0	No	No	MA				0.005	Y	Y	N	No	
WAP-12	0/18	100%	0.005-0.05	0.0108	0.01	0.014	0.0089518	0.009716	0.0992	0.962	0.04	mg/L	N	0	1	MA	MA	MA				0.005	Y	Y	N	No	
WAP-13	17/72	42%	0.01-0.01	0.0253	0.0119	0.133	0.151	0.000167	0.04088	1.553	0.04	mg/L	Y	2	0	Yes	No	Stable				0.016	Y	Y	N	No	
WBW-1	1/20	95%	0.002-0.0002	0.0002	0.0002	0.0002	0.0002	0	0	0	0.002	mg/L	N	0	0	No	No	MA	N/A			0.0020					
WAP-1	0/20	100%	0.002-0.0002	0.0002	0.0002	0.0002	0	0	0	0	0.002	mg/L	N	0	0	MA	MA	MA									
WAP-2	0/18	100%	0.002-0.0002	0.0002	0.0002	0.0002	0	0	0	0	0.002	mg/L	N	0	0	MA	MA	MA									
WAP-3	1/18	94%	0.002-0.0002	0.0002	0.0002	0.00289	0.002559	1.194E-10	0.0001391	0.06841	0.002	mg/L	N	0	0	No	No	MA				0.0002	N	N	N	No	
WAP-12	0/18	100%	0.002-0.0002	0.0002	0.0002	0.0002	0	0	0	0	0.002	mg/L	N	0	0	MA	MA	MA									
WAP-13	0/18	100%	0.002-0.0002	0.0002	0.0002	0.0002	0	0	0	0	0.002	mg/L	N	0	0	MA	MA	MA									
WBW-1	0/22	100%	0.005-0.05	0.0109	0.01	0.01	4.39	0.00008009	0.00899	0.6203	0.1	mg/L	N	0	0	MA	MA	MA	N/A				0.10				
WAP-1	0/22	100%	0.005-0.01	0.00886	0.01	0.01	5.97	0.000006	0.002125	0.342	0.1	mg/L	N	0	0	MA	MA	MA									
WAP-2	0/18	100%	0.005-0.01	0.00861	0.01	0.01	0.00000531	0.002384	0.2676	0.1	mg/L	N	0	0	MA	MA	MA										
WAP-3	0/18	100%	0.005-0.01	0.00861	0.01	0.01	0.00000531	0.002384	0.2676	0.1	mg/L	N	0	0	MA	MA	MA										
WAP-12	0/18	100%	0.005-0.01	0.00889	0.01	0.01	0.00000475	0.002159	0.2406	0.1	mg/L	N	0	0	MA	MA	MA										
WAP-13	0/18	100%	0.005-0.01	0.00889	0.01	0.01	0.00000475	0.002159	0.2406	0.1	mg/L	N	0	0	MA	MA	MA										
WBW-1	15/72	32%	0.4	2.96	4	4.33	2.15	1.466	0.4955	5	pc/L	N	0	0	No	No	Stable										
WAP-1	17/72	23%	4.4	3.34	4	5.705	5.97	2.446	1.564	0.4883	5	pc/L	Y	4	0	No	No	Stable									
WAP-2	23/74	4%	4.4	6.06	5.825	8.477	12.1	4.403	2.098	0.3464	5	pc/L	Y	18	0	Yes	No	Stable				3.755	Y	N	N	No	
WAP-3	18/72	18%	4.4	3.41	4	4.625	6.56	1.904	1.38	0.4042	5	pc/L	Y	1	0	Yes	No	Stable				3.539	Y	N	N	No	
WAP-12	22/72	0%	-	4.35	4.33	6.495	6.71	2.543	1.595	0.3663	5	pc/L	Y	8	0	No	No	Decrease				5.420	Y	N	N	No	
WAP-13	19/72	14%	4.4	3.87	3.955	5.979	6.35	1.336	1.156	0.2889	5	pc/L	Y	3	0	No	No	Decrease				2.390	Y	N	N	No	
WBW-1	0/21	100%	0.0025-0.02	0.0113	0.01	0.02	0.00002226	0.004728	0.4172	0.05	0.05	mg/L	N	0	0	MA	MA	MA	N/A								
WAP-1	0/23	100%	0.0025-0.02	0.0108	0.01	0.02	0.00001672	0.00409	0.38	0.05	0.05	mg/L	N	0	0	MA	MA	MA									
WAP-2	0/23	100%	0.0025-0.02	0.0105	0.01	0.02	0.00001816	0.004361	0.4041	0.05	0.05	mg/L	N	0	0	MA	MA	MA									
WAP-3	0/23	100%	0.0025-0.02	0.0105	0.01	0.02	0.00001816	0.004361	0.4041	0.05	0.05	mg/L	N	0	0	MA	MA	MA									
WAP-12	0/19	100%	0.0025-0.02	0.0112	0.01	0.02	0.00002664	0.005162	0.4615	0.05	0.05	mg/L	N	0	0	MA	MA	MA									
WAP-13	0/19	100%	0.0025-0.02	0.0112	0.01	0.02	0.00002664	0.005162	0.4615	0.05	0.05	mg/L	N	0	0	MA	MA	MA									
WBW-1	0/20	100%	0.001-0.001	0.001	0.001	0.001	0	0	0	0	0.002	mg/L	N	0	0	MA	MA	MA	N/A								
WAP-1	0/20	100%	0.001-0.001	0.000955	0.001	0.001	4.05E-08	0.00002032	0.2107	0.002	0.002	mg/L	N	0	0	MA	MA	MA									
WAP-2	0/18	100%	0.001-0.001	0.001	0.001	0.001	0	0	0	0	0.002	mg/L	N	0	0	MA	MA	MA									
WAP-3	0/18	100%	0.001-0.001	0.001	0.001	0.001	0	0	0	0	0.002	mg/L	N	0	0	MA	MA	MA									
WAP-12	0/18	100%	0.001-0.01	0.0015	0.001	0.00235	0.0000045	0.00211	1.414	0.002	0.002	mg/L	N	0	1	MA	MA	MA									
WAP-13	0/18	100%	0.001-0.001	0.001	0.001	0.001	0	0	0	0	0.002	mg/L	N	0	0	MA	MA	MA									

Appendix B:

Certificates of Analysis, External Lab Reports,
& Field Parameters

SANTEE COOPER ANALYTICAL SERVICES

CERTIFICATE OF ANALYSIS

LAB CERTIFICATION #08552

Sample # AF90595 Location: GW Well WAP-1 Date: 02/05/2024 Sample Collector: WJK/BB
Loc. Code WAP-1 Time: 14:35

Analysis	Result	Units	Test Date	Analyst	Method
Aluminum	1.2	mg/L	02/13/2024	SKJACOBS	EPA 6020B
Arsenic	5.6	ug/L	02/13/2024	SKJACOBS	EPA 6020B
Barium	81.0	ug/L	02/13/2024	SKJACOBS	EPA 6020B
Beryllium	<0.5	ug/L	02/13/2024	SKJACOBS	EPA 6020B
Calcium	8.8	mg/L	02/13/2024	SKJACOBS	EPA 6020B
Cadmium	<0.5	ug/L	02/13/2024	SKJACOBS	EPA 6020B
Cobalt	0.84	ug/L	02/13/2024	SKJACOBS	EPA 6020B
Chromium	<5.0	ug/L	02/13/2024	SKJACOBS	EPA 6020B
Iron	2460	ug/L	02/13/2024	SKJACOBS	EPA 6020B
Magnesium	0.93	mg/L	02/13/2024	SKJACOBS	EPA 6020B
Lead	<1.0	ug/L	02/13/2024	SKJACOBS	EPA 6020B
Antimony	<5.0	ug/L	02/13/2024	SKJACOBS	EPA 6020B
Selenium	<10.0	ug/L	02/13/2024	SKJACOBS	EPA 6020B
Thallium	<1.0	ug/L	02/13/2024	SKJACOBS	EPA 6020B
Boron	37.1	ug/L	02/14/2024	SKJACOBS	EPA 6010D
Lithium	<5.0	ug/L	02/14/2024	SKJACOBS	EPA 6010D
Molybdenum	<5.0	ug/L	02/14/2024	SKJACOBS	EPA 6010D
Mercury	<0.2	ug/L	02/20/2024	EUROFINS SAV	EPA 7470
Zinc	<10.0	ug/L	02/13/2024	SKJACOBS	EPA 6020B
Fluoride	<0.10	mg/L	02/14/2024	KCWELLS	EPA 300.0
Chloride	11.6	mg/L	02/14/2024	KCWELLS	EPA 300.0
Sulfate	30.2	mg/L	02/14/2024	KCWELLS	EPA 300.0
Total Dissolved Solids	80.00	mg/L	02/09/2024	KCWELLS	SM 2540C
Radium 226	2.03	pCi/L	03/05/2024	GEL	EPA 903.1 Mod
Radium 228	0.185	pCi/L	02/23/2024	GEL	EPA 904.0
Radium 226/228 Combined Calculation	2.215	pCi/L	03/21/2024	SJLEVY	EPA 903.1 Mod
pH	4.41	SU	02/05/2024	WJK/BB	
Copper	<5.0	ug/L	02/13/2024	SKJACOBS	EPA 6020B
Nickel	<0.5	ug/L	02/13/2024	SKJACOBS	EPA 6020B

Comments:

Independent Laboratory Results: "GEL" - GEL Laboratories LLC - Lab ID # 10120; "Test America" - TestAmerica Laboratories, Inc. - Lab ID# 98001; "DavisBrown"- Davis & Brown Lab ID # 21117; "Shealy"- Shealy Environmental Services, Inc.- Lab ID# 32010 "ROGERSCALLCO"- Rogers & Callcot, Inc.- Lab ID # 23105001

Analysis Validated:  Validation date: 4/15/24
Linda Williams - Manager Analytical Services

Authorized Signature Only- Not Valid Unless Signed

SANTEE COOPER ANALYTICAL SERVICES
CERTIFICATE OF ANALYSIS
LAB CERTIFICATION #08552

Sample # AF90634 **Location:** GW Well WBW-1 **Date:** 02/06/2024 **Sample Collector:** WJK/BB
Loc. Code WBW-1 **Time:** 14:12

Analysis	Result	Units	Test Date	Analyst	Method
Aluminum	0.42	mg/L	02/13/2024	SKJACOBS	EPA 6020B
Arsenic	<5.0	ug/L	02/13/2024	SKJACOBS	EPA 6020B
Barium	22.3	ug/L	02/13/2024	SKJACOBS	EPA 6020B
Beryllium	<0.5	ug/L	02/13/2024	SKJACOBS	EPA 6020B
Calcium	2.2	mg/L	02/13/2024	SKJACOBS	EPA 6020B
Cadmium	<0.5	ug/L	02/13/2024	SKJACOBS	EPA 6020B
Cobalt	0.88	ug/L	02/13/2024	SKJACOBS	EPA 6020B
Chromium	<5.0	ug/L	02/13/2024	SKJACOBS	EPA 6020B
Iron	98.7	ug/L	02/13/2024	SKJACOBS	EPA 6020B
Magnesium	0.45	mg/L	02/13/2024	SKJACOBS	EPA 6020B
Lead	<1.0	ug/L	02/13/2024	SKJACOBS	EPA 6020B
Antimony	<5.0	ug/L	02/13/2024	SKJACOBS	EPA 6020B
Selenium	<10.0	ug/L	02/13/2024	SKJACOBS	EPA 6020B
Thallium	<1.0	ug/L	02/13/2024	SKJACOBS	EPA 6020B
Boron	185	ug/L	02/14/2024	SKJACOBS	EPA 6010D
Lithium	9.9	ug/L	02/14/2024	SKJACOBS	EPA 6010D
Molybdenum	<5.0	ug/L	02/14/2024	SKJACOBS	EPA 6010D
Mercury	<0.2	ug/L	02/20/2024	EUROFINS SAV	EPA 7470
Zinc	<10.0	ug/L	02/13/2024	SKJACOBS	EPA 6020B
Fluoride	<0.10	mg/L	02/16/2024	KCWELLS	EPA 300.0
Chloride	4.50	mg/L	02/16/2024	KCWELLS	EPA 300.0
Sulfate	10.9	mg/L	02/16/2024	KCWELLS	EPA 300.0
Total Dissolved Solids	75.00	mg/L	02/13/2024	KCWELLS	SM 2540C
Radium 226	0.0320	pCi/L	03/05/2024	GEL	EPA 903.1 Mod
Radium 228	2.16	pCi/L	02/23/2024	GEL	EPA 904.0
Radium 226/228 Combined Calculation	2.192	pCi/L	03/21/2024	SJLEVY	EPA 903.1 Mod
pH	4.54	SU	02/06/2024	WJK/BM	
Copper	<5.0	ug/L	02/13/2024	SKJACOBS	EPA 6020B
Nickel	1.3	ug/L	02/13/2024	SKJACOBS	EPA 6020B

Comments:

Independent Laboratory Results: "GEL" - GEL Laboratories LLC - Lab ID # 10120; "Test America" - TestAmerica Laboratories, Inc. - Lab ID# 98001; "DavisBrown"- Davis & Brown Lab ID # 21117; "Shealy"- Shealy Environmental Services, Inc.- Lab ID# 32010 "ROGERSCALLCO"- Rogers & Callcot, Inc.- Lab ID # 23105001

Analysis Validated:



Linda Williams - Manager Analytical Services

Validation date: 4/15/24

Authorized Signature Only- Not Valid Unless Signed

SANTEE COOPER ANALYTICAL SERVICES

CERTIFICATE OF ANALYSIS

LAB CERTIFICATION #08552

Sample # AF90596 Location: GW Well WAP-2 Date: 02/06/2024 Sample Collector: WJK/BB

Loc. Code WAP-2 Time: 10:25

Analysis	Result	Units	Test Date	Analyst	Method
Aluminum	0.1	mg/L	02/13/2024	SKJACOBS	EPA 6020B
Arsenic	8.0	ug/L	02/13/2024	SKJACOBS	EPA 6020B
Barium	361	ug/L	02/13/2024	SKJACOBS	EPA 6020B
Beryllium	<0.5	ug/L	02/13/2024	SKJACOBS	EPA 6020B
Calcium	524	mg/L	02/13/2024	SKJACOBS	EPA 6020B
Cadmium	<0.5	ug/L	02/13/2024	SKJACOBS	EPA 6020B
Cobalt	1.3	ug/L	02/13/2024	SKJACOBS	EPA 6020B
Chromium	<5.0	ug/L	02/13/2024	SKJACOBS	EPA 6020B
Iron	30900	ug/L	02/13/2024	SKJACOBS	EPA 6020B
Magnesium	63.1	mg/L	02/13/2024	SKJACOBS	EPA 6020B
Lead	<1.0	ug/L	02/13/2024	SKJACOBS	EPA 6020B
Antimony	<5.0	ug/L	02/13/2024	SKJACOBS	EPA 6020B
Selenium	<10.0	ug/L	02/13/2024	SKJACOBS	EPA 6020B
Thallium	<1.0	ug/L	02/13/2024	SKJACOBS	EPA 6020B
Boron	7830	ug/L	02/14/2024	SKJACOBS	EPA 6010D
Lithium	38.5	ug/L	02/14/2024	SKJACOBS	EPA 6010D
Molybdenum	<5.0	ug/L	02/14/2024	SKJACOBS	EPA 6010D
Mercury	<0.2	ug/L	02/20/2024	EUROFINS SAV	EPA 7470
Zinc	<10.0	ug/L	02/13/2024	SKJACOBS	EPA 6020B
Fluoride	<0.10	mg/L	02/22/2024	KCWELLS	EPA 300.0
Chloride	663	mg/L	02/22/2024	KCWELLS	EPA 300.0
Sulfate	546	mg/L	02/22/2024	KCWELLS	EPA 300.0
Total Dissolved Solids	2886	mg/L	02/09/2024	KCWELLS	SM 2540C
Radium 226	4.23	pCi/L	03/05/2024	GEL	EPA 903.1 Mod
Radium 228	1.51	pCi/L	02/23/2024	GEL	EPA 904.0
Radium 226/228 Combined Calculation	5.74	pCi/L	03/21/2024	SJLEVY	EPA 903.1 Mod
pH	6.34	SU	02/06/2024	WJK/BB	
Copper	<5.0	ug/L	02/13/2024	SKJACOBS	EPA 6020B

Comments:

Independent Laboratory Results: "GEL" - GEL Laboratories LLC - Lab ID # 10120; "Test America" - TestAmerica Laboratories, Inc. - Lab ID# 98001; "DavisBrown"- Davis & Brown Lab ID # 21117; "Shealy"- Shealy Environmental Services, Inc.- Lab ID# 32010 "ROGERSCALLCO"- Rogers & Callcot, Inc.- Lab ID # 23105001

Analysis Validated:


Linda Williams - Manager Analytical Services

Validation date: 4/15/24

Authorized Signature Only- Not Valid Unless Signed

SANTEE COOPER ANALYTICAL SERVICES

CERTIFICATE OF ANALYSIS

LAB CERTIFICATION #08552

Sample # AF90597 Location: GW Well WAP-2 (Comparison Date: 02/06/2024 Sample Collector: WJK/BB
Loc. Code WAP-2R Well) Time: 11:19

Analysis	Result	Units	Test Date	Analyst	Method
Aluminum	<0.1	mg/L	02/13/2024	SKJACOBS	EPA 6020B
Arsenic	<5.0	ug/L	02/13/2024	SKJACOBS	EPA 6020B
Barium	384	ug/L	02/13/2024	SKJACOBS	EPA 6020B
Beryllium	<0.5	ug/L	02/13/2024	SKJACOBS	EPA 6020B
Calcium	604	mg/L	02/13/2024	SKJACOBS	EPA 6020B
Cadmium	<0.5	ug/L	02/13/2024	SKJACOBS	EPA 6020B
Cobalt	<0.5	ug/L	02/13/2024	SKJACOBS	EPA 6020B
Chromium	<5.0	ug/L	02/13/2024	SKJACOBS	EPA 6020B
Iron	39800	ug/L	02/13/2024	SKJACOBS	EPA 6020B
Magnesium	69.8	mg/L	02/13/2024	SKJACOBS	EPA 6020B
Lead	<1.0	ug/L	02/13/2024	SKJACOBS	EPA 6020B
Antimony	<5.0	ug/L	02/13/2024	SKJACOBS	EPA 6020B
Selenium	<10.0	ug/L	02/13/2024	SKJACOBS	EPA 6020B
Thallium	<1.0	ug/L	02/13/2024	SKJACOBS	EPA 6020B
Boron	8450	ug/L	02/14/2024	SKJACOBS	EPA 6010D
Lithium	45.3	ug/L	02/14/2024	SKJACOBS	EPA 6010D
Molybdenum	<5.0	ug/L	02/14/2024	SKJACOBS	EPA 6010D
Mercury	<0.2	ug/L	02/20/2024	EUROFINS SAV	EPA 7470
Zinc	<10.0	ug/L	02/13/2024	SKJACOBS	EPA 6020B
Fluoride	<0.10	mg/L	02/22/2024	KCWELLS	EPA 300.0
Chloride	791	mg/L	02/22/2024	KCWELLS	EPA 300.0
Sulfate	559	mg/L	02/22/2024	KCWELLS	EPA 300.0
Total Dissolved Solids	3279	mg/L	02/09/2024	KCWELLS	SM 2540C
Radium 226	4.72	pCi/L	03/05/2024	GEL	EPA 903.1 Mod
Radium 228	3.16	pCi/L	02/23/2024	GEL	EPA 904.0
Radium 226/228 Combined Calculation	7.88	pCi/L	03/21/2024	SJLEVY	EPA 903.1 Mod
pH	6.29	SU	02/06/2024	WJK/BB	
Copper	<5.0	ug/L	02/13/2024	SKJACOBS	EPA 6020B

Comments:

Independent Laboratory Results: "GEL" - GEL Laboratories LLC - Lab ID # 10120; "Test America" - TestAmerica Laboratories, Inc. - Lab ID# 98001; "DavisBrown"- Davis & Brown Lab ID # 21117; "Shealy"- Shealy Environmental Services, Inc.- Lab ID# 32010 "ROGERSCALLCO"- Rogers & Callcot, Inc.- Lab ID # 23105001

Analysis Validated:


Linda Williams - Manager Analytical Services

Validation date: 4/15/24

SANTEE COOPER ANALYTICAL SERVICES
CERTIFICATE OF ANALYSIS
LAB CERTIFICATION #08552
Sample # AF90598
Location: GW Well WAP-3
Date: 02/08/2024
Sample Collector: WJK/BM
Loc. Code WAP-3
Time: 14:39

Analysis	Result	Units	Test Date	Analyst	Method
Aluminum	<0.1	mg/L	02/14/2024	SKJACOBS	EPA 6020B
Arsenic	<5.0	ug/L	02/14/2024	SKJACOBS	EPA 6020B
Barium	187	ug/L	02/14/2024	SKJACOBS	EPA 6020B
Beryllium	<0.5	ug/L	02/14/2024	SKJACOBS	EPA 6020B
Calcium	266	mg/L	02/14/2024	SKJACOBS	EPA 6020B
Cadmium	<0.5	ug/L	02/14/2024	SKJACOBS	EPA 6020B
Cobalt	0.53	ug/L	02/14/2024	SKJACOBS	EPA 6020B
Chromium	<5.0	ug/L	02/14/2024	SKJACOBS	EPA 6020B
Iron	19100	ug/L	02/14/2024	SKJACOBS	EPA 6020B
Magnesium	13.5	mg/L	02/14/2024	SKJACOBS	EPA 6020B
Lead	<1.0	ug/L	02/14/2024	SKJACOBS	EPA 6020B
Antimony	<5.0	ug/L	02/14/2024	SKJACOBS	EPA 6020B
Selenium	<10.0	ug/L	02/14/2024	SKJACOBS	EPA 6020B
Thallium	<1.0	ug/L	02/14/2024	SKJACOBS	EPA 6020B
Boron	1410	ug/L	02/14/2024	SKJACOBS	EPA 6010D
Lithium	21.0	ug/L	02/14/2024	SKJACOBS	EPA 6010D
Molybdenum	<5.0	ug/L	02/14/2024	SKJACOBS	EPA 6010D
Mercury	<0.2	ug/L	02/20/2024	EUROFINS SAV	EPA 7470
Zinc	<10.0	ug/L	02/14/2024	SKJACOBS	EPA 6020B
Fluoride	<0.10	mg/L	02/22/2024	KCWELLS	EPA 300.0
Chloride	236	mg/L	02/22/2024	KCWELLS	EPA 300.0
Sulfate	162	mg/L	02/22/2024	KCWELLS	EPA 300.0
Total Dissolved Solids	1369	mg/L	02/09/2024	KCWELLS	SM 2540C
Radium 226	0.879	pCi/L	03/13/2024	GEL	EPA 903.1 Mod
Radium 228	1.44	pCi/L	03/08/2024	GEL	EPA 904.0
Radium 226/228 Combined Calculation	2.319	pCi/L	03/13/2024	SJLEVY	EPA 903.1 Mod
pH	6.38	SU	02/08/2024	WJK/BM	
Copper	<5.0	ug/L	02/14/2024	SKJACOBS	EPA 6020B

Comments:

Independent Laboratory Results: "GEL" - GEL Laboratories LLC - Lab ID # 10120; "Test America" - TestAmerica Laboratories, Inc. - Lab ID# 98001; "DavisBrown"- Davis & Brown Lab ID # 21117; "Shealy"- Shealy Environmental Services, Inc.- Lab ID# 32010 "ROGERSCALLCO"- Rogers & Callcot, Inc.- Lab ID # 23105001

Analysis Validated:



Linda Williams - Manager Analytical Services

Validation date:

4/15/24

Authorized Signature Only- Not Valid Unless Signed

SANTEE COOPER ANALYTICAL SERVICES
CERTIFICATE OF ANALYSIS
LAB CERTIFICATION #08552
Sample # AF90608 Location: GW Well WAP-12 Date: 02/14/2024 Sample Collector: WJK/BM
Loc. Code WAP-12 Time: 14:04

Analysis	Result	Units	Test Date	Analyst	Method
Arsenic	<5.0	ug/L	03/01/2024	SKJACOBS	EPA 6020B
Barium	35.4	ug/L	03/01/2024	SKJACOBS	EPA 6020B
Beryllium	<0.5	ug/L	03/05/2024	SKJACOBS	EPA 6020B
Calcium	216	mg/L	03/01/2024	SKJACOBS	EPA 6020B
Cadmium	<0.5	ug/L	03/01/2024	SKJACOBS	EPA 6020B
Cobalt	1.1	ug/L	03/01/2024	SKJACOBS	EPA 6020B
Chromium	<5.0	ug/L	03/01/2024	SKJACOBS	EPA 6020B
Lead	<1.0	ug/L	03/01/2024	SKJACOBS	EPA 6020B
Antimony	<5.0	ug/L	03/01/2024	SKJACOBS	EPA 6020B
Selenium	<10.0	ug/L	03/05/2024	SKJACOBS	EPA 6020B
Thallium	<1.0	ug/L	03/01/2024	SKJACOBS	EPA 6020B
Boron	2070	ug/L	02/21/2024	SKJACOBS	EPA 6010D
Lithium	<5.0	ug/L	02/21/2024	SKJACOBS	EPA 6010D
Molybdenum	<5.0	ug/L	02/21/2024	SKJACOBS	EPA 6010D
Mercury	<0.2	ug/L	02/26/2024	EUROFINS SAV	EPA 7470
Fluoride	<0.10	mg/L	02/16/2024	KCWELLS	EPA 300.0
Chloride	136	mg/L	02/16/2024	KCWELLS	EPA 300.0
Sulfate	432	mg/L	02/16/2024	KCWELLS	EPA 300.0
Total Dissolved Solids	1014	mg/L	02/16/2024	KCWELLS	SM 2540C
Radium 226	0.578	pCi/L	03/13/2024	GEL	EPA 903.1 Mod
Radium 228	1.32	pCi/L	03/08/2024	GEL	EPA 904.0
Radium 226/228 Combined Calculation	1.898	pCi/L	03/13/2024	SJLEVY	EPA 903.1 Mod
pH	5.44	SU	02/12/2024	WJK/BM	

Comments:

Independent Laboratory Results: "GEL" - GEL Laboratories LLC - Lab ID # 10120; "Test America" - TestAmerica Laboratories, Inc. - Lab ID# 98001; "DavisBrown"- Davis & Brown Lab ID # 21117; "Shealy"- Shealy Environmental Services, Inc.- Lab ID# 32010 "ROGERSCALLCO"- Rogers & Callcot, Inc.- Lab ID # 23105001

Analysis Validated:



Linda Williams - Manager Analytical Services

Validation date:


Authorized Signature Only- Not Valid Unless Signed

SANTEE COOPER ANALYTICAL SERVICES

CERTIFICATE OF ANALYSIS

LAB CERTIFICATION #08552

Sample # AF90609 Location: GW Well WAP-12 Date: 02/14/2024 Sample Collector: WJK/BM
Loc. Code WAP-12 DUP Time: 14:09

Analysis	Result	Units	Test Date	Analyst	Method
Arsenic	<5.0	ug/L	03/01/2024	SKJACOBS	EPA 6020B
Barium	34.0	ug/L	03/01/2024	SKJACOBS	EPA 6020B
Beryllium	<0.5	ug/L	03/05/2024	SKJACOBS	EPA 6020B
Calcium	207	mg/L	03/01/2024	SKJACOBS	EPA 6020B
Cadmium	<0.5	ug/L	03/01/2024	SKJACOBS	EPA 6020B
Cobalt	1.1	ug/L	03/01/2024	SKJACOBS	EPA 6020B
Chromium	<5.0	ug/L	03/01/2024	SKJACOBS	EPA 6020B
Lead	<1.0	ug/L	03/01/2024	SKJACOBS	EPA 6020B
Antimony	<5.0	ug/L	03/01/2024	SKJACOBS	EPA 6020B
Selenium	<10.0	ug/L	03/05/2024	SKJACOBS	EPA 6020B
Thallium	<1.0	ug/L	03/01/2024	SKJACOBS	EPA 6020B
Boron	2010	ug/L	02/21/2024	SKJACOBS	EPA 6010D
Lithium	<5.0	ug/L	02/21/2024	SKJACOBS	EPA 6010D
Molybdenum	<5.0	ug/L	02/21/2024	SKJACOBS	EPA 6010D
Mercury	<0.2	ug/L	02/26/2024	EUROFINS SAV	EPA 7470
Fluoride	<0.10	mg/L	02/16/2024	KCWELLS	EPA 300.0
Chloride	140	mg/L	02/16/2024	KCWELLS	EPA 300.0
Sulfate	447	mg/L	02/16/2024	KCWELLS	EPA 300.0
Total Dissolved Solids	1020	mg/L	02/16/2024	KCWELLS	SM 2540C
Radium 226	0.320	pCi/L	03/13/2024	GEL	EPA 903.1 Mod
Radium 228	1.10	pCi/L	03/08/2024	GEL	EPA 904.0
Radium 226/228 Combined Calculation	1.42	pCi/L	03/13/2024	SJLEVY	EPA 903.1 Mod

Comments:

Independent Laboratory Results: "GEL" - GEL Laboratories LLC - Lab ID # 10120; "Test America" - TestAmerica Laboratories, Inc. - Lab ID# 98001; "DavisBrown"- Davis & Brown Lab ID # 21117; "Shealy"- Shealy Environmental Services, Inc.- Lab ID# 32010 "ROGERSCALLCO"- Rogers & Callcot, Inc.- Lab ID # 23105001

Analysis Validated:  Validation date: 4/15/24
Linda Williams - Manager Analytical Services

Authorized Signature Only- Not Valid Unless Signed

SANTEE COOPER ANALYTICAL SERVICES

CERTIFICATE OF ANALYSIS

LAB CERTIFICATION #08552

Sample # AF90610 Location: GW Well WAP-13 Date: 02/21/2024 Sample Collector: WJK/BM


Loc. Code WAP-13 Time: 10:15

Analysis	Result	Units	Test Date	Analyst	Method
Arsenic	<5.0	ug/L	03/12/2024	SKJACOBS	EPA 6020B
Barium	257	ug/L	03/12/2024	SKJACOBS	EPA 6020B
Beryllium	<0.5	ug/L	03/12/2024	SKJACOBS	EPA 6020B
Calcium	385	mg/L	03/12/2024	SKJACOBS	EPA 6020B
Cadmium	<0.5	ug/L	03/12/2024	SKJACOBS	EPA 6020B
Cobalt	<0.5	ug/L	03/12/2024	SKJACOBS	EPA 6020B
Chromium	<5.0	ug/L	03/12/2024	SKJACOBS	EPA 6020B
Lead	<1.0	ug/L	03/12/2024	SKJACOBS	EPA 6020B
Antimony	<5.0	ug/L	03/12/2024	SKJACOBS	EPA 6020B
Selenium	<10.0	ug/L	03/12/2024	SKJACOBS	EPA 6020B
Thallium	<1.0	ug/L	03/12/2024	SKJACOBS	EPA 6020B
Boron	3800	ug/L	02/27/2024	SKJACOBS	EPA 6010D
Lithium	12.4	ug/L	02/27/2024	SKJACOBS	EPA 6010D
Molybdenum	<5.0	ug/L	02/27/2024	SKJACOBS	EPA 6010D
Mercury	<0.2	ug/L	02/28/2024	EUROFINS SAV	EPA 7470
Fluoride	0.12	mg/L	02/23/2024	KCWELLS	EPA 300.0
Chloride	520	mg/L	02/23/2024	KCWELLS	EPA 300.0
Sulfate	121	mg/L	02/23/2024	KCWELLS	EPA 300.0
Total Dissolved Solids	1904	mg/L	02/28/2024	SJLEVY	SM 2540C
Radium 226	0.987	pCi/L	03/17/2024	GEL	EPA 903.1 Mod
Radium 228	2.17	pCi/L	03/13/2024	GEL	EPA 904.0
Radium 226/228 Combined Calculation	3.157	pCi/L	03/21/2024	SJLEVY	EPA 903.1 Mod
pH	6.43	SU	02/21/2024	WJK/BM	

Comments:

Independent Laboratory Results: "GEL" - GEL Laboratories LLC - Lab ID # 10120; "Test America" - TestAmerica Laboratories, Inc. - Lab ID# 98001; "DavisBrown"- Davis & Brown Lab ID # 21117; "Shealy"- Shealy Environmental Services, Inc.- Lab ID# 32010 "ROGERSCALLCO"- Rogers & Callcot, Inc.- Lab ID # 23105001

Analysis Validated:



Linda Williams - Manager Analytical Services

Validation date: 4/15/24

Authorized Signature Only- Not Valid Unless Signed

SANTEE COOPER ANALYTICAL SERVICES
CERTIFICATE OF ANALYSIS
LAB CERTIFICATION #08552
Sample # AF90631 Location: GW Well WAP-28 Date: 02/21/2024 Sample Collector: WJK/BM
Loc. Code WAP-28 Time: 11:20

Analysis	Result	Units	Test Date	Analyst	Method
Arsenic	<5.0	ug/L	03/12/2024	SKJACOBS	EPA 6020B
Barium	184	ug/L	03/12/2024	SKJACOBS	EPA 6020B
Beryllium	0.51	ug/L	03/12/2024	SKJACOBS	EPA 6020B
Calcium	57.3	mg/L	03/12/2024	SKJACOBS	EPA 6020B
Cadmium	<0.5	ug/L	03/12/2024	SKJACOBS	EPA 6020B
Cobalt	14.1	ug/L	03/12/2024	SKJACOBS	EPA 6020B
Chromium	<5.0	ug/L	03/12/2024	SKJACOBS	EPA 6020B
Lead	2.3	ug/L	03/12/2024	SKJACOBS	EPA 6020B
Antimony	<5.0	ug/L	03/12/2024	SKJACOBS	EPA 6020B
Selenium	<10.0	ug/L	03/12/2024	SKJACOBS	EPA 6020B
Thallium	<1.0	ug/L	03/12/2024	SKJACOBS	EPA 6020B
Boron	2600	ug/L	02/27/2024	SKJACOBS	EPA 6010D
Lithium	<5.0	ug/L	02/27/2024	SKJACOBS	EPA 6010D
Molybdenum	<5.0	ug/L	02/27/2024	SKJACOBS	EPA 6010D
Mercury	<0.2	ug/L	02/28/2024	EUROFINS SAV	EPA 7470
Fluoride	0.30	mg/L	02/23/2024	KCWELLS	EPA 300.0
Chloride	355	mg/L	02/23/2024	KCWELLS	EPA 300.0
Sulfate	83.2	mg/L	02/23/2024	KCWELLS	EPA 300.0
Total Dissolved Solids	837.5	mg/L	02/23/2024	KCWELLS	SM 2540C
Radium 226	2.88	pCi/L	03/17/2024	GEL	EPA 903.1 Mod
Radium 228	2.04	pCi/L	03/13/2024	GEL	EPA 904.0
Radium 226/228 Combined Calculation	4.92	pCi/L	03/21/2024	SJLEVY	EPA 903.1 Mod
pH	4.35	SU	02/21/2024	WJK/BM	

Comments:

Independent Laboratory Results: "GEL" - GEL Laboratories LLC - Lab ID # 10120; "Test America" - TestAmerica Laboratories, Inc. - Lab ID# 98001; "DavisBrown"- Davis & Brown Lab ID # 21117; "Shealy"- Shealy Environmental Services, Inc.- Lab ID# 32010 "ROGERSCALLCO"- Rogers & Callcot, Inc.- Lab ID # 23105001

Analysis Validated:



Linda Williams - Manager Analytical Services

Validation date: 4/15/24

Authorized Signature Only- Not Valid Unless Signed

SANTEE COOPER ANALYTICAL SERVICES
CERTIFICATE OF ANALYSIS
LAB CERTIFICATION #08552

Sample # AF90632 **Location:** GW Well WAP-28R (Comparison Well) **Date:** 02/20/2024 **Sample Collector:** WJK/BM
Loc. Code WAP-28R **Time:** 14:21

Analysis	Result	Units	Test Date	Analyst	Method
Arsenic	6.4	ug/L	03/12/2024	SKJACOBS	EPA 6020B
Barium	54.5	ug/L	03/12/2024	SKJACOBS	EPA 6020B
Beryllium	<0.5	ug/L	03/12/2024	SKJACOBS	EPA 6020B
Calcium	82.4	mg/L	03/12/2024	SKJACOBS	EPA 6020B
Cadmium	<0.5	ug/L	03/12/2024	SKJACOBS	EPA 6020B
Cobalt	4.6	ug/L	03/12/2024	SKJACOBS	EPA 6020B
Chromium	<5.0	ug/L	03/12/2024	SKJACOBS	EPA 6020B
Lead	<1.0	ug/L	03/12/2024	SKJACOBS	EPA 6020B
Antimony	<5.0	ug/L	03/12/2024	SKJACOBS	EPA 6020B
Selenium	<10.0	ug/L	03/12/2024	SKJACOBS	EPA 6020B
Thallium	<1.0	ug/L	03/12/2024	SKJACOBS	EPA 6020B
Boron	2600	ug/L	02/27/2024	SKJACOBS	EPA 6010D
Lithium	<5.0	ug/L	02/27/2024	SKJACOBS	EPA 6010D
Molybdenum	<5.0	ug/L	02/27/2024	SKJACOBS	EPA 6010D
Mercury	<0.2	ug/L	02/28/2024	EUROFINS SAV	EPA 7470
Fluoride	<0.10	mg/L	02/23/2024	KCWELLS	EPA 300.0
Chloride	120	mg/L	02/23/2024	KCWELLS	EPA 300.0
Sulfate	63.5	mg/L	02/23/2024	KCWELLS	EPA 300.0
Total Dissolved Solids	596.2	mg/L	02/23/2024	KCWELLS	SM 2540C
Radium 226	0.697	pCi/L	03/17/2024	GEL	EPA 903.1 Mod
Radium 228	-3.62	pCi/L	03/13/2024	GEL	EPA 904.0
Radium 226/228 Combined Calculation	0.697	pCi/L	03/21/2024	SJLEVY	EPA 903.1 Mod
pH	6.12	SU	02/20/2024	WJK/BM	

Comments:

Independent Laboratory Results: "GEL" - GEL Laboratories LLC - Lab ID # 10120; "Test America" - TestAmerica Laboratories, Inc. - Lab ID# 98001; "DavisBrown"- Davis & Brown Lab ID # 21117; "Shealy"- Shealy Environmental Services, Inc.- Lab ID# 32010 "ROGERSCALLCO"- Rogers & Callcot, Inc.- Lab ID # 23105001

Analysis Validated:



Linda Williams - Manager Analytical Services

Validation date: 4/15/24

Authorized Signature Only- Not Valid Unless Signed

SANTEE COOPER ANALYTICAL SERVICES
CERTIFICATE OF ANALYSIS
LAB CERTIFICATION #08552


Sample # AG03721 **Location:** GW Well WAP-1 **Date:** 07/01/2024 **Sample Collector:** ZM/BM
Loc. Code WAP-1 **Time:** 10:53

Analysis	Result	Units	Test Date	Analyst	Method
Arsenic	9.6	ug/L	07/19/2024	SKJACOBS	EPA 6020B
Barium	68.1	ug/L	07/19/2024	SKJACOBS	EPA 6020B
Beryllium	<0.5	ug/L	07/22/2024	SKJACOBS	EPA 6020B
Calcium	7.5	mg/L	07/19/2024	SKJACOBS	EPA 6020B
Cadmium	<0.5	ug/L	07/19/2024	SKJACOBS	EPA 6020B
Cobalt	0.75	ug/L	07/19/2024	SKJACOBS	EPA 6020B
Chromium	<5.0	ug/L	07/19/2024	SKJACOBS	EPA 6020B
Lead	<1.0	ug/L	07/19/2024	SKJACOBS	EPA 6020B
Antimony	<5.0	ug/L	07/19/2024	SKJACOBS	EPA 6020B
Selenium	<10.0	ug/L	07/19/2024	SKJACOBS	EPA 6020B
Thallium	<1.0	ug/L	07/19/2024	SKJACOBS	EPA 6020B
Boron	30.4	ug/L	07/19/2024	SKJACOBS	EPA 6010D
Lithium	<5.0	ug/L	07/19/2024	SKJACOBS	EPA 6010D
Molybdenum	<5.0	ug/L	07/19/2024	SKJACOBS	EPA 6010D
Mercury	<0.2	ug/L	07/19/2024	EUROFINS SAV	EPA 7470
Fluoride	<0.10	mg/L	07/08/2024	KCWELLS	EPA 300.0
Chloride	9.26	mg/L	07/08/2024	KCWELLS	EPA 300.0
Sulfate	30.8	mg/L	07/08/2024	KCWELLS	EPA 300.0
Total Dissolved Solids	70.00	mg/L	07/03/2024	KRMATHER	SM 2540C
Radium 226	2.13	pCi/L	08/07/2024	GEL	EPA 903.1 Mod
Radium 228	2.16	pCi/L	08/02/2024	GEL	EPA 904.0
Radium 226/228 Combined Calculation	4.29	pCi/L	08/14/2024	SJLEVY	EPA 903.1 Mod
pH	4.42	SU	07/01/2024	ZM/BM	

Comments:

Independent Laboratory Results: "GEL" - GEL Laboratories LLC - Lab ID # 10120; "Test America" - TestAmerica Laboratories, Inc. - Lab ID# 98001; "DavisBrown"- Davis & Brown Lab ID # 21117; "Shealy"- Shealy Environmental Services, Inc.- Lab ID# 32010 "ROGERSCALLCO"- Rogers & Callcot, Inc.- Lab ID # 23105001

Analysis Validated:


 Linda Williams - Manager Analytical Services

Validation date: 9/30/24

Authorized Signature Only- Not Valid Unless Signed

SANTEE COOPER ANALYTICAL SERVICES

CERTIFICATE OF ANALYSIS

LAB CERTIFICATION #08552

Sample # AG03766 Location: GW Well WBW-1 Date: 07/01/2024 Sample Collector: ZM/BM

Loc. Code WBW-1 Time: 09:54

Analysis	Result	Units	Test Date	Analyst	Method
Arsenic	<5.0	ug/L	07/23/2024	SKJACOBS	EPA 6020B
Barium	12.9	ug/L	07/23/2024	SKJACOBS	EPA 6020B
Beryllium	<0.5	ug/L	07/23/2024	SKJACOBS	EPA 6020B
Calcium	1.8	mg/L	07/23/2024	SKJACOBS	EPA 6020B
Cadmium	<0.5	ug/L	07/23/2024	SKJACOBS	EPA 6020B
Cobalt	0.54	ug/L	07/23/2024	SKJACOBS	EPA 6020B
Chromium	<5.0	ug/L	07/23/2024	SKJACOBS	EPA 6020B
Lead	<1.0	ug/L	07/23/2024	SKJACOBS	EPA 6020B
Antimony	<5.0	ug/L	07/23/2024	SKJACOBS	EPA 6020B
Selenium	<10.0	ug/L	07/23/2024	SKJACOBS	EPA 6020B
Thallium	<1.0	ug/L	07/23/2024	SKJACOBS	EPA 6020B
Boron	13.2	ug/L	07/18/2024	SKJACOBS	EPA 6010D
Lithium	<5.0	ug/L	07/18/2024	SKJACOBS	EPA 6010D
Molybdenum	<5.0	ug/L	07/18/2024	SKJACOBS	EPA 6010D
Mercury	<0.2	ug/L	07/22/2024	EUROFINS SAV	EPA 7470
Fluoride	<0.10	mg/L	07/12/2024	KCWELLS	EPA 300.0
Chloride	4.92	mg/L	07/12/2024	KCWELLS	EPA 300.0
Sulfate	7.22	mg/L	07/12/2024	KCWELLS	EPA 300.0
Total Dissolved Solids	<25	mg/L	07/03/2024	KRMATHER	SM 2540C
Radium 226	0.102	pCi/L	08/07/2024	GEL	EPA 903.1 Mod
Radium 228	2.41	pCi/L	08/02/2024	GEL	EPA 904.0
Radium 226/228 Combined Calculation	2.512	pCi/L	08/14/2024	SJLEVY	EPA 903.1 Mod
pH	4.04	SU	07/01/2024	ZM/BM	

Comments:

Independent Laboratory Results: "GEL" - GEL Laboratories LLC - Lab ID # 10120; "Test America" - TestAmerica Laboratories, Inc. - Lab ID# 98001; "DavisBrown"- Davis & Brown Lab ID # 21117; "Shealy"- Shealy Environmental Services, Inc.- Lab ID# 32010 "ROGERSCALLCO"- Rogers & Callcot, Inc.- Lab ID # 23105001

Analysis Validated:  Validation date: 9/30/24
Linda Williams - Manager Analytical Services

Authorized Signature Only- Not Valid Unless Signed

SANTEE COOPER ANALYTICAL SERVICES

CERTIFICATE OF ANALYSIS

LAB CERTIFICATION #08552

Sample # AG03722 Location: GW Well WAP-2 Date: 07/02/2024 Sample Collector: ZM/BM

Loc. Code WAP-2 Time: 12:15

Analysis	Result	Units	Test Date	Analyst	Method
Arsenic	20.7	ug/L	07/19/2024	SKJACOBS	EPA 6020B
Barium	128	ug/L	07/19/2024	SKJACOBS	EPA 6020B
Beryllium	1.2	ug/L	07/22/2024	SKJACOBS	EPA 6020B
Calcium	117	mg/L	07/19/2024	SKJACOBS	EPA 6020B
Cadmium	<0.5	ug/L	07/19/2024	SKJACOBS	EPA 6020B
Cobalt	9.1	ug/L	07/19/2024	SKJACOBS	EPA 6020B
Chromium	<5.0	ug/L	07/19/2024	SKJACOBS	EPA 6020B
Lead	<1.0	ug/L	07/19/2024	SKJACOBS	EPA 6020B
Antimony	<5.0	ug/L	07/19/2024	SKJACOBS	EPA 6020B
Selenium	<10.0	ug/L	07/19/2024	SKJACOBS	EPA 6020B
Thallium	<1.0	ug/L	07/19/2024	SKJACOBS	EPA 6020B
Boron	1390	ug/L	07/19/2024	SKJACOBS	EPA 6010D
Lithium	16.6	ug/L	07/19/2024	SKJACOBS	EPA 6010D
Molybdenum	<5.0	ug/L	07/19/2024	SKJACOBS	EPA 6010D
Mercury	<0.2	ug/L	07/20/2024	EUROFINS SAV	EPA 7470
Fluoride	<0.10	mg/L	07/08/2024	KCWELLS	EPA 300.0
Chloride	137	mg/L	07/08/2024	KCWELLS	EPA 300.0
Sulfate	184	mg/L	07/08/2024	KCWELLS	EPA 300.0
Total Dissolved Solids	642.5	mg/L	07/08/2024	KRMATHER	SM 2540C
Radium 226	2.77	pCi/L	08/07/2024	GEL	EPA 903.1 Mod
Radium 228	0.985	pCi/L	08/02/2024	GEL	EPA 904.0
Radium 226/228 Combined Calculation	3.755	pCi/L	08/14/2024	SJLEVY	EPA 903.1 Mod
pH	5.80	SU	07/02/2024	ZM/BM	

Comments:

Independent Laboratory Results: "GEL" - GEL Laboratories LLC - Lab ID # 10120; "Test America" - TestAmerica Laboratories, Inc. - Lab ID# 98001; "DavisBrown"- Davis & Brown Lab ID # 21117; "Shealy"- Shealy Environmental Services, Inc.- Lab ID# 32010 "ROGERSCALLCO"- Rogers & Callcot, Inc.- Lab ID # 23105001

Analysis Validated:


Linda Williams - Manager Analytical Services

Validation date: 9/30/24

Authorized Signature Only- Not Valid Unless Signed

SANTEE COOPER ANALYTICAL SERVICES

CERTIFICATE OF ANALYSIS

LAB CERTIFICATION #08552

Sample # AG03724 **Location:** GW Well WAP-2 (Comparison Well) **Date:** 07/02/2024 **Sample Collector:** ZM/BM
Loc. Code WAP-2R **Time:** 13:15

Analysis	Result	Units	Test Date	Analyst	Method
Arsenic	<5.0	ug/L	07/19/2024	SKJACOBS	EPA 6020B
Barium	360	ug/L	07/19/2024	SKJACOBS	EPA 6020B
Beryllium	<0.5	ug/L	07/22/2024	SKJACOBS	EPA 6020B
Calcium	319	mg/L	07/19/2024	SKJACOBS	EPA 6020B
Cadmium	<0.5	ug/L	07/19/2024	SKJACOBS	EPA 6020B
Cobalt	<0.5	ug/L	07/19/2024	SKJACOBS	EPA 6020B
Chromium	<5.0	ug/L	07/19/2024	SKJACOBS	EPA 6020B
Lead	<1.0	ug/L	07/19/2024	SKJACOBS	EPA 6020B
Antimony	<5.0	ug/L	07/19/2024	SKJACOBS	EPA 6020B
Selenium	<10.0	ug/L	07/19/2024	SKJACOBS	EPA 6020B
Thallium	<1.0	ug/L	07/19/2024	SKJACOBS	EPA 6020B
Boron	3560	ug/L	07/19/2024	SKJACOBS	EPA 6010D
Lithium	20.8	ug/L	07/19/2024	SKJACOBS	EPA 6010D
Molybdenum	<5.0	ug/L	07/19/2024	SKJACOBS	EPA 6010D
Mercury	<0.2	ug/L	07/20/2024	EUROFINS SAV	EPA 7470
Fluoride	<0.10	mg/L	07/08/2024	KCWELLS	EPA 300.0
Chloride	501	mg/L	07/08/2024	KCWELLS	EPA 300.0
Sulfate	375	mg/L	07/08/2024	KCWELLS	EPA 300.0
Total Dissolved Solids	1721	mg/L	07/08/2024	KRMATHER	SM 2540C
Radium 226	2.86	pCi/L	08/07/2024	GEL	EPA 903.1 Mod
Radium 228	3.65	pCi/L	08/02/2024	GEL	EPA 904.0
Radium 226/228 Combined Calculation	6.51	pCi/L	08/14/2024	SJLEVY	EPA 903.1 Mod
pH	6.14	SU	07/02/2024	ZM/BM	

Comments:

Independent Laboratory Results: "GEL" - GEL Laboratories LLC - Lab ID # 10120; "Test America" - TestAmerica Laboratories, Inc. - Lab ID# 98001; "DavisBrown"- Davis & Brown Lab ID # 21117; "Shealy"- Shealy Environmental Services, Inc.- Lab ID# 32010 "ROGERSCALLCO"- Rogers & Callcot, Inc.- Lab ID # 23105001

Analysis Validated:


Linda Williams - Manager Analytical Services

Validation date: 9/30/24

Authorized Signature Only- Not Valid Unless Signed

SANTEE COOPER ANALYTICAL SERVICES

CERTIFICATE OF ANALYSIS

LAB CERTIFICATION #08552

Sample # AG03727 Location: GW Well WAP-3 Date: 07/10/2024 Sample Collector: ZM/BM

Loc. Code WAP-3 Time: 11:55

Analysis	Result	Units	Test Date	Analyst	Method
Arsenic	<5.0	ug/L	07/23/2024	SKJACOBS	EPA 6020B
Barium	224	ug/L	07/23/2024	SKJACOBS	EPA 6020B
Beryllium	<0.5	ug/L	07/23/2024	SKJACOBS	EPA 6020B
Calcium	291	mg/L	07/23/2024	SKJACOBS	EPA 6020B
Cadmium	<0.5	ug/L	07/23/2024	SKJACOBS	EPA 6020B
Cobalt	0.67	ug/L	07/23/2024	SKJACOBS	EPA 6020B
Chromium	<5.0	ug/L	07/23/2024	SKJACOBS	EPA 6020B
Lead	<1.0	ug/L	07/23/2024	SKJACOBS	EPA 6020B
Antimony	5.0	ug/L	07/23/2024	SKJACOBS	EPA 6020B
Selenium	<10.0	ug/L	07/23/2024	SKJACOBS	EPA 6020B
Thallium	<1.0	ug/L	07/23/2024	SKJACOBS	EPA 6020B
Boron	1500	ug/L	07/18/2024	SKJACOBS	EPA 6010D
Lithium	25.9	ug/L	07/18/2024	SKJACOBS	EPA 6010D
Molybdenum	<5.0	ug/L	07/18/2024	SKJACOBS	EPA 6010D
Mercury	<0.2	ug/L	07/20/2024	EUROFINS SAV	EPA 7470
Fluoride	<0.10	mg/L	07/19/2024	LCWILLIA	EPA 300.0
Chloride	293	mg/L	07/19/2024	LCWILLIA	EPA 300.0
Sulfate	195	mg/L	07/19/2024	LCWILLIA	EPA 300.0
Total Dissolved Solids	1391	mg/L	07/17/2024	KRMATHER	SM 2540C
Radium 226	0.409	pCi/L	08/07/2024	GEL	EPA 903.1 Mod
Radium 228	3.13	pCi/L	08/02/2024	GEL	EPA 904.0
Radium 226/228 Combined Calculation	3.539	pCi/L	08/14/2024	SJLEVY	EPA 903.1 Mod
pH	6.15	SU	07/10/2024	ZM/BM	

Comments:

Independent Laboratory Results: "GEL" - GEL Laboratories LLC - Lab ID # 10120; "Test America" - TestAmerica Laboratories, Inc. - Lab ID# 98001; "DavisBrown"- Davis & Brown Lab ID # 21117; "Shealy"- Shealy Environmental Services, Inc.- Lab ID# 32010 "ROGERSCALLCO"- Rogers & Callcot, Inc.- Lab ID # 23105001

Analysis Validated:  Validation date: 9/30/24
Linda Williams - Manager Analytical Services

Authorized Signature Only- Not Valid Unless Signed

SANTEE COOPER ANALYTICAL SERVICES
CERTIFICATE OF ANALYSIS
LAB CERTIFICATION #08552
Sample # AG03738 **Location:** GW Well WAP-12 **Date:** 07/23/2024 **Sample Collector:** ZM/BM

Loc. Code WAP-12 **Time:** 09:13

Analysis	Result	Units	Test Date	Analyst	Method
Arsenic	<5.0	ug/L	08/13/2024	SKJACOBS	EPA 6020B
Barium	87.1	ug/L	08/13/2024	SKJACOBS	EPA 6020B
Beryllium	<0.5	ug/L	08/13/2024	SKJACOBS	EPA 6020B
Calcium	187	mg/L	08/13/2024	SKJACOBS	EPA 6020B
Cadmium	<0.5	ug/L	08/13/2024	SKJACOBS	EPA 6020B
Cobalt	2.3	ug/L	08/13/2024	SKJACOBS	EPA 6020B
Chromium	<5.0	ug/L	08/13/2024	SKJACOBS	EPA 6020B
Lead	<1.0	ug/L	08/13/2024	SKJACOBS	EPA 6020B
Antimony	<5.0	ug/L	08/13/2024	SKJACOBS	EPA 6020B
Selenium	<10.0	ug/L	08/13/2024	SKJACOBS	EPA 6020B
Thallium	<1.0	ug/L	08/13/2024	SKJACOBS	EPA 6020B
Boron	3580	ug/L	07/30/2024	SKJACOBS	EPA 6010D
Lithium	<5.0	ug/L	07/30/2024	SKJACOBS	EPA 6010D
Molybdenum	<5.0	ug/L	07/30/2024	SKJACOBS	EPA 6010D
Mercury	<0.2	ug/L	08/01/2024	EUROFINS SAV	EPA 7470
Fluoride	<0.1	mg/L	08/02/2024	GEL	EPA 300.0
Chloride	221	mg/L	08/02/2024	GEL	EPA 300.0
Sulfate	374	mg/L	08/02/2024	GEL	EPA 300.0
Total Dissolved Solids	1020	mg/L	07/26/2024	KRMATHER	SM 2540C
Radium 226	1.35	pCi/L	08/23/2024	GEL	EPA 903.1 Mod
Radium 228	4.07	pCi/L	08/13/2024	GEL	EPA 904.0
Radium 226/228 Combined Calculation	5.42	pCi/L	08/29/2024	SJLEVY	EPA 903.1 Mod
pH	4.28	SU	07/23/2024	ZM/BM	

Comments:

Independent Laboratory Results: "GEL" - GEL Laboratories LLC - Lab ID # 10120; "Test America" - TestAmerica Laboratories, Inc. - Lab ID# 98001; "DavisBrown"- Davis & Brown Lab ID # 21117; "Shealy"- Shealy Environmental Services, Inc.- Lab ID# 32010 "ROGERSCALLCO"- Rogers & Callcot, Inc.- Lab ID # 23105001

Analysis Validated:



Linda Williams - Manager Analytical Services

Validation date:

9/30/24

Authorized Signature Only- Not Valid Unless Signed

SANTEE COOPER ANALYTICAL SERVICES

CERTIFICATE OF ANALYSIS

LAB CERTIFICATION #08552

Sample # AG03739 Location: GW Well WAP-12 Date: 07/23/2024 Sample Collector: ZM/BM
Loc. Code WAP-12 DUP Time: 09:18

Analysis	Result	Units	Test Date	Analyst	Method
Arsenic	<5.0	ug/L	08/13/2024	SKJACOBS	EPA 6020B
Barium	89.9	ug/L	08/13/2024	SKJACOBS	EPA 6020B
Beryllium	<0.5	ug/L	08/13/2024	SKJACOBS	EPA 6020B
Calcium	184	mg/L	08/13/2024	SKJACOBS	EPA 6020B
Cadmium	<0.5	ug/L	08/13/2024	SKJACOBS	EPA 6020B
Cobalt	2.4	ug/L	08/13/2024	SKJACOBS	EPA 6020B
Chromium	<5.0	ug/L	08/13/2024	SKJACOBS	EPA 6020B
Lead	<1.0	ug/L	08/13/2024	SKJACOBS	EPA 6020B
Antimony	<5.0	ug/L	08/13/2024	SKJACOBS	EPA 6020B
Selenium	<10.0	ug/L	08/13/2024	SKJACOBS	EPA 6020B
Thallium	<1.0	ug/L	08/13/2024	SKJACOBS	EPA 6020B
Boron	3640	ug/L	07/30/2024	SKJACOBS	EPA 6010D
Lithium	<5.0	ug/L	07/30/2024	SKJACOBS	EPA 6010D
Molybdenum	<5.0	ug/L	07/30/2024	SKJACOBS	EPA 6010D
Mercury	<0.2	ug/L	08/01/2024	EUROFINS SAV	EPA 7470
Fluoride	<0.1	mg/L	08/02/2024	GEL	EPA 300.0
Chloride	223	mg/L	08/02/2024	GEL	EPA 300.0
Sulfate	375	mg/L	08/02/2024	GEL	EPA 300.0
Total Dissolved Solids	1068	mg/L	07/26/2024	KRMATHER	SM 2540C
Radium 226	1.55	pCi/L	08/23/2024	GEL	EPA 903.1 Mod
Radium 228	3.60	pCi/L	08/13/2024	GEL	EPA 904.0
Radium 226/228 Combined Calculation	5.15	pCi/L	08/29/2024	SJLEVY	EPA 903.1 Mod

Comments:

Independent Laboratory Results: "GEL" - GEL Laboratories LLC - Lab ID # 10120; "Test America" - TestAmerica Laboratories, Inc. - Lab ID# 98001; "DavisBrown"- Davis & Brown Lab ID # 21117; "Shealy"- Shealy Environmental Services, Inc.- Lab ID# 32010 "ROGERSCALLCO"- Rogers & Callcot, Inc.- Lab ID # 23105001

Analysis Validated:  Validation date: 9/30/24
Linda Williams - Manager Analytical Services

Authorized Signature Only- Not Valid Unless Signed

SANTEE COOPER ANALYTICAL SERVICES
CERTIFICATE OF ANALYSIS
LAB CERTIFICATION #08552

Sample # AG03740 **Location:** GW Well WAP-13 **Date:** 07/22/2024 **Sample Collector:** ZM/BM
Loc. Code WAP-13 **Time:** 14:20

Analysis	Result	Units	Test Date	Analyst	Method
Arsenic	<5.0	ug/L	08/08/2024	SKJACOBS	EPA 6020B
Barium	252	ug/L	08/08/2024	SKJACOBS	EPA 6020B
Beryllium	<0.5	ug/L	08/09/2024	SKJACOBS	EPA 6020B
Calcium	391	mg/L	08/08/2024	SKJACOBS	EPA 6020B
Cadmium	<0.5	ug/L	08/08/2024	SKJACOBS	EPA 6020B
Cobalt	<0.5	ug/L	08/08/2024	SKJACOBS	EPA 6020B
Chromium	<5.0	ug/L	08/08/2024	SKJACOBS	EPA 6020B
Lead	<1.0	ug/L	08/08/2024	SKJACOBS	EPA 6020B
Antimony	<5.0	ug/L	08/08/2024	SKJACOBS	EPA 6020B
Selenium	<10.0	ug/L	08/09/2024	SKJACOBS	EPA 6020B
Thallium	<1.0	ug/L	08/08/2024	SKJACOBS	EPA 6020B
Boron	4460	ug/L	07/29/2024	SKJACOBS	EPA 6010D
Lithium	15.8	ug/L	07/29/2024	SKJACOBS	EPA 6010D
Molybdenum	<5.0	ug/L	07/29/2024	SKJACOBS	EPA 6010D
Mercury	<0.2	ug/L	08/01/2024	EUROFINS SAV	EPA 7470
Fluoride	0.13	mg/L	08/01/2024	GEL	EPA 300.0
Chloride	531	mg/L	08/02/2024	GEL	EPA 300.0
Sulfate	152	mg/L	08/02/2024	GEL	EPA 300.0
Total Dissolved Solids	2284	mg/L	07/24/2024	KRMATHER	SM 2540C
Radium 226	1.25	pCi/L	08/23/2024	GEL	EPA 903.1 Mod
Radium 228	1.14	pCi/L	08/13/2024	GEL	EPA 904.0
Radium 226/228 Combined Calculation	2.39	pCi/L	08/29/2024	SJLEVY	EPA 903.1 Mod
pH	6.47	SU	07/22/2024	ZM/BM	

Comments:

Independent Laboratory Results: "GEL" - GEL Laboratories LLC - Lab ID # 10120; "Test America" - TestAmerica Laboratories, Inc. - Lab ID# 98001; "DavisBrown"- Davis & Brown Lab ID # 21117; "Shealy"- Shealy Environmental Services, Inc.- Lab ID# 32010 "ROGERSCALLCO"- Rogers & Callcot, Inc.- Lab ID # 23105001

Analysis Validated:



Linda Williams - Manager Analytical Services

Validation date: 9/30/24

Authorized Signature Only- Not Valid Unless Signed

SANTEE COOPER ANALYTICAL SERVICES

CERTIFICATE OF ANALYSIS

LAB CERTIFICATION #08552

Sample # AG03762 **Location:** GW Well WAP-28 **Date:** 07/22/2024 **Sample Collector:** ZM/BM
Loc. Code WAP-28 **Time:** 09:54

Analysis	Result	Units	Test Date	Analyst	Method
Arsenic	<5.0	ug/L	08/08/2024	SKJACOBS	EPA 6020B
Barium	143	ug/L	08/08/2024	SKJACOBS	EPA 6020B
Beryllium	<0.5	ug/L	08/09/2024	SKJACOBS	EPA 6020B
Calcium	78.7	mg/L	08/08/2024	SKJACOBS	EPA 6020B
Cadmium	<0.5	ug/L	08/08/2024	SKJACOBS	EPA 6020B
Cobalt	11.5	ug/L	08/08/2024	SKJACOBS	EPA 6020B
Chromium	<5.0	ug/L	08/08/2024	SKJACOBS	EPA 6020B
Lead	1.5	ug/L	08/08/2024	SKJACOBS	EPA 6020B
Antimony	<5.0	ug/L	08/08/2024	SKJACOBS	EPA 6020B
Selenium	<10.0	ug/L	08/09/2024	SKJACOBS	EPA 6020B
Thallium	<1.0	ug/L	08/08/2024	SKJACOBS	EPA 6020B
Boron	3000	ug/L	07/29/2024	SKJACOBS	EPA 6010D
Lithium	<5.0	ug/L	07/29/2024	SKJACOBS	EPA 6010D
Molybdenum	<5.0	ug/L	07/29/2024	SKJACOBS	EPA 6010D
Mercury	<0.2	ug/L	08/01/2024	EUROFINS SAV	EPA 7470
Fluoride	0.28	mg/L	08/01/2024	GEL	EPA 300.0
Chloride	232	mg/L	08/02/2024	GEL	EPA 300.0
Sulfate	101	mg/L	08/02/2024	GEL	EPA 300.0
Total Dissolved Solids	801.2	mg/L	07/24/2024	KRMATHER	SM 2540C
Radium 226	2.03	pCi/L	08/23/2024	GEL	EPA 903.1 Mod
Radium 228	2.82	pCi/L	08/13/2024	GEL	EPA 904.0
Radium 226/228 Combined Calculation	4.85	pCi/L	08/29/2024	SJLEVY	EPA 903.1 Mod
pH	5.10	SU	07/22/2024	ZM/BM	

Comments:

Independent Laboratory Results: "GEL" - GEL Laboratories LLC - Lab ID # 10120; "Test America" - TestAmerica Laboratories, Inc. - Lab ID# 98001; "DavisBrown"- Davis & Brown Lab ID # 21117; "Shealy"- Shealy Environmental Services, Inc.- Lab ID# 32010 "ROGERSCALLCO"- Rogers & Callcot, Inc.- Lab ID # 23105001

Analysis Validated:


Linda Williams - Manager Analytical Services

Validation date: 9/30/24

Authorized Signature Only- Not Valid Unless Signed

SANTEE COOPER ANALYTICAL SERVICES

CERTIFICATE OF ANALYSIS

LAB CERTIFICATION #08552

Sample # AG03763 **Location:** GW Well WAP-28R (Comparison Well) **Date:** 07/22/2024 **Sample Collector:** ZM/BM
Loc. Code WAP-28R **Time:** 13:27

Analysis	Result	Units	Test Date	Analyst	Method
Arsenic	8.5	ug/L	08/08/2024	SKJACOBS	EPA 6020B
Barium	48.2	ug/L	08/08/2024	SKJACOBS	EPA 6020B
Beryllium	<0.5	ug/L	08/09/2024	SKJACOBS	EPA 6020B
Calcium	79.4	mg/L	08/08/2024	SKJACOBS	EPA 6020B
Cadmium	<0.5	ug/L	08/08/2024	SKJACOBS	EPA 6020B
Cobalt	4.0	ug/L	08/08/2024	SKJACOBS	EPA 6020B
Chromium	<5.0	ug/L	08/08/2024	SKJACOBS	EPA 6020B
Lead	<1.0	ug/L	08/08/2024	SKJACOBS	EPA 6020B
Antimony	<5.0	ug/L	08/08/2024	SKJACOBS	EPA 6020B
Selenium	<10.0	ug/L	08/09/2024	SKJACOBS	EPA 6020B
Thallium	<1.0	ug/L	08/08/2024	SKJACOBS	EPA 6020B
Boron	2700	ug/L	07/29/2024	SKJACOBS	EPA 6010D
Lithium	<5.0	ug/L	07/29/2024	SKJACOBS	EPA 6010D
Molybdenum	<5.0	ug/L	07/29/2024	SKJACOBS	EPA 6010D
Mercury	<0.2	ug/L	08/01/2024	EUROFINS SAV	EPA 7470
Fluoride	0.11	mg/L	08/01/2024	GEL	EPA 300.0
Chloride	67.6	mg/L	08/02/2024	GEL	EPA 300.0
Sulfate	50.9	mg/L	08/02/2024	GEL	EPA 300.0
Total Dissolved Solids	518.8	mg/L	07/24/2024	KRMATHER	SM 2540C
Radium 226	0.512	pCi/L	08/23/2024	GEL	EPA 903.1 Mod
Radium 228	1.44	pCi/L	08/13/2024	GEL	EPA 904.0
Radium 226/228 Combined Calculation	1.95	pCi/L	08/29/2024	SJLEVY	EPA 903.1 Mod
pH	6.11	SU	07/22/2024	ZM/BM	

Comments:

Independent Laboratory Results: "GEL" - GEL Laboratories LLC - Lab ID # 10120; "Test America" - TestAmerica Laboratories, Inc. - Lab ID# 98001; "DavisBrown"- Davis & Brown Lab ID # 21117; "Shealy"- Shealy Environmental Services, Inc.- Lab ID# 32010 "ROGERSCALLCO"- Rogers & Callcot, Inc.- Lab ID # 23105001

Analysis Validated:  Validation date: 9/30/24
Linda Williams - Manager Analytical Services

Authorized Signature Only- Not Valid Unless Signed

March 06, 2024

Ms. Jeanette Gilmetti
Santee Cooper
P.O. Box 2946101
OCO3
Moncks Corner, South Carolina 29461

Re: ABS Lab Analytical
Work Order: 654972

Dear Ms. Gilmetti:

GEL Laboratories, LLC (GEL) appreciates the opportunity to provide the enclosed analytical results for the sample(s) we received on February 09, 2024. This original data report has been prepared and reviewed in accordance with GEL's standard operating procedures.

The samples were delivered with proper chain of custody documentation and signatures. All sample containers arrived without any visible signs of tampering or breakage. There are no additional comments concerning sample receipt.


Test results for NELAP or ISO 17025 accredited tests are verified to meet the requirements of those standards, with any exceptions noted. The results reported relate only to the items tested and to the sample as received by the laboratory. These results may not be reproduced except as full reports without approval by the laboratory. Copies of GEL's accreditations and certifications can be found on our website at www.gel.com.

Our policy is to provide high quality, personalized analytical services to enable you to meet your analytical needs on time every time. We trust that you will find everything in order and to your satisfaction. If you have any questions, please do not hesitate to call me at (843) 556-8171, ext. 4289.

Sincerely,

Jordan Melton for
Julie Robinson
Project Manager

Purchase Order: 125915/JM02.08.G01.3/36500
Enclosures



GEL LABORATORIES LLC

2040 Savage Road Charleston SC 29407 - (843) 556-8171 - www.gel.com

Certificate of Analysis Report for

SOOP001 Santee Cooper

Client SDG: 654972 GEL Work Order: 654972

The Qualifiers in this report are defined as follows:

- * A quality control analyte recovery is outside of specified acceptance criteria
- ** Analyte is a Tracer compound
- ** Analyte is a surrogate compound
- U Analyte was analyzed for, but not detected above the MDL, MDA, MDC or LOD.

Where the analytical method has been performed under NELAP certification, the analysis has met all of the requirements of the NELAC standard unless qualified on the Certificate of Analysis.

The designation ND, if present, appears in the result column when the analyte concentration is not detected above the limit as defined in the 'U' qualifier above.

This data report has been prepared and reviewed in accordance with GEL Laboratories LLC standard operating procedures. Please direct any questions to your Project Manager, Julie Robinson.

Reviewed by

Jordan Melton

GEL LABORATORIES LLC

2040 Savage Road Charleston SC 29407 - (843) 556-8171 - www.gel.com

Certificate of Analysis

Report Date: March 6, 2024

Company : Santee Cooper
 Address : P.O. Box 2946101
 OCO3
 Moncks Corner, South Carolina 29461
 Contact: Ms. Jeanette Gilmetti
 Project: ABS Lab Analytical

Client Sample ID: AF90605	Project: SOOP00119
Sample ID: 654972001	Client ID: SOOP001
Matrix: GW	
Collect Date: 07-FEB-24 10:07	
Receive Date: 09-FEB-24	
Collector: Client	

Parameter	Qualifier	Result	Uncertainty	MDC	RL	Units	PF	DF	Analyst	Date	Time	Batch	Method
Rad Gas Flow Proportional Counting													
GFPC, Ra228, Liquid "As Received"													
Radium-228	U	0.936	+/-0.907	1.49	3.00	pCi/L		JE1	02/23/24	1110	2568526		1
Rad Radium-226													
Lucas Cell, Ra226, Liquid "As Received"													
Radium-226		2.11	+/-0.917	0.840	1.00	pCi/L		LXP1	03/05/24	0913	2571356		2

The following Analytical Methods were performed:

Method	Description	Analyst Comments
1	EPA 904.0/SW846 9320 Modified	
2	EPA 903.1 Modified	

Surrogate/Tracer Recovery	Test	Result	Nominal	Recovery%	Acceptable Limits
Barium-133 Tracer	GFPC, Ra228, Liquid "As Received"			90.7	(15%-125%)

Notes:

Counting Uncertainty is calculated at the 95% confidence level (1.96-sigma).

Column headers are defined as follows:

DF: Dilution Factor	Lc/LC: Critical Level
DL: Detection Limit	PF: Prep Factor
MDA: Minimum Detectable Activity	RL: Reporting Limit
MDC: Minimum Detectable Concentration	SQL: Sample Quantitation Limit

GEL LABORATORIES LLC

2040 Savage Road Charleston SC 29407 - (843) 556-8171 - www.gel.com

Certificate of Analysis

Report Date: March 6, 2024

Company : Santee Cooper
 Address : P.O. Box 2946101
 OCO3
 Moncks Corner, South Carolina 29461
 Contact: Ms. Jeanette Gilmetti
 Project: ABS Lab Analytical

Client Sample ID: AF90606	Project: SOOP00119
Sample ID: 654972002	Client ID: SOOP001
Matrix: GW	
Collect Date: 07-FEB-24 10:12	
Receive Date: 09-FEB-24	
Collector: Client	

Parameter	Qualifier	Result	Uncertainty	MDC	RL	Units	PF	DF	Analyst	Date	Time	Batch	Method
Rad Gas Flow Proportional Counting													
GFPC, Ra228, Liquid "As Received"													
Radium-228	U	0.147	+/-0.989	1.81	3.00	pCi/L		JE1	02/23/24	1110	2568526		1
Rad Radium-226													
Lucas Cell, Ra226, Liquid "As Received"													
Radium-226		1.69	+/-0.674	0.577	1.00	pCi/L		LXP1	03/05/24	0913	2571356		2

The following Analytical Methods were performed:

Method	Description	Analyst Comments
1	EPA 904.0/SW846 9320 Modified	
2	EPA 903.1 Modified	

Surrogate/Tracer Recovery	Test	Result	Nominal	Recovery%	Acceptable Limits
Barium-133 Tracer	GFPC, Ra228, Liquid "As Received"			85.8	(15%-125%)

Notes:

Counting Uncertainty is calculated at the 95% confidence level (1.96-sigma).

Column headers are defined as follows:

DF: Dilution Factor	Lc/LC: Critical Level
DL: Detection Limit	PF: Prep Factor
MDA: Minimum Detectable Activity	RL: Reporting Limit
MDC: Minimum Detectable Concentration	SQL: Sample Quantitation Limit

GEL LABORATORIES LLC

2040 Savage Road Charleston SC 29407 - (843) 556-8171 - www.gel.com

Certificate of Analysis

Report Date: March 6, 2024

Company : Santee Cooper
Address : P.O. Box 2946101
OCO3
Moncks Corner, South Carolina 29461
Contact: Ms. Jeanette Gilmetti
Project: ABS Lab Analytical

Client Sample ID: AF90604 Project: SOOP00119
Sample ID: 654972003 Client ID: SOOP001
Matrix: GW
Collect Date: 07-FEB-24 11:12
Receive Date: 09-FEB-24
Collector: Client

Parameter	Qualifier	Result	Uncertainty	MDC	RL	Units	PF	DF	Analyst	Date	Time	Batch	Method
Rad Gas Flow Proportional Counting													
GFPC, Ra228, Liquid "As Received"													
Radium-228		2.17	+/-0.887	1.13	3.00	pCi/L		JE1	02/23/24	1110	2568526		1
Rad Radium-226													
Lucas Cell, Ra226, Liquid "As Received"													
Radium-226		2.13	+/-0.867	0.754	1.00	pCi/L		LXP1	03/05/24	0913	2571356		2

The following Analytical Methods were performed:

Method	Description	Analyst Comments
1	EPA 904.0/SW846 9320 Modified	
2	EPA 903.1 Modified	

Surrogate/Tracer Recovery	Test	Result	Nominal	Recovery%	Acceptable Limits
Barium-133 Tracer	GFPC, Ra228, Liquid "As Received"			92.8	(15%-125%)

Notes:

Counting Uncertainty is calculated at the 95% confidence level (1.96-sigma).

Column headers are defined as follows:

DF: Dilution Factor Lc/LC: Critical Level
DL: Detection Limit PF: Prep Factor
MDA: Minimum Detectable Activity RL: Reporting Limit
MDC: Minimum Detectable Concentration SQL: Sample Quantitation Limit

GEL LABORATORIES LLC

2040 Savage Road Charleston SC 29407 - (843) 556-8171 - www.gel.com

Certificate of Analysis

Report Date: March 6, 2024

Company : Santee Cooper
 Address : P.O. Box 2946101
 OCO3
 Moncks Corner, South Carolina 29461
 Contact: Ms. Jeanette Gilmetti
 Project: ABS Lab Analytical

Client Sample ID: AF90596	Project: SOOP00119
Sample ID: 654972004	Client ID: SOOP001
Matrix: GW	
Collect Date: 06-FEB-24 10:25	
Receive Date: 09-FEB-24	
Collector: Client	

Parameter	Qualifier	Result	Uncertainty	MDC	RL	Units	PF	DF	Analyst	Date	Time	Batch	Method
Rad Gas Flow Proportional Counting													
GFPC, Ra228, Liquid "As Received"													
Radium-228		1.51	+/-0.814	1.16	3.00	pCi/L		JE1	02/23/24	1110	2568526		1
Rad Radium-226													
Lucas Cell, Ra226, Liquid "As Received"													
Radium-226		4.23	+/-1.22	0.752	1.00	pCi/L		LXP1	03/05/24	0913	2571356		2

The following Analytical Methods were performed:

Method	Description	Analyst Comments
1	EPA 904.0/SW846 9320 Modified	
2	EPA 903.1 Modified	

Surrogate/Tracer Recovery	Test	Result	Nominal	Recovery%	Acceptable Limits
Barium-133 Tracer	GFPC, Ra228, Liquid "As Received"			92.2	(15%-125%)

Notes:

Counting Uncertainty is calculated at the 95% confidence level (1.96-sigma).

Column headers are defined as follows:

DF: Dilution Factor	Lc/LC: Critical Level
DL: Detection Limit	PF: Prep Factor
MDA: Minimum Detectable Activity	RL: Reporting Limit
MDC: Minimum Detectable Concentration	SQL: Sample Quantitation Limit

GEL LABORATORIES LLC

2040 Savage Road Charleston SC 29407 - (843) 556-8171 - www.gel.com

Certificate of Analysis

Report Date: March 6, 2024

Company : Santee Cooper
Address : P.O. Box 2946101
OCO3
Moncks Corner, South Carolina 29461
Contact: Ms. Jeanette Gilmetti
Project: ABS Lab Analytical

Client Sample ID: AF90597 Project: SOOP00119
Sample ID: 654972005 Client ID: SOOP001
Matrix: GW
Collect Date: 06-FEB-24 11:19
Receive Date: 09-FEB-24
Collector: Client

Parameter	Qualifier	Result	Uncertainty	MDC	RL	Units	PF	DF	Analyst	Date	Time	Batch	Method
Rad Gas Flow Proportional Counting													
GFPC, Ra228, Liquid "As Received"													
Radium-228		3.16	+/-1.37	2.00	3.00	pCi/L		JE1	02/23/24	1111	2568526		1
Rad Radium-226													
Lucas Cell, Ra226, Liquid "As Received"													
Radium-226		4.72	+/-1.18	0.676	1.00	pCi/L		LXP1	03/05/24	0948	2571356		2

The following Analytical Methods were performed:

Method	Description	Analyst Comments
1	EPA 904.0/SW846 9320 Modified	
2	EPA 903.1 Modified	

Surrogate/Tracer Recovery	Test	Result	Nominal	Recovery%	Acceptable Limits
Barium-133 Tracer	GFPC, Ra228, Liquid "As Received"			90.6	(15%-125%)

Notes:

Counting Uncertainty is calculated at the 95% confidence level (1.96-sigma).

Column headers are defined as follows:

DF: Dilution Factor Lc/LC: Critical Level
DL: Detection Limit PF: Prep Factor
MDA: Minimum Detectable Activity RL: Reporting Limit
MDC: Minimum Detectable Concentration SQL: Sample Quantitation Limit

GEL LABORATORIES LLC

2040 Savage Road Charleston SC 29407 - (843) 556-8171 - www.gel.com

Certificate of Analysis

Report Date: March 6, 2024

Company : Santee Cooper
 Address : P.O. Box 2946101
 OCO3
 Moncks Corner, South Carolina 29461
 Contact: Ms. Jeanette Gilmetti
 Project: ABS Lab Analytical

Client Sample ID: AF90599	Project: SOOP00119
Sample ID: 654972006	Client ID: SOOP001
Matrix: GW	
Collect Date: 06-FEB-24 12:45	
Receive Date: 09-FEB-24	
Collector: Client	

Parameter	Qualifier	Result	Uncertainty	MDC	RL	Units	PF	DF	Analyst	Date	Time	Batch	Method
Rad Gas Flow Proportional Counting													
GFPC, Ra228, Liquid "As Received"													
Radium-228	U	0.0789	+/-1.34	2.47	3.00	pCi/L		JE1	02/23/24	1225	2568526		1
Rad Radium-226													
Lucas Cell, Ra226, Liquid "As Received"													
Radium-226	U	0.470	+/-0.485	0.761	1.00	pCi/L		LXP1	03/05/24	0948	2571356		2

The following Analytical Methods were performed:

Method	Description	Analyst Comments
1	EPA 904.0/SW846 9320 Modified	
2	EPA 903.1 Modified	

Surrogate/Tracer Recovery	Test	Result	Nominal	Recovery%	Acceptable Limits
Barium-133 Tracer	GFPC, Ra228, Liquid "As Received"			88.6	(15%-125%)

Notes:

Counting Uncertainty is calculated at the 95% confidence level (1.96-sigma).

Column headers are defined as follows:

DF: Dilution Factor	Lc/LC: Critical Level
DL: Detection Limit	PF: Prep Factor
MDA: Minimum Detectable Activity	RL: Reporting Limit
MDC: Minimum Detectable Concentration	SQL: Sample Quantitation Limit

GEL LABORATORIES LLC

2040 Savage Road Charleston SC 29407 - (843) 556-8171 - www.gel.com

Certificate of Analysis

Report Date: March 6, 2024

Company : Santee Cooper
 Address : P.O. Box 2946101
 OCO3
 Moncks Corner, South Carolina 29461
 Contact: Ms. Jeanette Gilmetti
 Project: ABS Lab Analytical

Client Sample ID: AF90602	Project: SOOP00119
Sample ID: 654972007	Client ID: SOOP001
Matrix: GW	
Collect Date: 06-FEB-24 09:24	
Receive Date: 09-FEB-24	
Collector: Client	

Parameter	Qualifier	Result	Uncertainty	MDC	RL	Units	PF	DF	Analyst	Date	Time	Batch	Method
Rad Gas Flow Proportional Counting													
GFPC, Ra228, Liquid "As Received"													
Radium-228	U	-0.0579	+/-0.881	1.66	3.00	pCi/L		JE1	02/23/24	1111	2568526		1
Rad Radium-226													
Lucas Cell, Ra226, Liquid "As Received"													
Radium-226		1.30	+/-0.721	0.811	1.00	pCi/L		LXP1	03/05/24	0948	2571356		2

The following Analytical Methods were performed:

Method	Description	Analyst Comments
1	EPA 904.0/SW846 9320 Modified	
2	EPA 903.1 Modified	

Surrogate/Tracer Recovery	Test	Result	Nominal	Recovery%	Acceptable Limits
Barium-133 Tracer	GFPC, Ra228, Liquid "As Received"			92.1	(15%-125%)

Notes:

Counting Uncertainty is calculated at the 95% confidence level (1.96-sigma).

Column headers are defined as follows:

DF: Dilution Factor	Lc/LC: Critical Level
DL: Detection Limit	PF: Prep Factor
MDA: Minimum Detectable Activity	RL: Reporting Limit
MDC: Minimum Detectable Concentration	SQL: Sample Quantitation Limit

GEL LABORATORIES LLC

2040 Savage Road Charleston SC 29407 - (843) 556-8171 - www.gel.com

Certificate of Analysis

Report Date: March 6, 2024

Company : Santee Cooper
 Address : P.O. Box 2946101
 OCO3
 Moncks Corner, South Carolina 29461
 Contact: Ms. Jeanette Gilmetti
 Project: ABS Lab Analytical

Client Sample ID: AF90634	Project: SOOP00119
Sample ID: 654972008	Client ID: SOOP001
Matrix: GW	
Collect Date: 06-FEB-24 14:12	
Receive Date: 09-FEB-24	
Collector: Client	

Parameter	Qualifier	Result	Uncertainty	MDC	RL	Units	PF	DF	Analyst	Date	Time	Batch	Method
Rad Gas Flow Proportional Counting													
GFPC, Ra228, Liquid "As Received"													
Radium-228		2.16	+/-0.884	1.10	3.00	pCi/L		JE1	02/23/24	1111	2568526		1
Rad Radium-226													
Lucas Cell, Ra226, Liquid "As Received"													
Radium-226	U	0.0320	+/-0.140	0.374	1.00	pCi/L		LXP1	03/05/24	0948	2571356		2

The following Analytical Methods were performed:

Method	Description	Analyst Comments
1	EPA 904.0/SW846 9320 Modified	
2	EPA 903.1 Modified	

Surrogate/Tracer Recovery	Test	Result	Nominal	Recovery%	Acceptable Limits
Barium-133 Tracer	GFPC, Ra228, Liquid "As Received"			89.5	(15%-125%)

Notes:

Counting Uncertainty is calculated at the 95% confidence level (1.96-sigma).

Column headers are defined as follows:

DF: Dilution Factor	Lc/LC: Critical Level
DL: Detection Limit	PF: Prep Factor
MDA: Minimum Detectable Activity	RL: Reporting Limit
MDC: Minimum Detectable Concentration	SQL: Sample Quantitation Limit

GEL LABORATORIES LLC

2040 Savage Road Charleston SC 29407 - (843) 556-8171 - www.gel.com

Certificate of Analysis

Report Date: March 6, 2024

Company : Santee Cooper
 Address : P.O. Box 2946101
 OCO3
 Moncks Corner, South Carolina 29461
 Contact: Ms. Jeanette Gilmetti
 Project: ABS Lab Analytical

Client Sample ID: AF90595	Project: SOOP00119
Sample ID: 654972009	Client ID: SOOP001
Matrix: GW	
Collect Date: 05-FEB-24 14:35	
Receive Date: 09-FEB-24	
Collector: Client	

Parameter	Qualifier	Result	Uncertainty	MDC	RL	Units	PF	DF	Analyst	Date	Time	Batch	Method
Rad Gas Flow Proportional Counting													
GFPC, Ra228, Liquid "As Received"													
Radium-228	U	0.185	+/-0.587	1.09	3.00	pCi/L		JE1	02/23/24	1111	2568526		1
Rad Radium-226													
Lucas Cell, Ra226, Liquid "As Received"													
Radium-226		2.03	+/-0.764	0.653	1.00	pCi/L		LXP1	03/05/24	0948	2571356		2

The following Analytical Methods were performed:

Method	Description	Analyst Comments
1	EPA 904.0/SW846 9320 Modified	
2	EPA 903.1 Modified	

Surrogate/Tracer Recovery	Test	Result	Nominal	Recovery%	Acceptable Limits
Barium-133 Tracer	GFPC, Ra228, Liquid "As Received"			90.3	(15%-125%)

Notes:

Counting Uncertainty is calculated at the 95% confidence level (1.96-sigma).

Column headers are defined as follows:

- | | |
|---------------------------------------|--------------------------------|
| DF: Dilution Factor | Lc/LC: Critical Level |
| DL: Detection Limit | PF: Prep Factor |
| MDA: Minimum Detectable Activity | RL: Reporting Limit |
| MDC: Minimum Detectable Concentration | SQL: Sample Quantitation Limit |

GEL LABORATORIES LLC

2040 Savage Road Charleston, SC 29407 - (843) 556-8171 - www.gel.com

QC Summary

Report Date: March 6, 2024

Page 1 of 2

Santee Cooper
P.O. Box 2946101
OCO3
Moncks Corner, South Carolina
Ms. Jeanette Gilmetti

Contact:
Workorder: 654972

Parmname	NOM	Sample	Qual	QC	Units	RPD%	REC%	Range	Anlst	Date	Time
Rad Gas Flow											
Batch	2568526										
QC1205650263	654136001	DUP									
Radium-228	U	0.712		1.52	pCi/L	72.3		(0% - 100%)	JE1	02/23/24	11:11
	Uncertainty	+/-1.28		+/-0.944							
QC1205650264	LCS										
Radium-228	72.0			71.4	pCi/L		99.2	(75%-125%)		02/23/24	11:11
	Uncertainty			+/-3.83							
QC1205650262	MB										
Radium-228			U	0.536	pCi/L					02/23/24	11:11
	Uncertainty			+/-0.599							
Rad Ra-226											
Batch	2571356										
QC1205655691	654972001	DUP									
Radium-226		2.11		1.74	pCi/L	19.2		(0% - 100%)	LXP1	03/05/24	10:05
	Uncertainty	+/-0.917		+/-0.865							
QC1205655693	LCS										
Radium-226	26.4			31.4	pCi/L		119	(75%-125%)		03/05/24	10:05
	Uncertainty			+/-3.08							
QC1205655690	MB										
Radium-226			U	0.318	pCi/L					03/05/24	10:05
	Uncertainty			+/-0.318							
QC1205655692	654972001	MS									
Radium-226	137	2.11		130	pCi/L		93.5	(75%-125%)		03/05/24	10:05
	Uncertainty	+/-0.917		+/-13.6							

- Notes:**
- Counting Uncertainty is calculated at the 95% confidence level (1.96-sigma).
 - The Qualifiers in this report are defined as follows:
 - U Analyte was analyzed for, but not detected above the MDL, MDA, MDC or LOD.
 - J Value is estimated
 - X Consult Case Narrative, Data Summary package, or Project Manager concerning this qualifier
 - H Analytical holding time was exceeded
 - < Result is less than value reported

GEL LABORATORIES LLC

2040 Savage Road Charleston, SC 29407 - (843) 556-8171 - www.gel.com

QC Summary

Workorder: 654972

Page 2 of 2

Parmname	NOM	Sample	Qual	QC	Units	RPD%	REC%	Range	Anlst	Date	Time
>											
UI											
BD											
h											
R											
^											
N/A											
ND											
M											
NJ											
FA											
UJ											
Q											
K											
UL											
L											
NI											
Y											
**											
M											
J											

N/A indicates that spike recovery limits do not apply when sample concentration exceeds spike conc. by a factor of 4 or more or %RPD not applicable.

^ The Relative Percent Difference (RPD) obtained from the sample duplicate (DUP) is evaluated against the acceptance criteria when the sample is greater than five times (5X) the contract required detection limit (RL). In cases where either the sample or duplicate value is less than 5X the RL, a control limit of +/- the RL is used to evaluate the DUP result.

* Indicates that a Quality Control parameter was not within specifications.

For PS, PSD, and SDILT results, the values listed are the measured amounts, not final concentrations.

Where the analytical method has been performed under NELAP certification, the analysis has met all of the requirements of the NELAC standard unless qualified on the QC Summary.

**Radiochemistry
Technical Case Narrative
Santee Cooper
SDG #: 654972**

Product: GFPC, Ra228, Liquid

Analytical Method: EPA 904.0/SW846 9320 Modified

Analytical Procedure: GL-RAD-A-063 REV# 5

Analytical Batch: 2568526

The following samples were analyzed using the above methods and analytical procedure(s).

<u>GEL Sample ID#</u>	<u>Client Sample Identification</u>
654972001	AF90605
654972002	AF90606
654972003	AF90604
654972004	AF90596
654972005	AF90597
654972006	AF90599
654972007	AF90602
654972008	AF90634
654972009	AF90595
1205650262	Method Blank (MB)
1205650263	654136001(AF87814) Sample Duplicate (DUP)
1205650264	Laboratory Control Sample (LCS)

The samples in this SDG were analyzed on an "as received" basis.

Data Summary:

All sample data provided in this report met the acceptance criteria specified in the analytical methods and procedures for initial calibration, continuing calibration, instrument controls and process controls where applicable, with the following exceptions.

Preparation Information

Homogenous Matrix

Sample 654972003 (AF90604) was non-homogenous matrix. yellow liquid 654972003 (AF90604).

Technical Information

Recounts

Sample 654972006 (AF90599) was recounted due to a suspected false positive. The recount is reported.

Product: Lucas Cell, Ra226, Liquid

Analytical Method: EPA 903.1 Modified

Analytical Procedure: GI.-RAD-A-008 REV# 15

Analytical Batch: 2571356

The following samples were analyzed using the above methods and analytical procedure(s).

<u>GEL Sample ID#</u>	<u>Client Sample Identification</u>
654972001	AF90605
654972002	AF90606
654972003	AF90604
654972004	AF90596
654972005	AF90597
654972006	AF90599
654972007	AF90602
654972008	AF90634
654972009	AF90595
1205655690	Method Blank (MB)
1205655691	654972001(AF90605) Sample Duplicate (DUP)
1205655692	654972001(AF90605) Matrix Spike (MS)
1205655693	Laboratory Control Sample (LCS)

The samples in this SDG were analyzed on an "as received" basis.

Data Summary:

All sample data provided in this report met the acceptance criteria specified in the analytical methods and procedures for initial calibration, continuing calibration, instrument controls and process controls where applicable, with the following exceptions.

Preparation Information

Aliquot Reduced

1205655691 (AF90605DUP), 1205655692 (AF90605MS) and 654972001 (AF90605) Aliquots were reduced due to limited sample volume.

Certification Statement

Where the analytical method has been performed under NELAP certification, the analysis has met all of the requirements of the NELAC standard unless otherwise noted in the analytical case narrative.

654972

Chain of Custody



Customer Email/Report Recipient: _____ Date Results Needed by: _____ Project/Task/Unit #: _____ Rerun request for any flagged QC

LINDA WILLIAMS @santeecooper.com / / / 125915 / JM62.08.G01.3 / 36500 Yes No

Analysis Group

Labworks ID # (Internal use only)	Sample Location/ Description	Collection Date	Collection Time	Sample Collector	Total # of containers	Bottle Type: (Glass- G/Plastic-P)	Grab (G) or Composite (C)	Matrix(see below)	Preservative (see below)	Comments	RAD 226	RAD 228
AF90665	WAP-10	2/7/24	1007	WJK BM	2	P	G	GW	2	• Method # • Reporting limit • Misc. sample info • Any other notes	1	1
06	WAP-10 DUP		1012									
04	WAP-9		1112									
AF90596	WAP-2	2/6/24	1025	WJK BB								
97	WAP-2R		1119									
99	WAP-4		1245									
AF90602	WAP-7		0924									
34	WBW-1		1412									
AF90595	WAP-1	2/5/24	1435	WJK BB								

Relinquished by:	Employee#	Date	Time	Received by:	Employee #	Date	Time
<i>Shery</i>	35594	2/9/24	1351	<i>WJK</i>	GEL	2/9/24	0951
<i>WJK</i>	GEL	2/9/24	1550	<i>Cherry</i>	GEL	2/9/24	1050

Sample Receiving (Internal Use Only)
TEMP (°C): _____ Initial: _____
Correct pH: Yes No
Preservative Lot#: _____
Date/Time/Init for preservative: _____

<input type="checkbox"/> METALS (all) <input type="checkbox"/> Ag <input type="checkbox"/> Cu <input type="checkbox"/> Sb <input type="checkbox"/> Al <input type="checkbox"/> Fe <input type="checkbox"/> Se <input type="checkbox"/> As <input type="checkbox"/> K <input type="checkbox"/> Sn <input type="checkbox"/> B <input type="checkbox"/> Li <input type="checkbox"/> Sr <input type="checkbox"/> Ba <input type="checkbox"/> Mg <input type="checkbox"/> Ti <input type="checkbox"/> Be <input type="checkbox"/> Mn <input type="checkbox"/> Tl <input type="checkbox"/> Ca <input type="checkbox"/> Mo <input type="checkbox"/> V <input type="checkbox"/> Cd <input type="checkbox"/> Na <input type="checkbox"/> Zn <input type="checkbox"/> Co <input type="checkbox"/> Ni <input type="checkbox"/> Hg <input type="checkbox"/> Cr <input type="checkbox"/> Pb <input type="checkbox"/> CrVI	Nutrients <input type="checkbox"/> TOC <input type="checkbox"/> DOC <input type="checkbox"/> TP/TPO4 <input type="checkbox"/> NH3-N <input type="checkbox"/> F <input type="checkbox"/> Cl <input type="checkbox"/> NO2 <input type="checkbox"/> Br <input type="checkbox"/> NO3 <input type="checkbox"/> SO4	MISC. <input type="checkbox"/> BTEX <input type="checkbox"/> Naphthalene <input type="checkbox"/> THM/HAA <input type="checkbox"/> VOC <input type="checkbox"/> Oil & Grease <input type="checkbox"/> E. Coli <input type="checkbox"/> Total Coliform <input type="checkbox"/> pH <input type="checkbox"/> Dissolved As <input type="checkbox"/> Dissolved Fe <input type="checkbox"/> Rad 226 <input type="checkbox"/> Rad 228 <input type="checkbox"/> PCB	Gypsum <input type="checkbox"/> Wallboard Gypsum(all below) <input type="checkbox"/> AIM <input type="checkbox"/> TOC <input type="checkbox"/> Total metals <input type="checkbox"/> Soluble Metals <input type="checkbox"/> Purity (CaSO4) <input type="checkbox"/> % Moisture <input type="checkbox"/> Sulfites <input type="checkbox"/> pH <input type="checkbox"/> Chlorides <input type="checkbox"/> Particle Size <input type="checkbox"/> Sulfur	Coal <input type="checkbox"/> Ultimate <input type="checkbox"/> % Moisture <input type="checkbox"/> Ash <input type="checkbox"/> Sulfur <input type="checkbox"/> TOC <input type="checkbox"/> BTUs <input type="checkbox"/> Volatile Matter <input type="checkbox"/> CHN Other Tests: <input type="checkbox"/> XRF Scan <input type="checkbox"/> HGI <input type="checkbox"/> Fineness <input type="checkbox"/> Particulate Matter	Flyash <input type="checkbox"/> Ammonia <input type="checkbox"/> LOI <input type="checkbox"/> % Carbon <input type="checkbox"/> Mineral Analysis <input type="checkbox"/> Sieve <input type="checkbox"/> % Moisture NPDES <input type="checkbox"/> Oil & Grease <input type="checkbox"/> As <input type="checkbox"/> TSS	Oil <input type="checkbox"/> Trans. Oil Qual. <input type="checkbox"/> %Moisture <input type="checkbox"/> Color <input type="checkbox"/> Acidity <input type="checkbox"/> Dielectric Strength <input type="checkbox"/> IFT <input type="checkbox"/> Dissolved Gases <input type="checkbox"/> Used Oil <input type="checkbox"/> Flashpoint <input type="checkbox"/> Metals in oil (As,Cd,Cr,Ni,Pb Hg) <input type="checkbox"/> TX <input type="checkbox"/> GOFER
--	--	--	--	---	--	--

Matrix codes: GW-groundwater, DW-drinking water, SW-surface water, WW-waste water, BW-boiler water, L-limestone, Oil-oil, S-Soil, SL-solid, C-coal, G-gypsum, FA-flyash, BA-bottom ash, M-misc (describe in comment section)
 Preservative code: 1=4°C 2=HNO3 3=H2SO4 4=HCl 5=Na2S2O3 6=Other (Specify)

JK

SAMPLE RECEIPT & REVIEW FORM

Client: <u>SOOL</u>		SDG/R/COC/Work Order: <u>654972</u>
Received By: <u>CLM</u>		Date Received: <u>2/9/24</u>
Carrier and Tracking Number		Circle Applicable: <input type="checkbox"/> FedEx Express <input type="checkbox"/> FedEx Ground <input type="checkbox"/> UPS <input type="checkbox"/> Field Services <input type="checkbox"/> Courier <input type="checkbox"/> Other <u>Cooler 1 - 19° (Rchem) Cooler 3 - 4°</u> <u>Cooler 2 - 3° Cooler 4 - 0°</u>
Suspected Hazard Information	Yes <input type="checkbox"/> No <input checked="" type="checkbox"/>	*If Net Counts > 100cpm on samples not marked "radioactive", contact the Radiation Safety Group for further investigation.
A) Shipped as a DOT Hazardous?	Yes <input checked="" type="checkbox"/> No <input type="checkbox"/>	Hazard Class Shipped: _____ UN#: _____ If UN2910, Is the Radioactive Shipment Survey Compliant? Yes ___ No ___
B) Did the client designate the samples are to be received as radioactive?	Yes <input checked="" type="checkbox"/> No <input type="checkbox"/>	COC notation of radioactive status on containers: _____
C) Did the RSO classify the samples as radioactive?	Yes <input checked="" type="checkbox"/> No <input type="checkbox"/>	Maximum Net Counts Observed* (Observed Counts - Area Background Counts): <u>0</u> (CPM) mR/hr Classified as: Rad 1 Rad 2 Rad 3
D) Did the client designate samples are hazardous?	Yes <input checked="" type="checkbox"/> No <input type="checkbox"/>	COC notation of hazardous status on containers: _____
E) Did the RSO identify possible hazards?	Yes <input checked="" type="checkbox"/> No <input type="checkbox"/>	If D or E is yes, select Hazards below. PCB's Plutonium Foreign Soil RCRA Asbestos Beryllium Other
Sample Receipt Criteria	Yes <input checked="" type="checkbox"/> NA <input checked="" type="checkbox"/> No <input type="checkbox"/>	Comments/Qualifiers (Required for Non-Conforming Items)
1 Shipping containers received intact and sealed?	Yes <input checked="" type="checkbox"/> NA <input checked="" type="checkbox"/> No <input type="checkbox"/>	Circle Applicable: Seals broken Damaged container Leaking container Other (describe)
2 Chain of custody documents included with shipment?	Yes <input checked="" type="checkbox"/> NA <input checked="" type="checkbox"/> No <input type="checkbox"/>	Circle Applicable: Client consent and provided COC COC created upon receipt
3 Samples requiring cold preservation within (0 ≤ 6 deg. C)?*	Yes <input checked="" type="checkbox"/> NA <input checked="" type="checkbox"/> No <input type="checkbox"/>	Preservation Method: <u>Wet Ice</u> Ice Packs Dry Ice <u>None</u> Other _____ *all temperatures are recorded in Celsius TEMP: <u>See above with coolers</u>
4 Daily check performed and passed on IR temperature gun?	Yes <input checked="" type="checkbox"/> NA <input checked="" type="checkbox"/> No <input type="checkbox"/>	Temperature Device Serial #: <u>IR2-23</u> Secondary Temperature Device Serial #: (If Applicable): _____
5 Sample containers intact and sealed?	Yes <input checked="" type="checkbox"/> NA <input checked="" type="checkbox"/> No <input type="checkbox"/>	Circle Applicable: Seals broken Damaged container Leaking container Other (describe)
6 Samples requiring chemical preservation at proper pH?	Yes <input checked="" type="checkbox"/> NA <input checked="" type="checkbox"/> No <input type="checkbox"/>	Sample ID's and Containers Affected: _____ If Preservation added, List: _____
7 Do any samples require Volatile Analysis?	Yes <input checked="" type="checkbox"/> NA <input checked="" type="checkbox"/> No <input type="checkbox"/>	If Yes, are Encores or Soil Kits present for solids? Yes ___ No <input checked="" type="checkbox"/> NA (If yes, take to VOA Freezer) Do liquid VOA vials contain acid preservation? Yes ___ No <input checked="" type="checkbox"/> NA (If unknown, select No) Are liquid VOA vials free of headspace? Yes ___ No <input checked="" type="checkbox"/> NA Sample ID's and containers affected: _____
8 Samples received within holding time?	Yes <input checked="" type="checkbox"/> NA <input checked="" type="checkbox"/> No <input type="checkbox"/>	ID's and tests affected: _____
9 Sample ID's on COC match ID's on bottles?	Yes <input checked="" type="checkbox"/> NA <input checked="" type="checkbox"/> No <input type="checkbox"/>	ID's and containers affected: _____
10 Date & time on COC match date & time on bottles?	Yes <input checked="" type="checkbox"/> NA <input checked="" type="checkbox"/> No <input type="checkbox"/>	Circle Applicable: No date on containers - No times on containers - COC missing info - Other (describe) <u>times are different on sample ID's: AF91624-629</u>
11 Number of containers received match number indicated on COC?	Yes <input checked="" type="checkbox"/> NA <input checked="" type="checkbox"/> No <input type="checkbox"/>	Circle Applicable: No container count on COC Other (describe)
12 Are sample containers identifiable as GEL provided by use of GEL labels?	Yes <input checked="" type="checkbox"/> NA <input checked="" type="checkbox"/> No <input type="checkbox"/>	
13 COC form is properly signed in relinquished/received sections?	Yes <input checked="" type="checkbox"/> NA <input checked="" type="checkbox"/> No <input type="checkbox"/>	Circle Applicable: Not relinquished Other (describe)
Comments (Use Coordination Form if needed): <u>and also on sample ID: AF91632 compared to the COC.</u> <u>* 654978 + 654976</u>		

PM (or PMA) review: Initials MLA Date 2/12/24 Page 1 of 1

List of current GEL Certifications as of 06 March 2024

State	Certification
Alabama	42200
Alaska	17-018
Alaska Drinking Water	SC00012
Arkansas	88-00651
CLIA	42D0904046
California	2940
Colorado	SC00012
Connecticut	PH-0169
DoD ELAP/ ISO17025 A2LA	2567.01
Florida NELAP	E87156
Foreign Soils Permit	P330-15-00283, P330-15-00253
Georgia	SC00012
Georgia SDWA	967
Hawaii	SC00012
Idaho	SC00012
Illinois NELAP	200029
Indiana	C-SC-01
Kansas NELAP	E-10332
Kentucky SDWA	KY90129
Kentucky Wastewater	KY90129
Louisiana Drinking Water	LA024
Louisiana NELAP	03046 (AI33904)
Maine	2023019
Maryland	270
Massachusetts	M-SC012
Massachusetts PFAS Approv	Letter
Michigan	9976
Mississippi	SC00012
Nebraska	NE-OS-26-13
Nevada	SC000122024-05
New Hampshire NELAP	2054
New Jersey NELAP	SC002
New Mexico	SC00012
New York NELAP	11501
North Carolina	233
North Carolina SDWA	45709
North Dakota	R-158
Oklahoma	2023-152
Pennsylvania NELAP	68-00485
Puerto Rico	SC00012
S. Carolina Radiochem	10120002
Sanitation Districts of L	9255651
South Carolina Chemistry	10120001
Tennessee	TN 02934
Texas NELAP	T104704235-23-21
Utah NELAP	SC000122023-38
Vermont	VT87156
Virginia NELAP	460202
Washington	C780

March 13, 2024

Ms. Jeanette Gilmetti
Santee Cooper
P.O. Box 2946101
OCO3
Moncks Corner, South Carolina 29461

Re: ABS Lab Analytical
Work Order: 655804

Dear Ms. Gilmetti:


GEL Laboratories, LLC (GEL) appreciates the opportunity to provide the enclosed analytical results for the sample(s) we received on February 16, 2024. This original data report has been prepared and reviewed in accordance with GEL's standard operating procedures.

The samples were delivered with proper chain of custody documentation and signatures. All sample containers arrived without any visible signs of tampering or breakage. There are no additional comments concerning sample receipt.

Test results for NELAP or ISO 17025 accredited tests are verified to meet the requirements of those standards, with any exceptions noted. The results reported relate only to the items tested and to the sample as received by the laboratory. These results may not be reproduced except as full reports without approval by the laboratory. Copies of GEL's accreditations and certifications can be found on our website at www.gel.com.

Our policy is to provide high quality, personalized analytical services to enable you to meet your analytical needs on time every time. We trust that you will find everything in order and to your satisfaction. If you have any questions, please do not hesitate to call me at (843) 556-8171, ext. 4289.

Sincerely,



Max Gloth for
Julie Robinson
Project Manager

Purchase Order: 125915/JM02.09.G01.1/36500
Enclosures



GEL LABORATORIES LLC

2040 Savage Road Charleston SC 29407 - (843) 556-8171 - www.gel.com

Certificate of Analysis Report for

SOOP001 Santee Cooper

Client SDG: 655804 GEL Work Order: 655804

The Qualifiers in this report are defined as follows:


- * A quality control analyte recovery is outside of specified acceptance criteria
- ** Analyte is a Tracer compound
- ** Analyte is a surrogate compound
- U Analyte was analyzed for, but not detected above the MDL, MDA, MDC or LOD.

Where the analytical method has been performed under NELAP certification, the analysis has met all of the requirements of the NELAC standard unless qualified on the Certificate of Analysis.

The designation ND, if present, appears in the result column when the analyte concentration is not detected above the limit as defined in the 'U' qualifier above.

This data report has been prepared and reviewed in accordance with GEL Laboratories LLC standard operating procedures. Please direct any questions to your Project Manager, Julie Robinson.

Reviewed by



GEL LABORATORIES LLC

2040 Savage Road Charleston SC 29407 - (843) 556-8171 - www.gel.com

Certificate of Analysis

Report Date: March 13, 2024

Company : Santee Cooper
Address : P.O. Box 2946101
OCO3
Moncks Corner, South Carolina 29461
Contact: Ms. Jeanette Gilmetti
Project: ABS Lab Analytical

Client Sample ID: AF90624 Project: SOOP00119
Sample ID: 655804001 Client ID: SOOP001
Matrix: GW
Collect Date: 12-FEB-24 11:47
Receive Date: 16-FEB-24
Collector: Client

Parameter	Qualifier	Result	Uncertainty	MDC	RL	Units	PF	DF	Analyst	Date	Time	Batch	Method
Rad Gas Flow Proportional Counting													
GFPC, Ra228, Liquid "As Received"													
Radium-228	U	-0.535	+/-0.788	1.64	3.00	pCi/L		JE1	03/08/24	1059	2572465		1
Rad Radium-226													
Lucas Cell, Ra226, Liquid "As Received"													
Radium-226		1.35	+/-0.542	0.322	1.00	pCi/L		MJ2	03/13/24	0826	2571365		2

The following Analytical Methods were performed:

Method	Description	Analyst Comments
1	EPA 904.0/SW846 9320 Modified	
2	EPA 903.1 Modified	

Surrogate/Tracer Recovery	Test	Result	Nominal	Recovery%	Acceptable Limits
Barium-133 Tracer	GFPC, Ra228, Liquid "As Received"			82.3	(15%-125%)

Notes:

Counting Uncertainty is calculated at the 95% confidence level (1.96-sigma).

Column headers are defined as follows:

DF: Dilution Factor Lc/LC: Critical Level
DL: Detection Limit PF: Prep Factor
MDA: Minimum Detectable Activity RL: Reporting Limit
MDC: Minimum Detectable Concentration SQL: Sample Quantitation Limit

GEL LABORATORIES LLC

2040 Savage Road Charleston SC 29407 - (843) 556-8171 - www.gel.com

Certificate of Analysis

Report Date: March 13, 2024

Company : Santee Cooper
 Address : P.O. Box 2946101
 OCO3
 Moncks Corner, South Carolina 29461
 Contact: Ms. Jeanette Gilmetti
 Project: ABS Lab Analytical

Client Sample ID: AF90608	Project: SOOP00119
Sample ID: 655804002	Client ID: SOOP001
Matrix: GW	
Collect Date: 14-FEB-24 14:04	
Receive Date: 16-FEB-24	
Collector: Client	

Parameter	Qualifier	Result	Uncertainty	MDC	RL	Units	PF	DF	Analyst	Date	Time	Batch	Method
Rad Gas Flow Proportional Counting													
GFPC, Ra228, Liquid "As Received"													
Radium-228	U	1.32	+/-0.890	1.35	3.00	pCi/L		JE1	03/08/24	1100	2572465		1
Rad Radium-226													
Lucas Cell, Ra226, Liquid "As Received"													
Radium-226		0.578	+/-0.333	0.340	1.00	pCi/L		MJ2	03/13/24	0826	2571365		2

The following Analytical Methods were performed:

Method	Description	Analyst Comments
1	EPA 904.0/SW846 9320 Modified	
2	EPA 903.1 Modified	

Surrogate/Tracer Recovery	Test	Result	Nominal	Recovery%	Acceptable Limits
Barium-133 Tracer	GFPC, Ra228, Liquid "As Received"			81.9	(15%-125%)

Notes:

Counting Uncertainty is calculated at the 95% confidence level (1.96-sigma).

Column headers are defined as follows:

DF: Dilution Factor	Lc/LC: Critical Level
DL: Detection Limit	PF: Prep Factor
MDA: Minimum Detectable Activity	RL: Reporting Limit
MDC: Minimum Detectable Concentration	SQL: Sample Quantitation Limit

GEL LABORATORIES LLC

2040 Savage Road Charleston SC 29407 - (843) 556-8171 - www.gel.com

Certificate of Analysis

Report Date: March 13, 2024

Company : Santee Cooper
Address : P.O. Box 2946101
OCO3
Moncks Corner, South Carolina 29461
Contact: Ms. Jeanette Gilmetti
Project: ABS Lab Analytical

Client Sample ID: AF90609 Project: SOOP00119
Sample ID: 655804003 Client ID: SOOP001
Matrix: GW
Collect Date: 14-FEB-24 14:09
Receive Date: 16-FEB-24
Collector: Client

Parameter	Qualifier	Result	Uncertainty	MDC	RL	Units	PF	DF	Analyst	Date	Time	Batch	Method
Rad Gas Flow Proportional Counting													
GFPC, Ra228, Liquid "As Received"													
Radium-228	U	1.10	+/-1.01	1.63	3.00	pCi/L		JE1	03/08/24	1100	2572465		1
Rad Radium-226													
Lucas Cell, Ra226, Liquid "As Received"													
Radium-226	U	0.320	+/-0.323	0.506	1.00	pCi/L		MJ2	03/13/24	0826	2571365		2

The following Analytical Methods were performed:

Method	Description	Analyst Comments
1	EPA 904.0/SW846 9320 Modified	
2	EPA 903.1 Modified	

Surrogate/Tracer Recovery	Test	Result	Nominal	Recovery%	Acceptable Limits
Barium-133 Tracer	GFPC, Ra228, Liquid "As Received"			64.3	(15%-125%)

Notes:

Counting Uncertainty is calculated at the 95% confidence level (1.96-sigma).

Column headers are defined as follows:

DF: Dilution Factor Lc/LC: Critical Level
DL: Detection Limit PF: Prep Factor
MDA: Minimum Detectable Activity RL: Reporting Limit
MDC: Minimum Detectable Concentration SQL: Sample Quantitation Limit

GEL LABORATORIES LLC

2040 Savage Road Charleston SC 29407 - (843) 556-8171 - www.gel.com

Certificate of Analysis

Report Date: March 13, 2024

Company : Santee Cooper
 Address : P.O. Box 2946101
 OCO3
 Moncks Corner, South Carolina 29461
 Contact: Ms. Jeanette Gilmetti
 Project: ABS Lab Analytical

Client Sample ID: AF90642	Project: SOOP00119
Sample ID: 655804004	Client ID: SOOP001
Matrix: GW	
Collect Date: 13-FEB-24 11:35	
Receive Date: 16-FEB-24	
Collector: Client	

Parameter	Qualifier	Result	Uncertainty	MDC	RL	Units	PF	DF	Analyst	Date	Time	Batch	Method
Rad Gas Flow Proportional Counting													
GFPC, Ra228, Liquid "As Received"													
Radium-228	U	1.83	+/-1.29	2.03	3.00	pCi/L		JE1	03/12/24	1000	2572465		1
Rad Radium-226													
Lucas Cell, Ra226, Liquid "As Received"													
Radium-226		1.03	+/-0.460	0.429	1.00	pCi/L		MJ2	03/13/24	0826	2571365		2

The following Analytical Methods were performed:

Method	Description	Analyst Comments
1	EPA 904.0/SW846 9320 Modified	
2	EPA 903.1 Modified	

Surrogate/Tracer Recovery	Test	Result	Nominal	Recovery%	Acceptable Limits
Barium-133 Tracer	GFPC, Ra228, Liquid "As Received"			71.8	(15%-125%)

Notes:

Counting Uncertainty is calculated at the 95% confidence level (1.96-sigma).

Column headers are defined as follows:

DF: Dilution Factor	Lc/LC: Critical Level
DL: Detection Limit	PF: Prep Factor
MDA: Minimum Detectable Activity	RL: Reporting Limit
MDC: Minimum Detectable Concentration	SQL: Sample Quantitation Limit

GEL LABORATORIES LLC

2040 Savage Road Charleston SC 29407 - (843) 556-8171 - www.gel.com

Certificate of Analysis

Report Date: March 13, 2024

Company : Santee Cooper
 Address : P.O. Box 2946101
 OCO3
 Moncks Corner, South Carolina 29461
 Contact: Ms. Jeanette Gilmetti
 Project: ABS Lab Analytical

Client Sample ID: AF90643	Project: SOOP00119
Sample ID: 655804005	Client ID: SOOP001
Matrix: GW	
Collect Date: 13-FEB-24 12:41	
Receive Date: 16-FEB-24	
Collector: Client	

Parameter	Qualifier	Result	Uncertainty	MDC	RL	Units	PF	DF	Analyst	Date	Time	Batch	Method
Rad Gas Flow Proportional Counting													
GFPC, Ra228, Liquid "As Received"													
Radium-228		4.91	+/-1.51	1.89	3.00	pCi/L		JE1	03/12/24	1000	2572465		1
Rad Radium-226													
Lucas Cell, Ra226, Liquid "As Received"													
Radium-226	U	0.0278	+/-0.261	0.585	1.00	pCi/L		MJ2	03/13/24	0826	2571365		2

The following Analytical Methods were performed:

Method	Description	Analyst Comments
1	EPA 904.0/SW846 9320 Modified	
2	EPA 903.1 Modified	

Surrogate/Tracer Recovery	Test	Result	Nominal	Recovery%	Acceptable Limits
Barium-133 Tracer	GFPC, Ra228, Liquid "As Received"			72.6	(15%-125%)

Notes:

Counting Uncertainty is calculated at the 95% confidence level (1.96-sigma).

Column headers are defined as follows:

DF: Dilution Factor	Lc/LC: Critical Level
DL: Detection Limit	PF: Prep Factor
MDA: Minimum Detectable Activity	RL: Reporting Limit
MDC: Minimum Detectable Concentration	SQL: Sample Quantitation Limit

GEL LABORATORIES LLC

2040 Savage Road Charleston SC 29407 - (843) 556-8171 - www.gel.com

Certificate of Analysis

Report Date: March 13, 2024

Company : Santee Cooper
Address : P.O. Box 2946101
OCO3
Moncks Corner, South Carolina 29461
Contact: Ms. Jeanette Gilmetti
Project: ABS Lab Analytical

Client Sample ID: AF90618 Project: SOOP00119
Sample ID: 655804006 Client ID: SOOP001
Matrix: GW
Collect Date: 13-FEB-24 13:48
Receive Date: 16-FEB-24
Collector: Client

Parameter	Qualifier	Result	Uncertainty	MDC	RL	Units	PF	DF	Analyst	Date	Time	Batch	Method
Rad Gas Flow Proportional Counting													
GFPC, Ra228, Liquid "As Received"													
Radium-228	U	1.29	+/-1.11	1.79	3.00	pCi/L		JE1	03/08/24	1100	2572465		1
Rad Radium-226													
Lucas Cell, Ra226, Liquid "As Received"													
Radium-226		0.899	+/-0.461	0.395	1.00	pCi/L		MJ2	03/13/24	0826	2571365		2

The following Analytical Methods were performed:

Method	Description	Analyst Comments
1	EPA 904.0/SW846 9320 Modified	
2	EPA 903.1 Modified	

Surrogate/Tracer Recovery	Test	Result	Nominal	Recovery%	Acceptable Limits
Barium-133 Tracer	GFPC, Ra228, Liquid "As Received"			80	(15%-125%)

Notes:

Counting Uncertainty is calculated at the 95% confidence level (1.96-sigma).

Column headers are defined as follows:

DF: Dilution Factor Lc/LC: Critical Level
DL: Detection Limit PF: Prep Factor
MDA: Minimum Detectable Activity RL: Reporting Limit
MDC: Minimum Detectable Concentration SQL: Sample Quantitation Limit

GEL LABORATORIES LLC

2040 Savage Road Charleston SC 29407 - (843) 556-8171 - www.gel.com

Certificate of Analysis

Report Date: March 13, 2024

Company : Santee Cooper
 Address : P.O. Box 2946101
 OCO3
 Moncks Corner, South Carolina 29461
 Contact: Ms. Jeanette Gilmetti
 Project: ABS Lab Analytical

Client Sample ID: AF90619	Project: SOOP00119
Sample ID: 655804007	Client ID: SOOP001
Matrix: GW	
Collect Date: 13-FEB-24 13:53	
Receive Date: 16-FEB-24	
Collector: Client	

Parameter	Qualifier	Result	Uncertainty	MDC	RL	Units	PF	DF	Analyst	Date	Time	Batch	Method
Rad Gas Flow Proportional Counting													
GFPC, Ra228, Liquid "As Received"													
Radium-228	U	0.681	+/-0.716	1.18	3.00	pCi/L		JE1	03/08/24	1100	2572465		1
Rad Radium-226													
Lucas Cell, Ra226, Liquid "As Received"													
Radium-226		0.878	+/-0.468	0.450	1.00	pCi/L		MJ2	03/13/24	0902	2571365		2

The following Analytical Methods were performed:

Method	Description	Analyst Comments
1	EPA 904.0/SW846 9320 Modified	
2	EPA 903.1 Modified	

Surrogate/Tracer Recovery	Test	Result	Nominal	Recovery%	Acceptable Limits
Barium-133 Tracer	GFPC, Ra228, Liquid "As Received"			85.8	(15%-125%)

Notes:

Counting Uncertainty is calculated at the 95% confidence level (1.96-sigma).

Column headers are defined as follows:

DF: Dilution Factor	Lc/LC: Critical Level
DL: Detection Limit	PF: Prep Factor
MDA: Minimum Detectable Activity	RL: Reporting Limit
MDC: Minimum Detectable Concentration	SQL: Sample Quantitation Limit

GEL LABORATORIES LLC

2040 Savage Road Charleston SC 29407 - (843) 556-8171 - www.gel.com

Certificate of Analysis

Report Date: March 13, 2024

Company : Santee Cooper
 Address : P.O. Box 2946101
 OCO3
 Moncks Corner, South Carolina 29461
 Contact: Ms. Jeanette Gilmetti
 Project: ABS Lab Analytical

Client Sample ID: AF90598	Project: SOOP00119
Sample ID: 655804008	Client ID: SOOP001
Matrix: GW	
Collect Date: 08-FEB-24 14:39	
Receive Date: 16-FEB-24	
Collector: Client	

Parameter	Qualifier	Result	Uncertainty	MDC	RL	Units	PF	DF	Analyst	Date	Time	Batch	Method
Rad Gas Flow Proportional Counting													
GFPC, Ra228, Liquid "As Received"													
Radium-228		1.44	+/-0.813	1.17	3.00	pCi/L		JE1	03/08/24	1100	2572465		1
Rad Radium-226													
Lucas Cell, Ra226, Liquid "As Received"													
Radium-226		0.879	+/-0.454	0.471	1.00	pCi/L		MJ2	03/13/24	0902	2571365		2

The following Analytical Methods were performed:

Method	Description	Analyst Comments
1	EPA 904.0/SW846 9320 Modified	
2	EPA 903.1 Modified	

Surrogate/Tracer Recovery	Test	Result	Nominal	Recovery%	Acceptable Limits
Barium-133 Tracer	GFPC, Ra228, Liquid "As Received"			90.8	(15%-125%)

Notes:

Counting Uncertainty is calculated at the 95% confidence level (1.96-sigma).

Column headers are defined as follows:

DF: Dilution Factor	Lc/LC: Critical Level
DL: Detection Limit	PF: Prep Factor
MDA: Minimum Detectable Activity	RL: Reporting Limit
MDC: Minimum Detectable Concentration	SQL: Sample Quantitation Limit

GEL LABORATORIES LLC

2040 Savage Road Charleston SC 29407 - (843) 556-8171 - www.gel.com

Certificate of Analysis

Report Date: March 13, 2024

Company : Santee Cooper
 Address : P.O. Box 2946101
 OCO3
 Moncks Corner, South Carolina 29461
 Contact: Ms. Jeanette Gilmetti
 Project: ABS Lab Analytical

Client Sample ID: AF90637	Project: SOOP00119
Sample ID: 655804009	Client ID: SOOP001
Matrix: GW	
Collect Date: 08-FEB-24 13:20	
Receive Date: 16-FEB-24	
Collector: Client	

Parameter	Qualifier	Result	Uncertainty	MDC	RL	Units	PF	DF	Analyst	Date	Time	Batch	Method
Rad Gas Flow Proportional Counting													
GFPC, Ra228, Liquid "As Received"													
Radium-228		1.26	+/-0.783	1.14	3.00	pCi/L		JE1	03/08/24	1100	2572465		1
Rad Radium-226													
Lucas Cell, Ra226, Liquid "As Received"													
Radium-226		2.02	+/-0.672	0.333	1.00	pCi/L		MJ2	03/13/24	0902	2571365		2

The following Analytical Methods were performed:

Method	Description	Analyst Comments
1	EPA 904.0/SW846 9320 Modified	
2	EPA 903.1 Modified	

Surrogate/Tracer Recovery	Test	Result	Nominal	Recovery%	Acceptable Limits
Barium-133 Tracer	GFPC, Ra228, Liquid "As Received"			86.9	(15%-125%)

Notes:

Counting Uncertainty is calculated at the 95% confidence level (1.96-sigma).

Column headers are defined as follows:

DF: Dilution Factor	Lc/LC: Critical Level
DL: Detection Limit	PF: Prep Factor
MDA: Minimum Detectable Activity	RL: Reporting Limit
MDC: Minimum Detectable Concentration	SQL: Sample Quantitation Limit

GEL LABORATORIES LLC

2040 Savage Road Charleston, SC 29407 - (843) 556-8171 - www.gel.com

QC Summary

Report Date: March 13, 2024

Page 1 of 2

Santee Cooper
P.O. Box 2946101
OCO3
Moncks Corner, South Carolina
Contact: Ms. Jeanette Gilmetti

Workorder: 655804

Parmname	NOM	Sample	Qual	QC	Units	RPD%	REC%	Range	Anlst	Date	Time
Rad Gas Flow											
Batch	2572465										
QC1205657933	655804001	DUP									
Radium-228	U	-0.535	U	0.00679	pCi/L	N/A		N/A	JE1	03/08/24	11:00
	Uncertainty	+/-0.788		+/-0.454							
QC1205657934	LCS										
Radium-228	73.0			63.6	pCi/L		87.1	(75%-125%)		03/08/24	11:00
	Uncertainty			+/-3.85							
QC1205657932	MB										
Radium-228			U	1.35	pCi/L					03/08/24	12:18
	Uncertainty			+/-1.28							
Rad Ra-226											
Batch	2571365										
QC1205655728	655802001	DUP									
Radium-226		1.47		1.29	pCi/L	12.8		(0% - 100%)	MJ2	03/13/24	09:02
	Uncertainty	+/-0.594		+/-0.569							
QC1205655730	LCS										
Radium-226	26.9			25.2	pCi/L		93.7	(75%-125%)		03/13/24	09:02
	Uncertainty			+/-2.32							
QC1205655727	MB										
Radium-226			U	0.112	pCi/L					03/13/24	09:02
	Uncertainty			+/-0.191							
QC1205655729	655802001	MS									
Radium-226	135	1.47		110	pCi/L		80.5	(75%-125%)		03/13/24	09:02
	Uncertainty	+/-0.594		+/-9.77							

- Notes:**
- Counting Uncertainty is calculated at the 95% confidence level (1.96-sigma).
 - The Qualifiers in this report are defined as follows:
 - U Analyte was analyzed for, but not detected above the MDL, MDA, MDC or LOD.
 - J Value is estimated
 - X Consult Case Narrative, Data Summary package, or Project Manager concerning this qualifier
 - H Analytical holding time was exceeded
 - < Result is less than value reported

GEL LABORATORIES LLC

2040 Savage Road Charleston, SC 29407 - (843) 556-8171 - www.gel.com

QC Summary

Workorder: 655804

Page 2 of 2

Parmname	NOM	Sample	Qual	QC	Units	RPD%	REC%	Range	Anlst	Date	Time
>											
UI											
BD											
h											
R											
^											
N/A											
ND											
M											
NJ											
FA											
UJ											
Q											
K											
UL											
L											
NI											
Y											
**											
M											
J											

N/A indicates that spike recovery limits do not apply when sample concentration exceeds spike conc. by a factor of 4 or more or %RPD not applicable.

^ The Relative Percent Difference (RPD) obtained from the sample duplicate (DUP) is evaluated against the acceptance criteria when the sample is greater than five times (5X) the contract required detection limit (RL). In cases where either the sample or duplicate value is less than 5X the RL, a control limit of +/- the RL is used to evaluate the DUP result.

* Indicates that a Quality Control parameter was not within specifications.

For PS, PSD, and SDILT results, the values listed are the measured amounts, not final concentrations.

Where the analytical method has been performed under NELAP certification, the analysis has met all of the requirements of the NELAC standard unless qualified on the QC Summary.

**Radiochemistry
Technical Case Narrative
Santee Cooper
SDG #: 655804**

Product: GFPC, Ra228, Liquid

Analytical Method: EPA 904.0/SW846 9320 Modified

Analytical Procedure: GL-RAD-A-063 REV# 5

Analytical Batch: 2572465

The following samples were analyzed using the above methods and analytical procedure(s).

<u>GEL Sample ID#</u>	<u>Client Sample Identification</u>
655804001	AF90624
655804002	AF90608
655804003	AF90609
655804004	AF90642
655804005	AF90643
655804006	AF90618
655804007	AF90619
655804008	AF90598
655804009	AF90637
1205657932	Method Blank (MB)
1205657933	655804001(AF90624) Sample Duplicate (DUP)
1205657934	Laboratory Control Sample (LCS)

The samples in this SDG were analyzed on an "as received" basis.

Data Summary:

All sample data provided in this report met the acceptance criteria specified in the analytical methods and procedures for initial calibration, continuing calibration, instrument controls and process controls where applicable, with the following exceptions.

Technical Information

Recounts

Sample 1205657932 (MB) was recounted due to a suspected blank false positive. The recount is reported. Samples 655804004 (AF90642) and 655804005 (AF90643) were re-eluted and recounted to verify sample results. The recounts are reported.

Product: Lucas Cell, Ra226, Liquid

Analytical Method: EPA 903.1 Modified

Analytical Procedure: GL-RAD-A-008 REV# 15

Analytical Batch: 2571365

The following samples were analyzed using the above methods and analytical procedure(s).

<u>GEL Sample ID#</u>	<u>Client Sample Identification</u>
655804001	AF90624
655804002	AF90608

655804003	AF90609
655804004	AF90642
655804005	AF90643
655804006	AF90618
655804007	AF90619
655804008	AF90598
655804009	AF90637
1205655727	Method Blank (MB)
1205655728	655802001(AF90636) Sample Duplicate (DUP)
1205655729	655802001(AF90636) Matrix Spike (MS)
1205655730	Laboratory Control Sample (LCS)

The samples in this SDG were analyzed on an "as received" basis.

Data Summary:

All sample data provided in this report met the acceptance criteria specified in the analytical methods and procedures for initial calibration, continuing calibration, instrument controls and process controls where applicable, with the following exceptions.

Miscellaneous Information

Additional Comments

The matrix spike, 1205655729 (AF90636MS), aliquot was reduced to conserve sample volume.

Certification Statement

Where the analytical method has been performed under NELAP certification, the analysis has met all of the requirements of the NELAC standard unless otherwise noted in the analytical case narrative.

SAMPLE RECEIPT & REVIEW FORM

Client: SOOP SDG/AR/COC/Work Order: 655804

Received By: QG Date Received: 2/16/24

Carrier and Tracking Number

Circle Applicable:
 FedEx Express FedEx Ground UPS Field Services Courier Other

n/a

Suspected Hazard Information Yes No *If Net Counts > 100cpm on samples not marked "radioactive", contact the Radiation Safety Group for further investigation.

A) Shipped as a DOT Hazardous? Hazard Class Shipped: UN#: If UN2910, Is the Radioactive Shipment Survey Compliant? Yes ___ No ___

B) Did the client designate the samples are to be received as radioactive? COC notation or radioactive stickers on containers equal client designation

C) Did the RSO classify the samples as radioactive? Maximum Net Counts Observed* (Observed Counts - Area Background Counts): 0 CPM / mR/Hr
 Classified as: Rad 1 Rad 2 Rad 3

D) Did the client designate samples are hazardous? COC notation or hazard labels on containers equal client designation

E) Did the RSO identify possible hazards? If D or E is yes, select Hazards below.
 PCB's Flammable Foreign Soil RCRA Asbestos Beryllium Other:

Sample Receipt Criteria	Yes	NA	No	Comments/Qualifiers (Required for Non-Conforming Items)
1 Shipping containers received intact and sealed?	<input checked="" type="checkbox"/>	<input type="checkbox"/>	<input type="checkbox"/>	Circle Applicable: Seals broken Damaged container Leaking container Other (describe)
2 Chain of custody documents included with shipment?	<input checked="" type="checkbox"/>	<input type="checkbox"/>	<input type="checkbox"/>	Circle Applicable: Client contacted and provided COC COC created upon receipt
3 Samples requiring cold preservation within (0 ≤ 6 deg. C)?*	<input checked="" type="checkbox"/>	<input type="checkbox"/>	<input type="checkbox"/>	Preservation Method: Wet Ice Ice Packs Dry Ice <u>None</u> Other: *all temperatures are recorded in Celsius TEMP: <u>12°C</u>
4 Daily check performed and passed on IR temperature gun?	<input checked="" type="checkbox"/>	<input type="checkbox"/>	<input type="checkbox"/>	Temperature Device Serial #: <u>IR1-23</u> Secondary Temperature Device Serial # (If Applicable):
5 Sample containers intact and sealed?	<input checked="" type="checkbox"/>	<input type="checkbox"/>	<input type="checkbox"/>	Circle Applicable: Seals broken Damaged container Leaking container Other (describe)
6 Samples requiring chemical preservation at proper pH?	<input checked="" type="checkbox"/>	<input type="checkbox"/>	<input type="checkbox"/>	Sample ID's and Containers Affected: If Preservation added, Lot#: _____
7 Do any samples require Volatile Analysis?	<input checked="" type="checkbox"/>	<input type="checkbox"/>	<input type="checkbox"/>	If Yes, are Encores or Soil Kits present for solids? Yes ___ No ___ NA ___ (If yes, take to VOA Freezer)
				Do liquid VOA vials contain acid preservation? Yes ___ No ___ NA ___ (If unknown, select No)
				Are liquid VOA vials free of headspace? Yes ___ No ___ NA ___
8 Samples received within holding time?	<input checked="" type="checkbox"/>	<input type="checkbox"/>	<input type="checkbox"/>	ID's and tests affected:
9 Sample ID's on COC match ID's on bottles?	<input checked="" type="checkbox"/>	<input type="checkbox"/>	<input type="checkbox"/>	ID's and containers affected:
10 Date & time on COC match date & time on bottles?	<input checked="" type="checkbox"/>	<input type="checkbox"/>	<input type="checkbox"/>	Circle Applicable: No dates on containers No times on containers COC missing info Other (describe)
11 Number of containers received match number indicated on COC?	<input checked="" type="checkbox"/>	<input type="checkbox"/>	<input type="checkbox"/>	Circle Applicable: No container count on COC Other (describe)
12 Are sample containers identifiable as GEL provided by use of GEL labels?	<input checked="" type="checkbox"/>	<input type="checkbox"/>	<input type="checkbox"/>	<u>client and GEL labels</u>
13 COC form is properly signed in relinquished/received sections?	<input checked="" type="checkbox"/>	<input type="checkbox"/>	<input type="checkbox"/>	Circle Applicable: Not relinquished Other (describe)

Comments (Use Continuation Form if needed):

List of current GEL Certifications as of 13 March 2024

State	Certification
Alabama	42200
Alaska	17-018
Alaska Drinking Water	SC00012
Arkansas	88-00651
CLIA	42D0904046
California	2940
Colorado	SC00012
Connecticut	PH-0169
DoD ELAP/ ISO17025 A2LA	2567.01
Florida NELAP	E87156
Foreign Soils Permit	P330-15-00283, P330-15-00253
Georgia	SC00012
Georgia SDWA	967
Hawaii	SC00012
Idaho	SC00012
Illinois NELAP	200029
Indiana	C-SC-01
Kansas NELAP	E-10332
Kentucky SDWA	KY90129
Kentucky Wastewater	KY90129
Louisiana Drinking Water	LA024
Louisiana NELAP	03046 (AI33904)
Maine	2023019
Maryland	270
Massachusetts	M-SC012
Massachusetts PFAS Approv	Letter
Michigan	9976
Mississippi	SC00012
Nebraska	NE-OS-26-13
Nevada	SC000122024-05
New Hampshire NELAP	2054
New Jersey NELAP	SC002
New Mexico	SC00012
New York NELAP	11501
North Carolina	233
North Carolina SDWA	45709
North Dakota	R-158
Oklahoma	2023-152
Pennsylvania NELAP	68-00485
Puerto Rico	SC00012
S. Carolina Radiochem	10120002
Sanitation Districts of L	9255651
South Carolina Chemistry	10120001
Tennessee	TN 02934
Texas NELAP	T104704235-23-21
Utah NELAP	SC000122023-38
Vermont	VT87156
Virginia NELAP	460202
Washington	C780

March 19, 2024

Ms. Jeanette Gilmetti
Santee Cooper
P.O. Box 2946101
OCO3
Moncks Corner, South Carolina 29461

Re: ABS Lab Analytical
Work Order: 656481

Dear Ms. Gilmetti:

GEL Laboratories, LLC (GEL) appreciates the opportunity to provide the enclosed analytical results for the sample(s) we received on February 23, 2024. This original data report has been prepared and reviewed in accordance with GEL's standard operating procedures.

The samples were delivered with proper chain of custody documentation and signatures. All sample containers arrived without any visible signs of tampering or breakage. The client labels were swapped on the containers. The client was notified and confirmed that the GEL labels were correct 656481011(AF90628), 656481012(AF90629).


Test results for NELAP or ISO 17025 accredited tests are verified to meet the requirements of those standards, with any exceptions noted. The results reported relate only to the items tested and to the sample as received by the laboratory. These results may not be reproduced except as full reports without approval by the laboratory. Copies of GEL's accreditations and certifications can be found on our website at www.gel.com.

Our policy is to provide high quality, personalized analytical services to enable you to meet your analytical needs on time every time. We trust that you will find everything in order and to your satisfaction. If you have any questions, please do not hesitate to call me at (843) 556-8171, ext. 4289.

Sincerely,

Jordan Melton for
Julie Robinson
Project Manager

Purchase Order: 398684
Enclosures



GEL LABORATORIES LLC

2040 Savage Road Charleston SC 29407 - (843) 556-8171 - www.gel.com

Certificate of Analysis Report for

SOOP001 Santee Cooper

Client SDG: 656481 GEL Work Order: 656481

The Qualifiers in this report are defined as follows:

- * A quality control analyte recovery is outside of specified acceptance criteria
- ** Analyte is a Tracer compound
- ** Analyte is a surrogate compound
- U Analyte was analyzed for, but not detected above the MDL, MDA, MDC or LOD.

Where the analytical method has been performed under NELAP certification, the analysis has met all of the requirements of the NELAC standard unless qualified on the Certificate of Analysis.

The designation ND, if present, appears in the result column when the analyte concentration is not detected above the limit as defined in the 'U' qualifier above.

This data report has been prepared and reviewed in accordance with GEL Laboratories LLC standard operating procedures. Please direct any questions to your Project Manager, Julie Robinson.

Reviewed by

Jordan Melton

GEL LABORATORIES LLC

2040 Savage Road Charleston SC 29407 - (843) 556-8171 - www.gel.com

Certificate of Analysis

Report Date: March 19, 2024

Company : Santee Cooper
Address : P.O. Box 2946101
OCO3
Moncks Corner, South Carolina 29461
Contact: Ms. Jeanette Gilmetti
Project: ABS Lab Analytical

Client Sample ID:	AF90610	Project:	SOOP00119
Sample ID:	656481001	Client ID:	SOOP001
Matrix:	GW		
Collect Date:	21-FEB-24 10:15		
Receive Date:	23-FEB-24		
Collector:	Client		

Parameter	Qualifier	Result	DL	RL	Units	PF	DF	Analyst	Date	Time	Batch	Method
-----------	-----------	--------	----	----	-------	----	----	---------	------	------	-------	--------

Notes:

Column headers are defined as follows:

DF: Dilution Factor	Lc/LC: Critical Level
DL: Detection Limit	PF: Prep Factor
MDA: Minimum Detectable Activity	RL: Reporting Limit
MDC: Minimum Detectable Concentration	SQL: Sample Quantitation Limit

GEL LABORATORIES LLC

2040 Savage Road Charleston, SC 29407 - (843) 556-8171 - www.gel.com

QC Summary

Report Date: March 19, 2024

Page 1 of 1

Santee Cooper
P.O. Box 2946101
OCO3
Moncks Corner, South Carolina

Contact: Ms. Jeanette Gilmetti

Workorder: 656481

Parmname	NOM	Sample	Qual	QC	Units	RPD%	REC%	Range	Anlst	Date	Time
----------	-----	--------	------	----	-------	------	------	-------	-------	------	------

Notes:

The Qualifiers in this report are defined as follows:

- U Analyte was analyzed for, but not detected above the MDL, MDA, MDC or LOD.
- J Value is estimated
- X Consult Case Narrative, Data Summary package, or Project Manager concerning this qualifier
- H Analytical holding time was exceeded
- < Result is less than value reported
- > Result is greater than value reported
- h Preparation or preservation holding time was exceeded
- R Sample results are rejected
- ^ RPD of sample and duplicate evaluated using +/-RL. Concentrations are <5X the RL. Qualifier Not Applicable for Radiochemistry.
- N/A RPD or %Recovery limits do not apply.
- ND Analyte concentration is not detected above the detection limit
- NJ Consult Case Narrative, Data Summary package, or Project Manager concerning this qualifier
- Q One or more quality control criteria have not been met. Refer to the applicable narrative or DER.
- N1 See case narrative
- J See case narrative for an explanation

N/A indicates that spike recovery limits do not apply when sample concentration exceeds spike conc. by a factor of 4 or more or %RPD not applicable.

^ The Relative Percent Difference (RPD) obtained from the sample duplicate (DUP) is evaluated against the acceptance criteria when the sample is greater than five times (5X) the contract required detection limit (RL). In cases where either the sample or duplicate value is less than 5X the RL, a control limit of +/- the RL is used to evaluate the DUP result.

* Indicates that a Quality Control parameter was not within specifications.

For PS, PSD, and SDILT results, the values listed are the measured amounts, not final concentrations.

Where the analytical method has been performed under NELAP certification, the analysis has met all of the requirements of the NELAC standard unless qualified on the QC Summary.

GEL LABORATORIES LLC

2040 Savage Road Charleston SC 29407 - (843) 556-8171 - www.gel.com

Certificate of Analysis

Report Date: March 19, 2024

Company : Santee Cooper
Address : P.O. Box 2946101
OCO3
Moncks Corner, South Carolina 29461
Contact: Ms. Jeanette Gilmetti
Project: ABS Lab Analytical

Client Sample ID: AF90610 Project: SOOP00119
Sample ID: 656481001 Client ID: SOOP001
Matrix: GW
Collect Date: 21-FEB-24 10:15
Receive Date: 23-FEB-24
Collector: Client

Parameter	Qualifier	Result	Uncertainty	MDC	RL	Units	PF	DF	Analyst	Date	Time Batch	Method
Rad Gas Flow Proportional Counting												
GFPC, Ra228, Liquid "As Received"												
Radium-228		2.17	+/-1.36	2.10	3.00	pCi/L			JE1	03/13/24	1045 2575958	1
Rad Radium-226												
Lucas Cell, Ra226, Liquid "As Received"												
Radium-226		0.987	+/-0.402	0.302	1.00	pCi/L			MJ2	03/17/24	0838 2574135	2

The following Analytical Methods were performed:

Method	Description	Analyst Comments
1	EPA 904.0/SW846 9320 Modified	
2	EPA 903.1 Modified	

Surrogate/Tracer Recovery	Test	Result	Nominal	Recovery%	Acceptable Limits
Barium-133 Tracer	GFPC, Ra228, Liquid "As Received"			85.6	(15%-125%)

Notes:

Counting Uncertainty is calculated at the 95% confidence level (1.96-sigma).

Column headers are defined as follows:

DF: Dilution Factor Lc/LC: Critical Level
DL: Detection Limit PF: Prep Factor
MDA: Minimum Detectable Activity RL: Reporting Limit
MDC: Minimum Detectable Concentration SQL: Sample Quantitation Limit

GEL LABORATORIES LLC

2040 Savage Road Charleston SC 29407 - (843) 556-8171 - www.gel.com

Certificate of Analysis

Report Date: March 19, 2024

Company : Santee Cooper
 Address : P.O. Box 2946101
 OCO3
 Moncks Corner, South Carolina 29461
 Contact: Ms. Jeanette Gilmetti
 Project: ABS Lab Analytical

Client Sample ID: AF90631	Project: SOOP00119
Sample ID: 656481002	Client ID: SOOP001
Matrix: GW	
Collect Date: 21-FEB-24 11:03	
Receive Date: 23-FEB-24	
Collector: Client	

Parameter	Qualifier	Result	Uncertainty	MDC	RL	Units	PF	DF	Analyst	Date	Time	Batch	Method
Rad Gas Flow Proportional Counting													
GFPC, Ra228, Liquid "As Received"													
Radium-228		2.04	+/-1.11	1.64	3.00	pCi/L		JE1	03/13/24	1045	2575958		1
Rad Radium-226													
Lucas Cell, Ra226, Liquid "As Received"													
Radium-226		2.88	+/-0.768	0.647	1.00	pCi/L		MJ2	03/17/24	0838	2574135		2

The following Analytical Methods were performed:

Method	Description	Analyst Comments
1	EPA 904.0/SW846 9320 Modified	
2	EPA 903.1 Modified	

Surrogate/Tracer Recovery	Test	Result	Nominal	Recovery%	Acceptable Limits
Barium-133 Tracer	GFPC, Ra228, Liquid "As Received"			84.2	(15%-125%)

Notes:

Counting Uncertainty is calculated at the 95% confidence level (1.96-sigma).

Column headers are defined as follows:

DF: Dilution Factor	Lc/LC: Critical Level
DL: Detection Limit	PF: Prep Factor
MDA: Minimum Detectable Activity	RL: Reporting Limit
MDC: Minimum Detectable Concentration	SQL: Sample Quantitation Limit

GEL LABORATORIES LLC

2040 Savage Road Charleston SC 29407 - (843) 556-8171 - www.gel.com

Certificate of Analysis

Report Date: March 19, 2024

Company : Santee Cooper
 Address : P.O. Box 2946101
 OCO3
 Moncks Corner, South Carolina 29461
 Contact: Ms. Jeanette Gilmetti
 Project: ABS Lab Analytical

Client Sample ID: AF90615	Project: SOOP00119
Sample ID: 656481003	Client ID: SOOP001
Matrix: GW	
Collect Date: 20-FEB-24 11:13	
Receive Date: 23-FEB-24	
Collector: Client	

Parameter	Qualifier	Result	Uncertainty	MDC	RL	Units	PF	DF	Analyst	Date	Time	Batch	Method
Rad Gas Flow Proportional Counting													
GFPC, Ra228, Liquid "As Received"													
Radium-228	U	-1.32	+/-0.870	1.89	3.00	pCi/L		JE1	03/13/24	1045	2575958		1
Rad Radium-226													
Lucas Cell, Ra226, Liquid "As Received"													
Radium-226		1.91	+/-0.631	0.560	1.00	pCi/L		MJ2	03/17/24	0838	2574135		2

The following Analytical Methods were performed:

Method	Description	Analyst Comments
1	EPA 904.0/SW846 9320 Modified	
2	EPA 903.1 Modified	

Surrogate/Tracer Recovery	Test	Result	Nominal	Recovery%	Acceptable Limits
Barium-133 Tracer	GFPC, Ra228, Liquid "As Received"			88.1	(15%-125%)

Notes:

Counting Uncertainty is calculated at the 95% confidence level (1.96-sigma).

Column headers are defined as follows:

DF: Dilution Factor	Lc/LC: Critical Level
DL: Detection Limit	PF: Prep Factor
MDA: Minimum Detectable Activity	RL: Reporting Limit
MDC: Minimum Detectable Concentration	SQL: Sample Quantitation Limit

GEL LABORATORIES LLC

2040 Savage Road Charleston SC 29407 - (843) 556-8171 - www.gel.com

Certificate of Analysis

Report Date: March 19, 2024

Company : Santee Cooper
Address : P.O. Box 2946101
OCO3
Moncks Corner, South Carolina 29461
Contact: Ms. Jeanette Gilmetti
Project: ABS Lab Analytical

Client Sample ID: AF90614 Project: SOOP00119
Sample ID: 656481004 Client ID: SOOP001
Matrix: GW
Collect Date: 20-FEB-24 13:07
Receive Date: 23-FEB-24
Collector: Client

Parameter	Qualifier	Result	Uncertainty	MDC	RL	Units	PF	DF	Analyst	Date	Time	Batch	Method
Rad Gas Flow Proportional Counting													
GFPC, Ra228, Liquid "As Received"													
Radium-228	U	-2.70	+/-0.807	2.12	3.00	pCi/L			JE1	03/13/24	1045	2575958	1
Rad Radium-226													
Lucas Cell, Ra226, Liquid "As Received"													
Radium-226		6.88	+/-1.16	0.596	1.00	pCi/L			MJ2	03/17/24	0838	2574135	2

The following Analytical Methods were performed:

Method	Description	Analyst Comments
1	EPA 904.0/SW846 9320 Modified	
2	EPA 903.1 Modified	

Surrogate/Tracer Recovery	Test	Result	Nominal	Recovery%	Acceptable Limits
Barium-133 Tracer	GFPC, Ra228, Liquid "As Received"			77.6	(15%-125%)

Notes:

Counting Uncertainty is calculated at the 95% confidence level (1.96-sigma).

Column headers are defined as follows:

DF: Dilution Factor Lc/LC: Critical Level
DL: Detection Limit PF: Prep Factor
MDA: Minimum Detectable Activity RL: Reporting Limit
MDC: Minimum Detectable Concentration SQL: Sample Quantitation Limit

GEL LABORATORIES LLC

2040 Savage Road Charleston SC 29407 - (843) 556-8171 - www.gel.com

Certificate of Analysis

Report Date: March 19, 2024

Company : Santee Cooper
 Address : P.O. Box 2946101
 OCO3
 Moncks Corner, South Carolina 29461
 Contact: Ms. Jeanette Gilmetti
 Project: ABS Lab Analytical

Client Sample ID: AF90617	Project: SOOP00119
Sample ID: 656481005	Client ID: SOOP001
Matrix: GW	
Collect Date: 20-FEB-24 09:51	
Receive Date: 23-FEB-24	
Collector: Client	

Parameter	Qualifier	Result	Uncertainty	MDC	RL	Units	PF	DF	Analyst	Date	Time	Batch	Method
Rad Gas Flow Proportional Counting													
GFPC, Ra228, Liquid "As Received"													
Radium-228	U	-1.48	+/-0.873	2.00	3.00	pCi/L		JE1	03/13/24	1045	2575958		1
Rad Radium-226													
Lucas Cell, Ra226, Liquid "As Received"													
Radium-226		3.90	+/-0.882	0.387	1.00	pCi/L		MJ2	03/17/24	0838	2574135		2

The following Analytical Methods were performed:

Method	Description	Analyst Comments
1	EPA 904.0/SW846 9320 Modified	
2	EPA 903.1 Modified	

Surrogate/Tracer Recovery	Test	Result	Nominal	Recovery%	Acceptable Limits
Barium-133 Tracer	GFPC, Ra228, Liquid "As Received"			77.3	(15%-125%)

Notes:

Counting Uncertainty is calculated at the 95% confidence level (1.96-sigma).

Column headers are defined as follows:

DF: Dilution Factor	Lc/LC: Critical Level
DL: Detection Limit	PF: Prep Factor
MDA: Minimum Detectable Activity	RL: Reporting Limit
MDC: Minimum Detectable Concentration	SQL: Sample Quantitation Limit

GEL LABORATORIES LLC

2040 Savage Road Charleston SC 29407 - (843) 556-8171 - www.gel.com

Certificate of Analysis

Report Date: March 19, 2024

Company : Santee Cooper
 Address : P.O. Box 2946101
 OCO3
 Moncks Corner, South Carolina 29461
 Contact: Ms. Jeanette Gilmetti
 Project: ABS Lab Analytical

Client Sample ID: AF90632	Project: SOOP00119
Sample ID: 656481006	Client ID: SOOP001
Matrix: GW	
Collect Date: 20-FEB-24 14:21	
Receive Date: 23-FEB-24	
Collector: Client	

Parameter	Qualifier	Result	Uncertainty	MDC	RL	Units	PF	DF	Analyst	Date	Time	Batch	Method
Rad Gas Flow Proportional Counting													
GFPC, Ra228, Liquid "As Received"													
Radium-228	U	-3.62	+/-0.859	2.26	3.00	pCi/L		JE1	03/13/24	1045	2575958		1
Rad Radium-226													
Lucas Cell, Ra226, Liquid "As Received"													
Radium-226	U	0.697	+/-0.497	0.717	1.00	pCi/L		MJ2	03/17/24	0910	2574135		2

The following Analytical Methods were performed:

Method	Description	Analyst Comments
1	EPA 904.0/SW846 9320 Modified	
2	EPA 903.1 Modified	

Surrogate/Tracer Recovery	Test	Result	Nominal	Recovery%	Acceptable Limits
Barium-133 Tracer	GFPC, Ra228, Liquid "As Received"			87.2	(15%-125%)

Notes:

Counting Uncertainty is calculated at the 95% confidence level (1.96-sigma).

Column headers are defined as follows:

- | | |
|---------------------------------------|--------------------------------|
| DF: Dilution Factor | Lc/LC: Critical Level |
| DL: Detection Limit | PF: Prep Factor |
| MDA: Minimum Detectable Activity | RL: Reporting Limit |
| MDC: Minimum Detectable Concentration | SQL: Sample Quantitation Limit |

GEL LABORATORIES LLC

2040 Savage Road Charleston SC 29407 - (843) 556-8171 - www.gel.com

Certificate of Analysis

Report Date: March 19, 2024

Company : Santee Cooper
 Address : P.O. Box 2946101
 OCO3
 Moncks Corner, South Carolina 29461
 Contact: Ms. Jeanette Gilmetti
 Project: ABS Lab Analytical

Client Sample ID: AF90611	Project: SOOP00119
Sample ID: 656481007	Client ID: SOOP001
Matrix: GW	
Collect Date: 19-FEB-24 14:15	
Receive Date: 23-FEB-24	
Collector: Client	

Parameter	Qualifier	Result	Uncertainty	MDC	RL	Units	PF	DF	Analyst	Date	Time	Batch	Method
Rad Gas Flow Proportional Counting													
GFPC, Ra228, Liquid "As Received"													
Radium-228		1.85	+/-1.06	1.54	3.00	pCi/L		JE1	03/13/24	1045	2575958		1
Rad Radium-226													
Lucas Cell, Ra226, Liquid "As Received"													
Radium-226		0.552	+/-0.322	0.325	1.00	pCi/L		MJ2	03/17/24	0910	2574135		2

The following Analytical Methods were performed:

Method	Description	Analyst Comments
1	EPA 904.0/SW846 9320 Modified	
2	EPA 903.1 Modified	

Surrogate/Tracer Recovery	Test	Result	Nominal	Recovery%	Acceptable Limits
Barium-133 Tracer	GFPC, Ra228, Liquid "As Received"			72.5	(15%-125%)

Notes:
 Counting Uncertainty is calculated at the 95% confidence level (1.96-sigma).

Column headers are defined as follows:

DF: Dilution Factor	Lc/LC: Critical Level
DL: Detection Limit	PF: Prep Factor
MDA: Minimum Detectable Activity	RL: Reporting Limit
MDC: Minimum Detectable Concentration	SQL: Sample Quantitation Limit

GEL LABORATORIES LLC

2040 Savage Road Charleston SC 29407 - (843) 556-8171 - www.gel.com

Certificate of Analysis

Report Date: March 19, 2024

Company : Santee Cooper
 Address : P.O. Box 2946101
 OCO3
 Moncks Corner, South Carolina 29461
 Contact: Ms. Jeanette Gilmetti
 Project: ABS Lab Analytical

Client Sample ID: AF90612	Project: SOOP00119
Sample ID: 656481008	Client ID: SOOP001
Matrix: GW	
Collect Date: 19-FEB-24 14:20	
Receive Date: 23-FEB-24	
Collector: Client	

Parameter	Qualifier	Result	Uncertainty	MDC	RL	Units	PF	DF	Analyst	Date	Time	Batch	Method
Rad Gas Flow Proportional Counting													
GFPC, Ra228, Liquid "As Received"													
Radium-228	U	1.26	+/-0.899	1.38	3.00	pCi/L		JE1	03/13/24	1045	2575958		1
Rad Radium-226													
Lucas Cell, Ra226, Liquid "As Received"													
Radium-226		1.04	+/-0.525	0.612	1.00	pCi/L		MJ2	03/17/24	0910	2574135		2

The following Analytical Methods were performed:

Method	Description	Analyst Comments
1	EPA 904.0/SW846 9320 Modified	
2	EPA 903.1 Modified	

Surrogate/Tracer Recovery	Test	Result	Nominal	Recovery%	Acceptable Limits
Barium-133 Tracer	GFPC, Ra228, Liquid "As Received"			77.5	(15%-125%)

Notes:

Counting Uncertainty is calculated at the 95% confidence level (1.96-sigma).

Column headers are defined as follows:

DF: Dilution Factor	Lc/LC: Critical Level
DL: Detection Limit	PF: Prep Factor
MDA: Minimum Detectable Activity	RL: Reporting Limit
MDC: Minimum Detectable Concentration	SQL: Sample Quantitation Limit

GEL LABORATORIES LLC

2040 Savage Road Charleston SC 29407 - (843) 556-8171 - www.gel.com

Certificate of Analysis

Report Date: March 19, 2024

Company : Santee Cooper
 Address : P.O. Box 2946101
 OCO3
 Moncks Corner, South Carolina 29461
 Contact: Ms. Jeanette Gilmetti
 Project: ABS Lab Analytical

Client Sample ID: AF90625	Project: SOOP00119
Sample ID: 656481009	Client ID: SOOP001
Matrix: GW	
Collect Date: 15-FEB-24 10:38	
Receive Date: 23-FEB-24	
Collector: Client	

Parameter	Qualifier	Result	Uncertainty	MDC	RL	Units	PF	DF	Analyst	Date	Time	Batch	Method
Rad Gas Flow Proportional Counting													
GFPC, Ra228, Liquid "As Received"													
Radium-228		1.53	+/-0.843	1.16	3.00	pCi/L		JE1	03/13/24	1045	2575958		1
Rad Radium-226													
Lucas Cell, Ra226, Liquid "As Received"													
Radium-226		1.74	+/-0.545	0.325	1.00	pCi/L		MJ2	03/17/24	0910	2574135		2

The following Analytical Methods were performed:

Method	Description	Analyst Comments
1	EPA 904.0/SW846 9320 Modified	
2	EPA 903.1 Modified	

Surrogate/Tracer Recovery	Test	Result	Nominal	Recovery%	Acceptable Limits
Barium-133 Tracer	GFPC, Ra228, Liquid "As Received"			87.2	(15%-125%)

Notes:

Counting Uncertainty is calculated at the 95% confidence level (1.96-sigma).

Column headers are defined as follows:

DF: Dilution Factor	Lc/LC: Critical Level
DL: Detection Limit	PF: Prep Factor
MDA: Minimum Detectable Activity	RL: Reporting Limit
MDC: Minimum Detectable Concentration	SQL: Sample Quantitation Limit

GEL LABORATORIES LLC

2040 Savage Road Charleston SC 29407 - (843) 556-8171 - www.gel.com

Certificate of Analysis

Report Date: March 19, 2024

Company : Santee Cooper
 Address : P.O. Box 2946101
 OCO3
 Moncks Corner, South Carolina 29461
 Contact: Ms. Jeanette Gilmetti
 Project: ABS Lab Analytical

Client Sample ID: AF90613	Project: SOOP00119
Sample ID: 656481010	Client ID: SOOP001
Matrix: GW	
Collect Date: 15-FEB-24 13:31	
Receive Date: 23-FEB-24	
Collector: Client	

Parameter	Qualifier	Result	Uncertainty	MDC	RL	Units	PF	DF	Analyst	Date	Time	Batch	Method
Rad Gas Flow Proportional Counting													
GFPC, Ra228, Liquid "As Received"													
Radium-228	U	-0.280	+/-0.836	1.66	3.00	pCi/L		JE1	03/13/24	1045	2575958		1
Rad Radium-226													
Lucas Cell, Ra226, Liquid "As Received"													
Radium-226		1.02	+/-0.414	0.311	1.00	pCi/L		MJ2	03/17/24	0910	2574135		2

The following Analytical Methods were performed:

Method	Description	Analyst Comments
1	EPA 904.0/SW846 9320 Modified	
2	EPA 903.1 Modified	

Surrogate/Tracer Recovery	Test	Result	Nominal	Recovery%	Acceptable Limits
Barium-133 Tracer	GFPC, Ra228, Liquid "As Received"			81.5	(15%-125%)

Notes:

Counting Uncertainty is calculated at the 95% confidence level (1.96-sigma).

Column headers are defined as follows:

DF: Dilution Factor	Lc/LC: Critical Level
DL: Detection Limit	PF: Prep Factor
MDA: Minimum Detectable Activity	RL: Reporting Limit
MDC: Minimum Detectable Concentration	SQL: Sample Quantitation Limit

GEL LABORATORIES LLC

2040 Savage Road Charleston SC 29407 - (843) 556-8171 - www.gel.com

Certificate of Analysis

Report Date: March 19, 2024

Company : Santee Cooper
Address : P.O. Box 2946101
OCO3
Moncks Corner, South Carolina 29461
Contact: Ms. Jeanette Gilmetti
Project: ABS Lab Analytical

Client Sample ID: AF90628 Project: SOOP00119
Sample ID: 656481011 Client ID: SOOP001
Matrix: GW
Collect Date: 19-FEB-24 09:44
Receive Date: 23-FEB-24
Collector: Client

Parameter	Qualifier	Result	Uncertainty	MDC	RL	Units	PF	DF	Analyst	Date	Time	Batch	Method
Rad Gas Flow Proportional Counting													
GFPC, Ra228, Liquid "As Received"													
Radium-228	U	-5.48	+/-0.846	2.60	3.00	pCi/L		JE1	03/13/24	1045	2575958		1
Rad Radium-226													
Lucas Cell, Ra226, Liquid "As Received"													
Radium-226		0.853	+/-0.429	0.500	1.00	pCi/L		MJ2	03/17/24	0910	2574135		2

The following Analytical Methods were performed:

Method	Description	Analyst Comments
1	EPA 904.0/SW846 9320 Modified	
2	EPA 903.1 Modified	

Surrogate/Tracer Recovery	Test	Result	Nominal	Recovery%	Acceptable Limits
Barium-133 Tracer	GFPC, Ra228, Liquid "As Received"			77.3	(15%-125%)

Notes:

Counting Uncertainty is calculated at the 95% confidence level (1.96-sigma).

Column headers are defined as follows:

DF: Dilution Factor Lc/LC: Critical Level
DL: Detection Limit PF: Prep Factor
MDA: Minimum Detectable Activity RL: Reporting Limit
MDC: Minimum Detectable Concentration SQL: Sample Quantitation Limit

GEL LABORATORIES LLC

2040 Savage Road Charleston SC 29407 - (843) 556-8171 - www.gel.com

Certificate of Analysis

Report Date: March 19, 2024

Company : Santee Cooper
 Address : P.O. Box 2946101
 OCO3
 Moncks Corner, South Carolina 29461
 Contact: Ms. Jeanette Gilmetti
 Project: ABS Lab Analytical

Client Sample ID: AF90629	Project: SOOP00119
Sample ID: 656481012	Client ID: SOOP001
Matrix: GW	
Collect Date: 19-FEB-24 09:49	
Receive Date: 23-FEB-24	
Collector: Client	

Parameter	Qualifier	Result	Uncertainty	MDC	RL	Units	PF	DF	Analyst	Date	Time	Batch	Method
Rad Gas Flow Proportional Counting													
GFPC, Ra228, Liquid "As Received"													
Radium-228	U	0.0686	+/-0.839	1.57	3.00	pCi/L		JE1	03/13/24	1046	2575958		1
Rad Radium-226													
Lucas Cell, Ra226, Liquid "As Received"													
Radium-226		0.741	+/-0.503	0.711	1.00	pCi/L		MJ2	03/17/24	0910	2574135		2

The following Analytical Methods were performed:

Method	Description	Analyst Comments
1	EPA 904.0/SW846 9320 Modified	
2	EPA 903.1 Modified	

Surrogate/Tracer Recovery	Test	Result	Nominal	Recovery%	Acceptable Limits
Barium-133 Tracer	GFPC, Ra228, Liquid "As Received"			83	(15%-125%)

Notes:

Counting Uncertainty is calculated at the 95% confidence level (1.96-sigma).

Column headers are defined as follows:

DF: Dilution Factor	Lc/LC: Critical Level
DL: Detection Limit	PF: Prep Factor
MDA: Minimum Detectable Activity	RL: Reporting Limit
MDC: Minimum Detectable Concentration	SQL: Sample Quantitation Limit

GEL LABORATORIES LLC

2040 Savage Road Charleston SC 29407 - (843) 556-8171 - www.gel.com

Certificate of Analysis

Report Date: March 19, 2024

Company : Santee Cooper
 Address : P.O. Box 2946101
 OCO3
 Moncks Corner, South Carolina 29461
 Contact: Ms. Jeanette Gilmetti
 Project: ABS Lab Analytical

Client Sample ID: AF90627	Project: SOOP00119
Sample ID: 656481013	Client ID: SOOP001
Matrix: GW	
Collect Date: 19-FEB-24 11:05	
Receive Date: 23-FEB-24	
Collector: Client	

Parameter	Qualifier	Result	Uncertainty	MDC	RL	Units	PF	DF	Analyst	Date	Time	Batch	Method
Rad Gas Flow Proportional Counting													
GFPC, Ra228, Liquid "As Received"													
Radium-228	U	-0.281	+/-0.669	1.40	3.00	pCi/L		JE1	03/13/24	1046	2575958		1
Rad Radium-226													
Lucas Cell, Ra226, Liquid "As Received"													
Radium-226		1.72	+/-0.651	0.712	1.00	pCi/L		MJ2	03/17/24	0910	2574135		2

The following Analytical Methods were performed:

Method	Description	Analyst Comments
1	EPA 904.0/SW846 9320 Modified	
2	EPA 903.1 Modified	

Surrogate/Tracer Recovery	Test	Result	Nominal	Recovery%	Acceptable Limits
Barium-133 Tracer	GFPC, Ra228, Liquid "As Received"			76.8	(15%-125%)

Notes:

Counting Uncertainty is calculated at the 95% confidence level (1.96-sigma).

Column headers are defined as follows:

DF: Dilution Factor	Lc/LC: Critical Level
DL: Detection Limit	PF: Prep Factor
MDA: Minimum Detectable Activity	RL: Reporting Limit
MDC: Minimum Detectable Concentration	SQL: Sample Quantitation Limit

GEL LABORATORIES LLC

2040 Savage Road Charleston SC 29407 - (843) 556-8171 - www.gel.com

Certificate of Analysis

Report Date: March 19, 2024

Company : Santee Cooper
Address : P.O. Box 2946101
OCO3
Moncks Corner, South Carolina 29461
Contact: Ms. Jeanette Gilmetti
Project: ABS Lab Analytical

Client Sample ID: AF90626 Project: SOOP00119
Sample ID: 656481014 Client ID: SOOP001
Matrix: GW
Collect Date: 19-FEB-24 12:49
Receive Date: 23-FEB-24
Collector: Client

Parameter	Qualifier	Result	Uncertainty	MDC	RL	Units	PF	DF	Analyst	Date	Time	Batch	Method
Rad Gas Flow Proportional Counting													
GFPC, Ra228, Liquid "As Received"													
Radium-228	U	-0.867	+/-0.665	1.56	3.00	pCi/L		JE1	03/13/24	1046	2575958		1
Rad Radium-226													
Lucas Cell, Ra226, Liquid "As Received"													
Radium-226		0.563	+/-0.362	0.392	1.00	pCi/L		MJ2	03/17/24	0943	2574135		2

The following Analytical Methods were performed:

Method	Description	Analyst Comments
1	EPA 904.0/SW846 9320 Modified	
2	EPA 903.1 Modified	

Surrogate/Tracer Recovery	Test	Result	Nominal	Recovery%	Acceptable Limits
Barium-133 Tracer	GFPC, Ra228, Liquid "As Received"			73.8	(15%-125%)

Notes:

Counting Uncertainty is calculated at the 95% confidence level (1.96-sigma).

Column headers are defined as follows:

DF: Dilution Factor Lc/LC: Critical Level
DL: Detection Limit PF: Prep Factor
MDA: Minimum Detectable Activity RL: Reporting Limit
MDC: Minimum Detectable Concentration SQL: Sample Quantitation Limit

GEL LABORATORIES LLC

2040 Savage Road Charleston SC 29407 - (843) 556-8171 - www.gel.com

Certificate of Analysis

Report Date: March 19, 2024

Company : Santee Cooper
Address : P.O. Box 2946101
OCO3
Moncks Corner, South Carolina 29461
Contact: Ms. Jeanette Gilmetti
Project: ABS Lab Analytical

Client Sample ID: AF90630 Project: SOOP00119
Sample ID: 656481015 Client ID: SOOP001
Matrix: GW
Collect Date: 15-FEB-24 11:25
Receive Date: 23-FEB-24
Collector: Client

Parameter	Qualifier	Result	Uncertainty	MDC	RL	Units	PF	DF	Analyst	Date	Time	Batch	Method
Rad Gas Flow Proportional Counting													
GFPC, Ra228, Liquid "As Received"													
Radium-228	U	-2.47	+/-0.972	2.22	3.00	pCi/L		JE1	03/13/24	1046	2575958		1
Rad Radium-226													
Lucas Cell, Ra226, Liquid "As Received"													
Radium-226		1.74	+/-0.638	0.703	1.00	pCi/L		MJ2	03/17/24	0943	2574135		2

The following Analytical Methods were performed:

Method	Description	Analyst Comments
1	EPA 904.0/SW846 9320 Modified	
2	EPA 903.1 Modified	

Surrogate/Tracer Recovery	Test	Result	Nominal	Recovery%	Acceptable Limits
Barium-133 Tracer	GFPC, Ra228, Liquid "As Received"			86.4	(15%-125%)

Notes:

Counting Uncertainty is calculated at the 95% confidence level (1.96-sigma).

Column headers are defined as follows:

DF: Dilution Factor Lc/LC: Critical Level
DL: Detection Limit PF: Prep Factor
MDA: Minimum Detectable Activity RL: Reporting Limit
MDC: Minimum Detectable Concentration SQL: Sample Quantitation Limit

GEL LABORATORIES LLC

2040 Savage Road Charleston SC 29407 - (843) 556-8171 - www.gel.com

Certificate of Analysis

Report Date: March 19, 2024

Company : Santee Cooper
 Address : P.O. Box 2946101
 OCO3
 Moncks Corner, South Carolina 29461
 Contact: Ms. Jeanette Gilmetti
 Project: ABS Lab Analytical

Client Sample ID: AF90623	Project: SOOP00119
Sample ID: 656481016	Client ID: SOOP001
Matrix: GW	
Collect Date: 15-FEB-24 12:20	
Receive Date: 23-FEB-24	
Collector: Client	

Parameter	Qualifier	Result	Uncertainty	MDC	RL	Units	PF	DF	Analyst	Date	Time	Batch	Method
Rad Gas Flow Proportional Counting													
GFPC, Ra228, Liquid "As Received"													
Radium-228		1.67	+/-0.985	1.46	3.00	pCi/L		JE1	03/13/24	1046	2575958		1
Rad Radium-226													
Lucas Cell, Ra226, Liquid "As Received"													
Radium-226		0.581	+/-0.355	0.371	1.00	pCi/L		MJ2	03/17/24	0943	2574135		2

The following Analytical Methods were performed:

Method	Description	Analyst Comments
1	EPA 904.0/SW846 9320 Modified	
2	EPA 903.1 Modified	

Surrogate/Tracer Recovery	Test	Result	Nominal	Recovery%	Acceptable Limits
Barium-133 Tracer	GFPC, Ra228, Liquid "As Received"			87.5	(15%-125%)

Notes:

Counting Uncertainty is calculated at the 95% confidence level (1.96-sigma).

Column headers are defined as follows:

DF: Dilution Factor	Lc/LC: Critical Level
DL: Detection Limit	PF: Prep Factor
MDA: Minimum Detectable Activity	RL: Reporting Limit
MDC: Minimum Detectable Concentration	SQL: Sample Quantitation Limit

GEL LABORATORIES LLC

2040 Savage Road Charleston SC 29407 - (843) 556-8171 - www.gel.com

Certificate of Analysis

Report Date: March 19, 2024

Company : Santee Cooper
Address : P.O. Box 2946101
OCO3
Moncks Corner, South Carolina 29461
Contact: Ms. Jeanette Gilmetti
Project: ABS Lab Analytical

Client Sample ID: AF90633 Project: SOOP00119
Sample ID: 656481017 Client ID: SOOP001
Matrix: GW
Collect Date: 15-FEB-24 14:12
Receive Date: 23-FEB-24
Collector: Client

Parameter	Qualifier	Result	Uncertainty	MDC	RL	Units	PF	DF	Analyst	Date	Time Batch	Method
Rad Gas Flow Proportional Counting												
GFPC, Ra228, Liquid "As Received"												
Radium-228	U	0.882	+/-0.750	1.19	3.00	pCi/L		JE1	03/13/24	1046	2575958	1
Rad Radium-226												
Lucas Cell, Ra226, Liquid "As Received"												
Radium-226		0.472	+/-0.308	0.377	1.00	pCi/L		MJ2	03/17/24	0943	2574135	2

The following Analytical Methods were performed:

Method	Description	Analyst Comments
1	EPA 904.0/SW846 9320 Modified	
2	EPA 903.1 Modified	

Surrogate/Tracer Recovery	Test	Result	Nominal	Recovery%	Acceptable Limits
Barium-133 Tracer	GFPC, Ra228, Liquid "As Received"			83.8	(15%-125%)

Notes:

Counting Uncertainty is calculated at the 95% confidence level (1.96-sigma).

Column headers are defined as follows:

DF: Dilution Factor Lc/LC: Critical Level
DL: Detection Limit PF: Prep Factor
MDA: Minimum Detectable Activity RL: Reporting Limit
MDC: Minimum Detectable Concentration SQL: Sample Quantitation Limit

GEL LABORATORIES LLC

2040 Savage Road Charleston, SC 29407 - (843) 556-8171 - www.gel.com

QC Summary

Report Date: March 19, 2024

Page 1 of 2

Santee Cooper
P.O. Box 2946101
OCO3
Moncks Corner, South Carolina
Contact: Ms. Jeanette Gilmetti

Workorder: 656481

Parmname	NOM	Sample	Qual	QC	Units	RPD%	REC%	Range	Anlst	Date	Time
Rad Gas Flow											
Batch	2575958										
QC1205664335	656481001	DUP									
Radium-228		2.17	U	1.13	pCi/L	62.7		(0% - 100%)	JE1	03/13/24	10:46
	Uncertainty	+/-1.36		+/-0.775							
QC1205664336	LCS										
Radium-228	73.4			59.4	pCi/L		80.9	(75%-125%)		03/13/24	10:46
	Uncertainty			+/-3.74							
QC1205664334	MB										
Radium-228			U	0.782	pCi/L					03/13/24	10:46
	Uncertainty			+/-0.753							
Rad Ra-226											
Batch	2574135										
QC1205661277	656481001	DUP									
Radium-226		0.987		1.33	pCi/L	29.9		(0% - 100%)	MJ2	03/17/24	09:43
	Uncertainty	+/-0.402		+/-0.520							
QC1205661279	LCS										
Radium-226	26.9			20.9	pCi/L		77.5	(75%-125%)		03/17/24	09:43
	Uncertainty			+/-1.99							
QC1205661276	MB										
Radium-226			U	0.000	pCi/L					03/17/24	09:43
	Uncertainty			+/-0.264							
QC1205661278	656481001	MS									
Radium-226	131	0.987		104	pCi/L		78.8	(75%-125%)		03/17/24	09:43
	Uncertainty	+/-0.402		+/-9.80							

- Notes:**
- Counting Uncertainty is calculated at the 95% confidence level (1.96-sigma).
 - The Qualifiers in this report are defined as follows:
 - U Analyte was analyzed for, but not detected above the MDL, MDA, MDC or LOD.
 - J Value is estimated
 - X Consult Case Narrative, Data Summary package, or Project Manager concerning this qualifier
 - H Analytical holding time was exceeded
 - < Result is less than value reported

GEL LABORATORIES LLC

2040 Savage Road Charleston, SC 29407 - (843) 556-8171 - www.gel.com

QC Summary

Workorder: 656481

Page 2 of 2

Parmname	NOM	Sample	Qual	QC	Units	RPD%	REC%	Range	Anlst	Date	Time
>											
UI											
BD											
h											
R											
^											
N/A											
ND											
M											
NJ											
FA											
UJ											
Q											
K											
UL											
L											
NI											
Y											
**											
M											
J											

N/A indicates that spike recovery limits do not apply when sample concentration exceeds spike conc. by a factor of 4 or more or %RPD not applicable.

^ The Relative Percent Difference (RPD) obtained from the sample duplicate (DUP) is evaluated against the acceptance criteria when the sample is greater than five times (5X) the contract required detection limit (RL). In cases where either the sample or duplicate value is less than 5X the RL, a control limit of +/- the RL is used to evaluate the DUP result.

* Indicates that a Quality Control parameter was not within specifications.

For PS, PSD, and SDILT results, the values listed are the measured amounts, not final concentrations.

Where the analytical method has been performed under NELAP certification, the analysis has met all of the requirements of the NELAC standard unless qualified on the QC Summary.

Technical Case Narrative
Santee Cooper
SDG #: 656481

Radiochemistry

Product: GFPC, Ra228, Liquid

Analytical Method: EPA 904.0/SW846 9320 Modified

Analytical Procedure: GL-RAD-A-063 REV# 5

Analytical Batch: 2575958

The following samples were analyzed using the above methods and analytical procedure(s).

<u>GEL Sample ID#</u>	<u>Client Sample Identification</u>
656481001	AF90610
656481002	AF90631
656481003	AF90615
656481004	AF90614
656481005	AF90617
656481006	AF90632
656481007	AF90611
656481008	AF90612
656481009	AF90625
656481010	AF90613
656481011	AF90628
656481012	AF90629
656481013	AF90627
656481014	AF90626
656481015	AF90630
656481016	AF90623
656481017	AF90633
1205664334	Method Blank (MB)
1205664335	656481001(AF90610) Sample Duplicate (DUP)
1205664336	Laboratory Control Sample (LCS)

The samples in this SDG were analyzed on an "as received" basis.

Data Summary:

All sample data provided in this report met the acceptance criteria specified in the analytical methods and procedures for initial calibration, continuing calibration, instrument controls and process controls where applicable, with the following exceptions.

Preparation Information

Homogenous Matrix

Samples 1205664335 (AF90610DUP), 656481001 (AF90610) and 656481004 (AF90614) were non-homogenous matrix. slightly yellow 1205664335 (AF90610DUP), 656481001 (AF90610) and 656481004 (AF90614).

Technical Information

Negative > 3 sigma TPU

Sample results were more negative than the three sigma TPU. The background control charts were examined and the

detectors were determined to be fully functional.

Sample	Analyte	Value
656481004 (AF90614)	Radium-228	Negative Result > 3 sigma value
656481005 (AF90617)	Radium-228	Negative Result > 3 sigma value
656481006 (AF90632)	Radium-228	Negative Result > 3 sigma value
656481011 (AF90628)	Radium-228	Negative Result > 3 sigma value
656481015 (AF90630)	Radium-228	Negative Result > 3 sigma value

Product: Lucas Cell, Ra226, Liquid

Analytical Method: EPA 903.1 Modified

Analytical Procedure: GL-RAD-A-008 REV# 15

Analytical Batch: 2574135

The following samples were analyzed using the above methods and analytical procedure(s).

<u>GEL Sample ID#</u>	<u>Client Sample Identification</u>
656481001	AF90610
656481002	AF90631
656481003	AF90615
656481004	AF90614
656481005	AF90617
656481006	AF90632
656481007	AF90611
656481008	AF90612
656481009	AF90625
656481010	AF90613
656481011	AF90628
656481012	AF90629
656481013	AF90627
656481014	AF90626
656481015	AF90630
656481016	AF90623
656481017	AF90633
1205661276	Method Blank (MB)
1205661277	656481001(AF90610) Sample Duplicate (DUP)
1205661278	656481001(AF90610) Matrix Spike (MS)
1205661279	Laboratory Control Sample (LCS)

The samples in this SDG were analyzed on an "as received" basis.

Data Summary:

All sample data provided in this report met the acceptance criteria specified in the analytical methods and procedures for initial calibration, continuing calibration, instrument controls and process controls where applicable, with the following exceptions.

Miscellaneous Information

Additional Comments

The matrix spike, 1205661278 (AF90610MS), aliquot was reduced to conserve sample volume.

Certification Statement

Where the analytical method has been performed under NELAP certification, the analysis has met all of the requirements of the NELAC standard unless otherwise noted in the analytical case narrative.

656481

Contract Lab Info: GEL Contract Lab Due Date (Lab Only): 3 / 25 / 24 Send report to l.williams@santecooper.com & sheri.levy@santecooper.com

Chain of Custody

santee cooper
 Santee Cooper
 One Riverwood Drive
 Moncks Corner, SC 29461
 Phone: (843)761-8000 Ext: 5148
 Fax: (843)761-4175

Customer Email/Report Recipient: _____ Date Results Needed by: _____ Project/Task/Unit #: _____ Rerun request for any flagged QC

LINDA.WILLIAMS@santecooper.com / / 125915 / JMO2.09.G01.1 / 36500 (Yes) No

Analysis Group

Labworks ID # (Internal use only)	Sample Location/ Description	Collection Date	Collection Time	Sample Collector	Total # of containers	Bottle type: (Glass- G/Plastic-P)	Grab (G) or Composite (C)	Matrix(see below)	Preservative (see below)	Comments		
AF90610	WAP-13	2/21/24	1015	WOK EM	2	P	G	GW	2	• Method # • Reporting limit • Misc. sample info • Any other notes	X	X
1 31	WAP-28	1	1103									
AF90615	WAP-14C	2/20/24	1113									
1 14	WAP-14B	1	1307									
AF90617	WAP-16	1	0951									
1 32	WAP-28R	1	1421									
1 11	WAP-14	2/19/24	1415									
1 12	WAP-14 DUP	1	1420									
1 25	WAP-23	2/15/24	1038									
1 13	WAP-14A	1	1331									

Relinquished by:	Employee#	Date	Time	Received by:	Employee #	Date	Time
<i>[Signature]</i>	36851	2/23/24	0931	<i>[Signature]</i>	GEL	2/23/24	0931
<i>[Signature]</i>	GEL	2/23/24	1530	<i>[Signature]</i>	GEL	2/23/24	1850

Sample Receiving (Internal Use Only)
 TEMP (°C): _____ Initial: _____
 Correct pH: Yes No
 Preservative Lot#: _____
 Date/Time/Init for preservative: _____

METALS (all)	Nutrients	MISC.	Gypsum	Coal	Flyash	Oil
<input type="checkbox"/> Ag <input type="checkbox"/> Cu <input type="checkbox"/> Sb <input type="checkbox"/> Al <input type="checkbox"/> Fe <input type="checkbox"/> Se <input type="checkbox"/> As <input type="checkbox"/> K <input type="checkbox"/> Sn <input type="checkbox"/> B <input type="checkbox"/> Li <input type="checkbox"/> Sr <input type="checkbox"/> Ba <input type="checkbox"/> Mg <input type="checkbox"/> Ti <input type="checkbox"/> Be <input type="checkbox"/> Mn <input type="checkbox"/> Tl <input type="checkbox"/> Ca <input type="checkbox"/> Mo <input type="checkbox"/> V <input type="checkbox"/> Cd <input type="checkbox"/> Na <input type="checkbox"/> Zn <input type="checkbox"/> Co <input type="checkbox"/> Ni <input type="checkbox"/> Hg <input type="checkbox"/> Cr <input type="checkbox"/> Pb <input type="checkbox"/> CrVI	<input type="checkbox"/> TOC <input type="checkbox"/> DOC <input type="checkbox"/> TP/TPO4 <input type="checkbox"/> NH3-N <input type="checkbox"/> F <input type="checkbox"/> Cl <input type="checkbox"/> NO2 <input type="checkbox"/> Br <input type="checkbox"/> NO3 <input type="checkbox"/> SO4	<input type="checkbox"/> BTEX <input type="checkbox"/> Naphthalene <input type="checkbox"/> THM/HAA <input type="checkbox"/> VOC <input type="checkbox"/> Oil & Grease <input type="checkbox"/> E. Coli <input type="checkbox"/> Total Coliform <input type="checkbox"/> pH <input type="checkbox"/> Dissolved As <input type="checkbox"/> Dissolved Fe <input type="checkbox"/> Rad 226 <input type="checkbox"/> Rad 228 <input type="checkbox"/> PCB	<input type="checkbox"/> Wallboard Gypsum(all below) <input type="checkbox"/> AIM <input type="checkbox"/> TOC <input type="checkbox"/> Total metals <input type="checkbox"/> Soluble Metals <input type="checkbox"/> Purity (CaSO4) <input type="checkbox"/> % Moisture <input type="checkbox"/> Sulfites <input type="checkbox"/> pH <input type="checkbox"/> Chlorides <input type="checkbox"/> Particle Size <input type="checkbox"/> Sulfur	<input type="checkbox"/> Ultimate <input type="checkbox"/> % Moisture <input type="checkbox"/> Ash <input type="checkbox"/> Sulfur <input type="checkbox"/> BTUs <input type="checkbox"/> Volatile Matter <input type="checkbox"/> CHN Other Tests: <input type="checkbox"/> XRF Scan <input type="checkbox"/> HGI <input type="checkbox"/> Fineness <input type="checkbox"/> Particulate Matter	<input type="checkbox"/> Ammonia <input type="checkbox"/> LOI <input type="checkbox"/> % Carbon <input type="checkbox"/> Mineral Analysis <input type="checkbox"/> Sieve <input type="checkbox"/> % Moisture NPDES <input type="checkbox"/> Oil & Grease <input type="checkbox"/> As <input type="checkbox"/> TSS	<input type="checkbox"/> Trans. Oil Qual. <input type="checkbox"/> %Moisture <input type="checkbox"/> Color <input type="checkbox"/> Acidity <input type="checkbox"/> Dielectric Strength <input type="checkbox"/> IFT <input type="checkbox"/> Dissolved Gases <input type="checkbox"/> Used Oil <input type="checkbox"/> Flashpoint <input type="checkbox"/> Metals in oil (As,Cd,Cr,Ni,Pb Hg) <input type="checkbox"/> TX <input type="checkbox"/> GOFER

Matrix codes: GW-groundwater, DW-drinking water, SW-surface water, WW-waste water, BW-boiler water, L-limestone, Oil-oil, S-Soil, SL-solid, C-coal, G-gypsum, FA-flyash, BA-bottom ash, M-misc (describe in comment section)
 Preservative code: 1=<4°C 2=HNO3 3=H2SO4 4-HCl 5=Na2S2O3 6-Other (Specify)

Chain of Custody



Santee Cooper
One Riverwood Drive
Moncks Corner, SC 29461
Phone: (843)761-8000 Ext. 5148
Fax: (843)761-4175

Customer Email/Report Recipient:

Date Results Needed by:

Project/Task/Unit #:

Rerun request for any flagged QC

LINDA.WILLIAMS @santecooper.com

125915 / JMO2.09.G81.1 / 36500

No

Analysis Group

Labworks ID # (Internal use only)	Sample Location/ Description	Collection Date	Collection Time	Sample Collector	Total # of containers	Bottle type: (Glass- G/Plastic-P)	Grab (G) or Composite (C)	Matrix(see below)	Preservative (see below)	Comments		
AF90628	WAP-26	2/19/24	0944	WJK EM	2	P	G	GW	2	• Method # • Reporting limit • Misc. sample info • Any other notes	X	X
29	WAP-26 DUP		0949									
27	WAP-25		1105									
26	WAP-24		1249									
AF90630	27	2/15/24	1125								X	X
23	WAF		1220									
	WAP-29		1412									

Relinquished by:	Employee#	Date	Time	Received by:	Employee #	Date	Time
<i>[Signature]</i>	36851	2/23/24	0931	<i>[Signature]</i>	GEL	2/23/24	0931
<i>[Signature]</i>	666	2/23/24	1550	<i>[Signature]</i>	GEL	2/23/24	1550

Sample Receiving (Internal Use Only)
TEMP (°C): _____ Initial: _____
Correct pH: Yes No
Preservative Lot#: _____
Date/Time/Init for preservative: _____

<input type="checkbox"/> METALS (all) <input type="checkbox"/> Ag <input type="checkbox"/> Cu <input type="checkbox"/> Sb <input type="checkbox"/> Al <input type="checkbox"/> Fe <input type="checkbox"/> Se <input type="checkbox"/> As <input type="checkbox"/> K <input type="checkbox"/> Sn <input type="checkbox"/> B <input type="checkbox"/> Li <input type="checkbox"/> Sr <input type="checkbox"/> Ba <input type="checkbox"/> Mg <input type="checkbox"/> Ti <input type="checkbox"/> Be <input type="checkbox"/> Mn <input type="checkbox"/> Tl <input type="checkbox"/> Ca <input type="checkbox"/> Mo <input type="checkbox"/> V <input type="checkbox"/> Cd <input type="checkbox"/> Na <input type="checkbox"/> Zn <input type="checkbox"/> Co <input type="checkbox"/> Ni <input type="checkbox"/> Hg <input type="checkbox"/> Cr <input type="checkbox"/> Pb <input type="checkbox"/> CrVI	Nutrients <input type="checkbox"/> TOC <input type="checkbox"/> DOC <input type="checkbox"/> TP/TPO4 <input type="checkbox"/> NH3-N <input type="checkbox"/> F <input type="checkbox"/> Cl <input type="checkbox"/> NO2 <input type="checkbox"/> Br <input type="checkbox"/> NO3 <input type="checkbox"/> SO4	MISC. <input type="checkbox"/> BTEX <input type="checkbox"/> Naphthalene <input type="checkbox"/> THM/HAA <input type="checkbox"/> VOC <input type="checkbox"/> Oil & Grease <input type="checkbox"/> E. Coli <input type="checkbox"/> Total Coliform <input type="checkbox"/> pH <input type="checkbox"/> Dissolved As <input type="checkbox"/> Dissolved Fe <input type="checkbox"/> Rad 226 <input type="checkbox"/> Rad 228 <input type="checkbox"/> PCB	Gypsum <input type="checkbox"/> Wallboard Gypsum(all below) <input type="checkbox"/> AIM <input type="checkbox"/> TOC <input type="checkbox"/> Total metals <input type="checkbox"/> Soluble Metals <input type="checkbox"/> Purity (CaSO4) <input type="checkbox"/> % Moisture <input type="checkbox"/> Sulfites <input type="checkbox"/> pH <input type="checkbox"/> Chlorides <input type="checkbox"/> Particle Size <input type="checkbox"/> Sulfur	Coal <input type="checkbox"/> Ultimate <input type="checkbox"/> % Moisture <input type="checkbox"/> Ash <input type="checkbox"/> Sulfur <input type="checkbox"/> BTUs <input type="checkbox"/> Volatile Matter <input type="checkbox"/> CHN Other Tests: <input type="checkbox"/> XRF Scan <input type="checkbox"/> HGI <input type="checkbox"/> Fineness <input type="checkbox"/> Particulate Matter	Flyash <input type="checkbox"/> Ammonia <input type="checkbox"/> LOI <input type="checkbox"/> % Carbon <input type="checkbox"/> Mineral Analysis <input type="checkbox"/> Sieve <input type="checkbox"/> % Moisture NPDES <input type="checkbox"/> Oil & Grease <input type="checkbox"/> As <input type="checkbox"/> TSS	Oil <input type="checkbox"/> Trans. Oil Qual. <input type="checkbox"/> %Moisture <input type="checkbox"/> Color <input type="checkbox"/> Acidity <input type="checkbox"/> Dielectric Strength <input type="checkbox"/> IFT <input type="checkbox"/> Dissolved Gases <input type="checkbox"/> Used Oil <input type="checkbox"/> Flashpoint <input type="checkbox"/> Metals in oil (As,Cd,Cr,Ni,Pb Hg) <input type="checkbox"/> TX <input type="checkbox"/> GOFER
--	--	--	--	---	---	---

Matrix codes: GW-groundwater, DW-drinking water, SW-surface water, WW-waste water, BW-boiler water, L-limestone, Oil-oil, S-Soil, SL-solid, C-coal, G-gypsum, FA-flyash, BA-bottom ash, M-misc (describe in comment section)
Preservative code- 1=<4°C 2=HNO3 3=H2SO4 4-HCl 5=Na2S2O3 6-Other (Specify)

SAMPLE RECEIPT & REVIEW FORM

Client: SOOP SDG/AR/COC/Work Order: 656481

Received By: QG Date Received: 2/23/24

Carrier and Tracking Number: _____
 Circle Applicable: FedEx Express FedEx Ground UPS Field Services Courier Other

Suspected Hazard Information: _____
 *If Net Counts > 100cpm on samples not marked "radioactive", contact the Radiation Safety Group for further investigation.

A) Shipped as a DOT Hazardous? Yes No
 Hazard Class Shipped: _____ UN#: _____
 If UN2910, Is the Radioactive Shipment Survey Compliant? Yes ___ No ___

B) Did the client designate the samples to be received as radioactive? Yes No
 COC notation or radioactive stickers on containers equal client designation.

C) Did the RSO classify the samples as radioactive? Yes No
 Maximum Net Counts Observed* (Observed Counts - Area Background Counts): 0 CPM/mR/Hr
 Classified as: Rad 1 Rad 2 Rad 3

D) Did the client designate samples are hazardous? Yes No
 COC notation or hazard labels on containers equal client designation.

E) Did the RSO identify possible hazards? Yes No
 If D or E is yes, select Hazards below.
 PCB's Flammable Foreign Soil RCRA Asbestos Beryllium Other: _____

Sample Receipt Criteria: _____
 Comments/Qualifiers (Required for Non-Conforming Items): _____

1 Shipping containers received intact and sealed? Yes NA No
 Circle Applicable: Seals broken Damaged container Leaking container Other (describe)

2 Chain of custody documents included with shipment? Yes NA No
 Circle Applicable: Client contacted and provided COC COC created upon receipt

3 Samples requiring cold preservation within (0 ≤ 6 deg. C)?* Yes NA No
 Preservation Method: Wet Ice Ice Packs Dry ice None Other: _____
 *all temperatures are recorded in Celsius TEMP: 20°C

4 Daily check performed and passed on IR temperature gun? Yes NA No
 Temperature Device Serial #: IR1-23
 Secondary Temperature Device Serial # (If Applicable): _____

5 Sample containers intact and sealed? Yes NA No
 Circle Applicable: Seals broken Damaged container Leaking container Other (describe)

6 Samples requiring chemical preservation at proper pH? Yes NA No
 Sample ID's and Containers Affected: _____
 If Preservation added, Lot#: _____

7 Do any samples require Volatile Analysis? Yes NA No
 If Yes, are Encores or Soil Kits present for solids? Yes ___ No ___ NA ___ (If yes, take to VOA Freezer)
 Do liquid VOA vials contain acid preservation? Yes ___ No ___ NA ___ (If unknown, select No)
 Are liquid VOA vials free of headspace? Yes ___ No ___ NA ___
 Sample ID's and containers affected: _____

8 Samples received within holding time? Yes NA No
 ID's and tests affected: _____

9 Sample ID's on COC match ID's on bottles? Yes NA No
 ID's and containers affected: _____

10 Date & time on COC match date & time on bottles? Yes NA No
 Circle Applicable: No dates on containers No times on containers COC missing info Other (describe)

11 Number of containers received match number indicated on COC? Yes NA No
 Circle Applicable: No container count on COC Other (describe)

12 Are sample containers identifiable as GEL provided by use of GEL labels? Yes NA No
client and GEL labels

13 COC form is properly signed in relinquished/received sections? Yes NA No
 Circle Applicable: Not relinquished Other (describe)

Comments (Use Continuation Form if needed):
for samples AF90629 and AF90628, the client label and GEL label don't match. The WAP-26 is labeled as dup with client label and vice versa.

Max Gloth

From: Jessica Ward
Sent: Monday, February 26, 2024 12:30 PM
To: Sherri Levy
Cc: Team Robinson
Subject: Re: Question about container labels for samples for Ra226/Ra228 delivered Friday 02/23

Sherri,
Thank you for confirming I have labeled as requested.

Thank you,
Jessica Ward
Project Manager Assistant



[2040 Savage Road, Charleston, SC 29407](https://www.gel.com)

Office Direct: 843.556.8171 ext. 4523 | Office Main: 843.556.8171 | Fax: 843.766.1178



Email: Jessica.Ward@gel.com

From: Sherri Levy <Sherri.Levy@santecooper.com>
Sent: Monday, February 26, 2024 12:21 PM
To: Jessica Ward <Jessica.Ward@gel.com>
Cc: Team Robinson <Team.Robinson@gel.com>
Subject: Re: Question about container labels for samples for Ra226/Ra228 delivered Friday 02/23

[EXTERNAL EMAIL] DO NOT CLICK links or attachments unless you recognize the sender and know the content is safe.

Please follow the GEL labeled sample (handwritten info). The labels are actually swapped. Please let me know if you need further clarification. Sorry about that and thanks for catching it.

Warm Regards,

Sherri J. Levy
Laboratory Specialist III
Environmental Resources
☎ 843.761.8000 ext. 5709
✉ sjbrown@santecooper.com



From: Jessica Ward <Jessica.Ward@gel.com>
Sent: Monday, February 26, 2024 12:13 PM

To: Sherri Levy <Sherri.Levy@santeecooper.com>

Cc: Team Robinson <Team.Robinson@gel.com>

Subject: [EXTERNAL SENDER] Re: Question about container labels for samples for Ra226/Ra228 delivered Friday 02/23

Sherri,

I just wanted to follow up on the email sent Saturday in case it was lost in the Monday shuffle. Can you confirm how we should label the containers fro WAP-26/WAP-26 DUP, by following the GEL container label or the affixed client label. Pictures are on the email in this chain.

Thank you,

Jessica Ward

Project Manager Assistant



[2040 Savage Road, Charleston, SC 29407](#)

Office Direct: 843.556.8171 ext. 4523 | Office Main: 843.556.8171 | Fax: 843.766.1178



Email: Jessica.Ward@gel.com

From: Jessica Ward <Jessica.Ward@gel.com>

Sent: Saturday, February 24, 2024 12:23 PM

To: Brown, Sherri <sherri.brown@santeecooper.com>

Cc: Team Robinson <Team.Robinson@gel.com>

Subject: Question about container labels for samples for Ra226/Ra228 delivered Friday 02/23

Sherri,

Attached are photos of the containers received for Ra226/228 analysis brought by courier on Friday 02/23. The containers for Sample ID AF90628 WAP-26 & AF90629 WAP-26 DUP have the labels that are switched on the containers (there is a DUP label on the non-DUP) for example. The receiving team wanted to ensure we labeled these correctly, can you please let me know should we label the containers based off of your labels affixed or the handwritten labels that GEL supplied on the containers for identifying the correct container for the sample IDs?

Thank you,

Jessica Ward

Project Manager Assistant



[2040 Savage Road, Charleston, SC 29407](#)

Office Direct: 843.556.8171 ext. 4523 | Office Main: 843.556.8171 | Fax: 843.766.1178



Email: Jessica.Ward@gel.com

GEL Laboratories LLC
2040 Savage Rd, Charleston, SC 29407 (843)556-8171

Preservative: Nitric pH < 2

Tests Req: Radium 228

Container: Plastic 1000 ml (Liquids Only)(Nitric Acid)

Sample ID: WAP-26 DHP

Date Collected: 2/19/24

Time Collected: 949

Prep Date: 21-DEC-23

ID: 233758 SOOP00119 PM: JAR1

Station: WGS

GW Well WAP-26

Location: WAP-26

Sample Desc:

Collection Date/Time: 02/19/2024 9:44:00 AM

Sample Collector: WJK/BM

Sample Type: Grab

Analysis:

Radium 228

1L Nalgene (1:1 HNO3)
AF90628

GEL Laboratories LLC
2040 Savage Rd, Charleston, SC 29407 (843)556-8171

Preservative: Nitric pH < 2

Tests Req: Radium 228

Container: Plastic 1000 ml (Liquids Only)(Nitric Acid)

Sample ID: WAP-26

Date Collected: 2/19/24

Time Collected: 944

Prep Date: 21-DEC-23

ID: 233758 SOOP00119 PM: JAR1

Station: WGS

Location: WAP-26

Sample Desc: DUP

Collection Date/Time: 02/19/2024 9:49:00 AM

Sample Collector: WJK/BM

Analysis:

Radium 228

Sample Type: Grab

GW Well WAP-26

1L Nalgene (1:1 HNO3)

AF90629

BEL Laboratories LLC

2040 Savage Rd, Charleston, SC 29407 (843)556-8171

Preservative: Nitric pH < 2, 4C

Tests Req: Radium 226

Container: Plastic 1000 ml (Liquids Only)(Nitric Acid)

Sample ID: WAP-26 DUP

Date Collected: 2/19/24

Time Collected: 949

Prep Date: 26-OCT-23

ID: 232897 SOOP00119 PM: JAR1

Station: WGS

Location: WAP-26

GW Well WAP-26

Sample Desc:

Collection Date/Time: 02/19/2024 9:44:00 AM

Sample Collector: WJK/BM

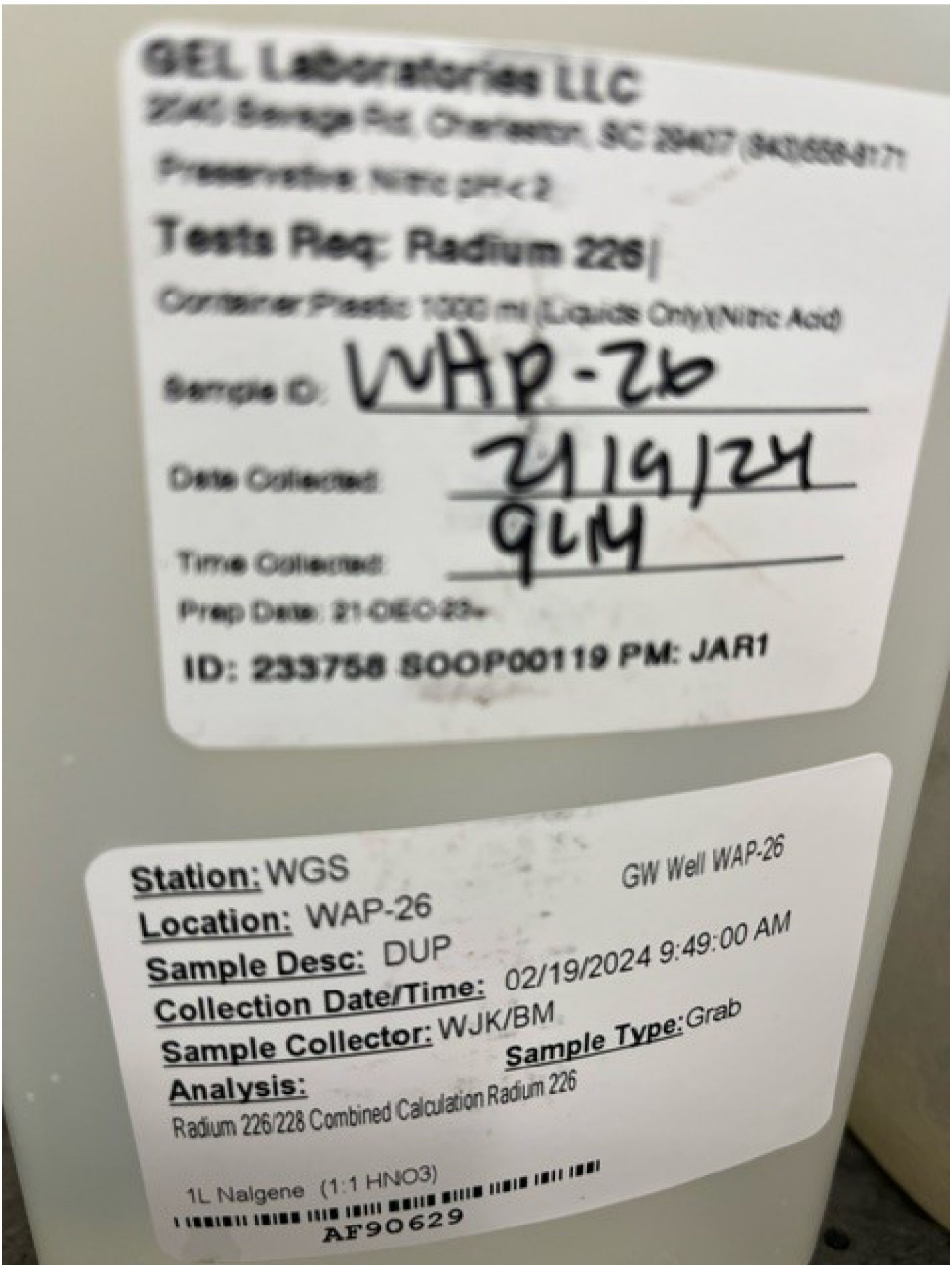
Analysis:

Sample Type: Grab

Radium 226/228 Combined Calculation Radium 226

1L Nalgene (1:1 HNO3)

AF90628



CONFIDENTIALITY NOTICE: This e-mail and any files transmitted with it are the property of The GEL Group, Inc. and its affiliates. All rights, including without limitation copyright, are reserved. The proprietary information contained in this e-mail message, and any files transmitted with it, is intended for the use of the recipient(s) named above. If the reader of this e-mail is not the intended recipient, you are hereby notified that you have received this e-mail in error and that any review, distribution or copying of this e-mail or any files transmitted with it is strictly prohibited. If you have received this e-mail in error, please notify the sender immediately and delete the original message and any files transmitted. The unauthorized use of this e-mail or any files transmitted with it is prohibited and disclaimed by The GEL Group, Inc. and its affiliates.

WARNING!

This e-mail message originated outside of Santee Cooper.
Do not click on any links or open any attachments unless you are confident it is from a trusted source.
If you have questions, please call the Technology Service Desk at Ext. 7777.

List of current GEL Certifications as of 19 March 2024

State	Certification
Alabama	42200
Alaska	17-018
Alaska Drinking Water	SC00012
Arkansas	88-00651
CLIA	42D0904046
California	2940
Colorado	SC00012
Connecticut	PH-0169
DoD ELAP/ ISO17025 A2LA	2567.01
Florida NELAP	E87156
Foreign Soils Permit	P330-15-00283, P330-15-00253
Georgia	SC00012
Georgia SDWA	967
Hawaii	SC00012
Idaho	SC00012
Illinois NELAP	200029
Indiana	C-SC-01
Kansas NELAP	E-10332
Kentucky SDWA	KY90129
Kentucky Wastewater	KY90129
Louisiana Drinking Water	LA024
Louisiana NELAP	03046 (AI33904)
Maine	2023019
Maryland	270
Massachusetts	M-SC012
Massachusetts PFAS Approv	Letter
Michigan	9976
Mississippi	SC00012
Nebraska	NE-OS-26-13
Nevada	SC000122024-05
New Hampshire NELAP	2054
New Jersey NELAP	SC002
New Mexico	SC00012
New York NELAP	11501
North Carolina	233
North Carolina SDWA	45709
North Dakota	R-158
Oklahoma	2023-152
Pennsylvania NELAP	68-00485
Puerto Rico	SC00012
S. Carolina Radiochem	10120002
Sanitation Districts of L	9255651
South Carolina Chemistry	10120001
Tennessee	TN 02934
Texas NELAP	T104704235-23-21
Utah NELAP	SC000122023-38
Vermont	VT87156
Virginia NELAP	460202
Washington	C780

ANALYTICAL REPORT

PREPARED FOR

Attn: Linda Williams
South Carolina Public Service Authority
Santee Cooper
PO BOX 2946101
Moncks Corner, South Carolina 29461-2901

Generated 2/22/2024 1:44:35 PM

JOB DESCRIPTION

125915/JM02.08.G01.3/36500

JOB NUMBER

680-246795-1

Eurofins Savannah

Job Notes

This report may not be reproduced except in full, and with written approval from the laboratory. The results relate only to the samples tested. For questions please contact the Project Manager at the e-mail address or telephone number listed on this page.

The test results in this report relate only to the samples as received by the laboratory and will meet all requirements of the methodology, with any exceptions noted. This report shall not be reproduced except in full, without the express written approval of the laboratory. All questions should be directed to the Eurofins Environment Testing Southeast, LLC Project Manager.

Authorization



Generated
2/22/2024 1:44:35 PM

Authorized for release by
Jerry Lanier, Project Manager I
Jerry.Lanier@et.eurofinsus.com
(912)250-0281



Table of Contents

Cover Page	1
Table of Contents	3
Case Narrative	4
Sample Summary	5
Method Summary	6
Definitions	7
Detection Summary	8
Client Sample Results	9
QC Sample Results	16
QC Association	17
Chronicle	18
Chain of Custody	20
Receipt Checklists	21
Certification Summary	22

Case Narrative

Client: South Carolina Public Service Authority
Project: 125915/JM02.08.G01.3/36500

Job ID: 680-246795-1

Job ID: 680-246795-1

Eurofins Savannah

Job Narrative 680-246795-1

Analytical test results meet all requirements of the associated regulatory program listed on the Accreditation/Certification Summary Page unless otherwise noted under the individual analysis. Data qualifiers are applied to indicate exceptions. Noncompliant quality control (QC) is further explained in narrative comments.

- Matrix QC may not be reported if insufficient sample or site-specific QC samples were not submitted. In these situations, to demonstrate precision and accuracy at a batch level, a LCS/LCSD may be performed, unless otherwise specified in the method.
- Surrogate and/or isotope dilution analyte recoveries (if applicable) which are outside of the QC window are confirmed unless attributed to a dilution or otherwise noted in the narrative.

Regulated compliance samples (e.g. SDWA, NPDES) must comply with the associated agency requirements/permits.

Receipt

The samples were received on 2/15/2024 10:30 AM. Unless otherwise noted below, the samples arrived in good condition, and, where required, properly preserved and on ice. The temperature of the cooler at receipt time was 14.8°C.

Metals

No additional analytical or quality issues were noted, other than those described above or in the Definitions/ Glossary page.

Eurofins Savannah

Sample Summary

Client: South Carolina Public Service Authority
Project/Site: 125915/JM02.08.G01.3/36500

Job ID: 680-246795-1

Lab Sample ID	Client Sample ID	Matrix	Collected	Received
680-246795-1	AF90598	GW	02/08/24 14:39	02/15/24 10:30
680-246795-2	AF90605	GW	02/07/24 10:07	02/15/24 10:30
680-246795-3	AF90606	GW	02/07/24 10:12	02/15/24 10:30
680-246795-4	AF90604	GW	02/07/24 11:12	02/15/24 10:30
680-246795-5	AF90596	GW	02/06/24 10:25	02/15/24 10:30
680-246795-6	AF90597	GW	02/06/24 11:19	02/15/24 10:30
680-246795-7	AF90599	GW	02/06/24 12:45	02/15/24 10:30

- 1
- 2
- 3
- 4
- 5
- 6
- 7
- 8
- 9
- 10
- 11
- 12
- 13
- 14

Method Summary

Client: South Carolina Public Service Authority
Project/Site: 125915/JM02.08.G01.3/36500

Job ID: 680-246795-1

Method	Method Description	Protocol	Laboratory
7470A	Mercury (CVAA)	SW846	EET SAV
7470A	Preparation, Mercury	SW846	EET SAV

Protocol References:

SW846 = "Test Methods For Evaluating Solid Waste, Physical/Chemical Methods", Third Edition, November 1986 And Its Updates.

Laboratory References:

EET SAV = Eurofins Savannah, 5102 LaRoche Avenue, Savannah, GA 31404, TEL (912)354-7858

- 1
- 2
- 3
- 4
- 5
- 6
- 7
- 8
- 9
- 10
- 11
- 12
- 13
- 14

Definitions/Glossary

Client: South Carolina Public Service Authority
Project/Site: 125915/JM02.08.G01.3/36500

Job ID: 680-246795-1

Qualifiers

Metals

Qualifier	Qualifier Description
U	Indicates the analyte was analyzed for but not detected.

Glossary

Abbreviation	These commonly used abbreviations may or may not be present in this report.
α	Listed under the "D" column to designate that the result is reported on a dry weight basis
%R	Percent Recovery
CFL	Contains Free Liquid
CFU	Colony Forming Unit
CNF	Contains No Free Liquid
DER	Duplicate Error Ratio (normalized absolute difference)
Dil Fac	Dilution Factor
DL	Detection Limit (DoD/DOE)
DL, RA, RE, IN	Indicates a Dilution, Re-analysis, Re-extraction, or additional Initial metals/anion analysis of the sample
DLC	Decision Level Concentration (Radiochemistry)
EDL	Estimated Detection Limit (Dioxin)
LOD	Limit of Detection (DoD/DOE)
LOQ	Limit of Quantitation (DoD/DOE)
MCL	EPA recommended "Maximum Contaminant Level"
MDA	Minimum Detectable Activity (Radiochemistry)
MDC	Minimum Detectable Concentration (Radiochemistry)
MDL	Method Detection Limit
ML	Minimum Level (Dioxin)
MPN	Most Probable Number
MQL	Method Quantitation Limit
NC	Not Calculated
ND	Not Detected at the reporting limit (or MDL or EDL if shown)
NEG	Negative / Absent
POS	Positive / Present
PQL	Practical Quantitation Limit
PRES	Presumptive
QC	Quality Control
RER	Relative Error Ratio (Radiochemistry)
RL	Reporting Limit or Requested Limit (Radiochemistry)
RPD	Relative Percent Difference, a measure of the relative difference between two points
TEF	Toxicity Equivalent Factor (Dioxin)
TEQ	Toxicity Equivalent Quotient (Dioxin)
TNTC	Too Numerous To Count

Detection Summary

Client: South Carolina Public Service Authority
Project/Site: 125915/JM02.08.G01.3/36500

Job ID: 680-246795-1

Client Sample ID: AF90598

Lab Sample ID: 680-246795-1

No Detections.

Client Sample ID: AF90605

Lab Sample ID: 680-246795-2

No Detections.

Client Sample ID: AF90606

Lab Sample ID: 680-246795-3

No Detections.

Client Sample ID: AF90604

Lab Sample ID: 680-246795-4

No Detections.

Client Sample ID: AF90596

Lab Sample ID: 680-246795-5

No Detections.

Client Sample ID: AF90597

Lab Sample ID: 680-246795-6

No Detections.

Client Sample ID: AF90599

Lab Sample ID: 680-246795-7

No Detections.

This Detection Summary does not include radiochemical test results.

Eurofins Savannah



Client Sample Results

Client: South Carolina Public Service Authority
Project/Site: 125915/JM02.08.G01.3/36500

Job ID: 680-246795-1

Client Sample ID: AF90598

Lab Sample ID: 680-246795-1

Date Collected: 02/08/24 14:39

Matrix: GW

Date Received: 02/15/24 10:30

Method: SW846 7470A - Mercury (CVAA)

Analyte	Result	Qualifier	RL	MDL	Unit	D	Prepared	Analyzed	Dil Fac
Mercury	0.200	U	0.200		ug/L		02/20/24 10:58	02/20/24 16:32	1

- 1
- 2
- 3
- 4
- 5
- 6
- 7
- 8
- 9
- 10
- 11
- 12
- 13
- 14

Client Sample Results

Client: South Carolina Public Service Authority
Project/Site: 125915/JM02.08.G01.3/36500

Job ID: 680-246795-1

Client Sample ID: AF90605

Lab Sample ID: 680-246795-2

Date Collected: 02/07/24 10:07

Matrix: GW

Date Received: 02/15/24 10:30

Method: SW846 7470A - Mercury (CVAA)

Analyte	Result	Qualifier	RL	MDL	Unit	D	Prepared	Analyzed	Dil Fac
Mercury	0.200	U	0.200		ug/L		02/20/24 10:58	02/20/24 16:35	1

- 1
- 2
- 3
- 4
- 5
- 6
- 7
- 8
- 9
- 10
- 11
- 12
- 13
- 14

Client Sample Results

Client: South Carolina Public Service Authority
Project/Site: 125915/JM02.08.G01.3/36500

Job ID: 680-246795-1

Client Sample ID: AF90606

Lab Sample ID: 680-246795-3

Date Collected: 02/07/24 10:12

Matrix: GW

Date Received: 02/15/24 10:30

Method: SW846 7470A - Mercury (CVAA)

Analyte	Result	Qualifier	RL	MDL	Unit	D	Prepared	Analyzed	Dil Fac
Mercury	0.200	U	0.200		ug/L		02/20/24 10:58	02/20/24 16:37	1

- 1
- 2
- 3
- 4
- 5
- 6
- 7
- 8
- 9
- 10
- 11
- 12
- 13
- 14

Client Sample Results

Client: South Carolina Public Service Authority
Project/Site: 125915/JM02.08.G01.3/36500

Job ID: 680-246795-1

Client Sample ID: AF90604

Lab Sample ID: 680-246795-4

Date Collected: 02/07/24 11:12

Matrix: GW

Date Received: 02/15/24 10:30

Method: SW846 7470A - Mercury (CVAA)

Analyte	Result	Qualifier	RL	MDL	Unit	D	Prepared	Analyzed	Dil Fac
Mercury	0.200	U	0.200		ug/L		02/20/24 10:58	02/20/24 16:40	1

- 1
- 2
- 3
- 4
- 5
- 6
- 7
- 8
- 9
- 10
- 11
- 12
- 13
- 14

Client Sample Results

Client: South Carolina Public Service Authority
Project/Site: 125915/JM02.08.G01.3/36500

Job ID: 680-246795-1

Client Sample ID: AF90596

Lab Sample ID: 680-246795-5

Date Collected: 02/06/24 10:25

Matrix: GW

Date Received: 02/15/24 10:30

Method: SW846 7470A - Mercury (CVAA)

Analyte	Result	Qualifier	RL	MDL	Unit	D	Prepared	Analyzed	Dil Fac
Mercury	0.200	U	0.200		ug/L		02/20/24 10:58	02/20/24 16:24	1

- 1
- 2
- 3
- 4
- 5
- 6
- 7
- 8
- 9
- 10
- 11
- 12
- 13
- 14

Client Sample Results

Client: South Carolina Public Service Authority
Project/Site: 125915/JM02.08.G01.3/36500

Job ID: 680-246795-1

Client Sample ID: AF90597

Lab Sample ID: 680-246795-6

Date Collected: 02/06/24 11:19

Matrix: GW

Date Received: 02/15/24 10:30

Method: SW846 7470A - Mercury (CVAA)

Analyte	Result	Qualifier	RL	MDL	Unit	D	Prepared	Analyzed	Dil Fac
Mercury	0.200	U	0.200		ug/L		02/20/24 10:58	02/20/24 16:51	1

- 1
- 2
- 3
- 4
- 5
- 6
- 7
- 8
- 9
- 10
- 11
- 12
- 13
- 14

Client Sample Results

Client: South Carolina Public Service Authority
Project/Site: 125915/JM02.08.G01.3/36500

Job ID: 680-246795-1

Client Sample ID: AF90599

Lab Sample ID: 680-246795-7

Date Collected: 02/06/24 12:45

Matrix: GW

Date Received: 02/15/24 10:30

Method: SW846 7470A - Mercury (CVAA)

Analyte	Result	Qualifier	RL	MDL	Unit	D	Prepared	Analyzed	Dil Fac
Mercury	0.200	U	0.200		ug/L		02/20/24 10:58	02/20/24 16:53	1

- 1
- 2
- 3
- 4
- 5
- 6
- 7
- 8
- 9
- 10
- 11
- 12
- 13
- 14

QC Sample Results

Client: South Carolina Public Service Authority
 Project/Site: 125915/JM02.08.G01.3/36500

Job ID: 680-246795-1

Method: 7470A - Mercury (CVAA)

Lab Sample ID: MB 680-823551/1-A
Matrix: Water
Analysis Batch: 823745

Client Sample ID: Method Blank
Prep Type: Total/NA
Prep Batch: 823551

Analyte	MB Result	MB Qualifier	RL	MDL	Unit	D	Prepared	Analyzed	Dil Fac
Mercury	0.200	U	0.200		ug/L		02/20/24 10:58	02/20/24 15:49	1

Lab Sample ID: LCS 680-823551/2-A
Matrix: Water
Analysis Batch: 823745

Client Sample ID: Lab Control Sample
Prep Type: Total/NA
Prep Batch: 823551

Analyte	Spike Added	LCS Result	LCS Qualifier	Unit	D	%Rec	%Rec Limits
Mercury	2.50	2.542		ug/L		102	80 - 120

Lab Sample ID: 400-251111-H-1-C MS
Matrix: Water
Analysis Batch: 823745

Client Sample ID: Matrix Spike
Prep Type: Total/NA
Prep Batch: 823551

Analyte	Sample Result	Sample Qualifier	Spike Added	MS Result	MS Qualifier	Unit	D	%Rec	%Rec Limits
Mercury	0.200	U	1.00	0.9942		ug/L		99	80 - 120

Lab Sample ID: 400-251111-H-1-D MSD
Matrix: Water
Analysis Batch: 823745

Client Sample ID: Matrix Spike Duplicate
Prep Type: Total/NA
Prep Batch: 823551

Analyte	Sample Result	Sample Qualifier	Spike Added	MSD Result	MSD Qualifier	Unit	D	%Rec	%Rec Limits	RPD	RPD Limit
Mercury	0.200	U	1.00	0.9929		ug/L		99	80 - 120	0	20

QC Association Summary

Client: South Carolina Public Service Authority
 Project/Site: 125915/JM02.08.G01.3/36500

Job ID: 680-246795-1

Metals

Prep Batch: 823551

Lab Sample ID	Client Sample ID	Prep Type	Matrix	Method	Prep Batch
680-246795-1	AF90598	Total/NA	GW	7470A	
680-246795-2	AF90605	Total/NA	GW	7470A	
680-246795-3	AF90606	Total/NA	GW	7470A	
680-246795-4	AF90604	Total/NA	GW	7470A	
680-246795-5	AF90596	Total/NA	GW	7470A	
680-246795-6	AF90597	Total/NA	GW	7470A	
680-246795-7	AF90599	Total/NA	GW	7470A	
MB 680-823551/1-A	Method Blank	Total/NA	Water	7470A	
LCS 680-823551/2-A	Lab Control Sample	Total/NA	Water	7470A	
400-251111-H-1-C MS	Matrix Spike	Total/NA	Water	7470A	
400-251111-H-1-D MSD	Matrix Spike Duplicate	Total/NA	Water	7470A	

Analysis Batch: 823745

Lab Sample ID	Client Sample ID	Prep Type	Matrix	Method	Prep Batch
680-246795-1	AF90598	Total/NA	GW	7470A	823551
680-246795-2	AF90605	Total/NA	GW	7470A	823551
680-246795-3	AF90606	Total/NA	GW	7470A	823551
680-246795-4	AF90604	Total/NA	GW	7470A	823551
680-246795-5	AF90596	Total/NA	GW	7470A	823551
680-246795-6	AF90597	Total/NA	GW	7470A	823551
680-246795-7	AF90599	Total/NA	GW	7470A	823551
MB 680-823551/1-A	Method Blank	Total/NA	Water	7470A	823551
LCS 680-823551/2-A	Lab Control Sample	Total/NA	Water	7470A	823551
400-251111-H-1-C MS	Matrix Spike	Total/NA	Water	7470A	823551
400-251111-H-1-D MSD	Matrix Spike Duplicate	Total/NA	Water	7470A	823551

Lab Chronicle

Client: South Carolina Public Service Authority
Project/Site: 125915/JM02.08.G01.3/36500

Job ID: 680-246795-1

Client Sample ID: AF90598

Lab Sample ID: 680-246795-1

Date Collected: 02/08/24 14:39

Matrix: GW

Date Received: 02/15/24 10:30

Prep Type	Batch Type	Batch Method	Run	Dilution Factor	Batch Number	Analyst	Lab	Prepared or Analyzed
Total/NA	Prep	7470A			823551	DW	EET SAV	02/20/24 10:58
Total/NA	Analysis	7470A		1	823745	DW	EET SAV	02/20/24 16:32

Client Sample ID: AF90605

Lab Sample ID: 680-246795-2

Date Collected: 02/07/24 10:07

Matrix: GW

Date Received: 02/15/24 10:30

Prep Type	Batch Type	Batch Method	Run	Dilution Factor	Batch Number	Analyst	Lab	Prepared or Analyzed
Total/NA	Prep	7470A			823551	DW	EET SAV	02/20/24 10:58
Total/NA	Analysis	7470A		1	823745	DW	EET SAV	02/20/24 16:35

Client Sample ID: AF90606

Lab Sample ID: 680-246795-3

Date Collected: 02/07/24 10:12

Matrix: GW

Date Received: 02/15/24 10:30

Prep Type	Batch Type	Batch Method	Run	Dilution Factor	Batch Number	Analyst	Lab	Prepared or Analyzed
Total/NA	Prep	7470A			823551	DW	EET SAV	02/20/24 10:58
Total/NA	Analysis	7470A		1	823745	DW	EET SAV	02/20/24 16:37

Client Sample ID: AF90604

Lab Sample ID: 680-246795-4

Date Collected: 02/07/24 11:12

Matrix: GW

Date Received: 02/15/24 10:30

Prep Type	Batch Type	Batch Method	Run	Dilution Factor	Batch Number	Analyst	Lab	Prepared or Analyzed
Total/NA	Prep	7470A			823551	DW	EET SAV	02/20/24 10:58
Total/NA	Analysis	7470A		1	823745	DW	EET SAV	02/20/24 16:40

Client Sample ID: AF90596

Lab Sample ID: 680-246795-5

Date Collected: 02/06/24 10:25

Matrix: GW

Date Received: 02/15/24 10:30

Prep Type	Batch Type	Batch Method	Run	Dilution Factor	Batch Number	Analyst	Lab	Prepared or Analyzed
Total/NA	Prep	7470A			823551	DW	EET SAV	02/20/24 10:58
Total/NA	Analysis	7470A		1	823745	DW	EET SAV	02/20/24 16:24

Client Sample ID: AF90597

Lab Sample ID: 680-246795-6

Date Collected: 02/06/24 11:19

Matrix: GW

Date Received: 02/15/24 10:30

Prep Type	Batch Type	Batch Method	Run	Dilution Factor	Batch Number	Analyst	Lab	Prepared or Analyzed
Total/NA	Prep	7470A			823551	DW	EET SAV	02/20/24 10:58
Total/NA	Analysis	7470A		1	823745	DW	EET SAV	02/20/24 16:51

Lab Chronicle

Client: South Carolina Public Service Authority
Project/Site: 125915/JM02.08.G01.3/36500

Job ID: 680-246795-1

Client Sample ID: AF90599

Lab Sample ID: 680-246795-7

Date Collected: 02/06/24 12:45

Matrix: GW

Date Received: 02/15/24 10:30

Prep Type	Batch Type	Batch Method	Run	Dilution Factor	Batch Number	Analyst	Lab	Prepared or Analyzed
Total/NA	Prep	7470A			823551	DW	EET SAV	02/20/24 10:58
Total/NA	Analysis	7470A		1	823745	DW	EET SAV	02/20/24 16:53

Laboratory References:

EET SAV = Eurofins Savannah, 5102 LaRoche Avenue, Savannah, GA 31404, TEL (912)354-7858

- 1
- 2
- 3
- 4
- 5
- 6
- 7
- 8
- 9
- 10
- 11
- 12
- 13
- 14

Contract Lab Info: TA-SAV Contract Lab Due Date (Lab Only): 2 / 22 / 24 Send report to lcwillia@santecooper.com & sherri.lewy@santecooper.com

Chain of Custody



Customer Email/Report Recipient: LINDA.WILLIAMS@santecooper.com Date Results Needed by: Project/Task/Unit #: 125915 / JM 02.08.GP1.3 / 36500 Rerun request for any flagged QC: Yes No

Analysis Group

Labworks ID # (Internal use only)	Sample Location/ Description	Collection Date	Collection Time	Sample Collector	Total # of containers	Bottle type: (Glass- G/Plastic-P)	Grab (G) or Composite (C)	Matrix(see below)	Preservative (see below)	Comments • Method # • Reporting limit • Misc. sample info • Any other notes	fte
AF90598	WAP-3	2/8/24	1439	WJK BM	1	P	G	GW	2	7470 RL=0.2 ug/L	X
AF90605	WAP-10	2/7/24	1007								
06	WAP-10 DUP		1012								
04	WAP-9		1112								
AF90596	WAP-2	2/6/24	1025	WJK BB							
97	WAP-2R		1119								
99	WAP-4		1245								



Relinquished by:	Employee#	Date	Time	Received by:	Employee #	Date	Time
<i>Levy</i>	35574	2/14/24	1000				
				<i>[Signature]</i>			
				<i>C. M...</i>		2/15/24	1030

Sample Receiving (Internal Use Only)
 TEMP (°C): _____ Initial: _____
 Correct pH: Yes No
 Preservative Lot#: 14.8/14.8
 Date/Time/Init for preservative: _____

<input type="checkbox"/> METALS (all) <input type="checkbox"/> Ag <input type="checkbox"/> Cu <input type="checkbox"/> Sb <input type="checkbox"/> Al <input type="checkbox"/> Fe <input type="checkbox"/> Se <input type="checkbox"/> As <input type="checkbox"/> K <input type="checkbox"/> Sn <input type="checkbox"/> B <input type="checkbox"/> Li <input type="checkbox"/> Sr <input type="checkbox"/> Ba <input type="checkbox"/> Mg <input type="checkbox"/> Ti <input type="checkbox"/> Be <input type="checkbox"/> Mn <input type="checkbox"/> Tl <input type="checkbox"/> Ca <input type="checkbox"/> Mo <input type="checkbox"/> V <input type="checkbox"/> Cd <input type="checkbox"/> Na <input type="checkbox"/> Zn <input type="checkbox"/> Co <input type="checkbox"/> Ni <input type="checkbox"/> Hg <input type="checkbox"/> Cr <input type="checkbox"/> Pb <input type="checkbox"/> CrVI	Nutrients <input type="checkbox"/> TOC <input type="checkbox"/> DOC <input type="checkbox"/> TP/TPO4 <input type="checkbox"/> NH3-N <input type="checkbox"/> NO2 <input type="checkbox"/> Br <input type="checkbox"/> NO3 <input type="checkbox"/> SO4	MISC. <input type="checkbox"/> BTEX <input type="checkbox"/> Naphthalene <input type="checkbox"/> THM/HAA <input type="checkbox"/> VOC <input type="checkbox"/> Oil & Grease <input type="checkbox"/> E. Coli <input type="checkbox"/> Total Coliform <input type="checkbox"/> pH <input type="checkbox"/> Dissolved As <input type="checkbox"/> Dissolved Fe <input type="checkbox"/> Rad 226 <input type="checkbox"/> Rad 228 <input type="checkbox"/> PCB	Gypsum <input type="checkbox"/> Wallboard Gypsum(all below) <input type="checkbox"/> AIM <input type="checkbox"/> TOC <input type="checkbox"/> Total metals <input type="checkbox"/> Soluble Metals <input type="checkbox"/> Purity (CaSO4) <input type="checkbox"/> % Moisture <input type="checkbox"/> Sulfites <input type="checkbox"/> pH <input type="checkbox"/> Chlorides <input type="checkbox"/> Particle Size <input type="checkbox"/> Sulfur	Coal <input type="checkbox"/> Ultimate <input type="checkbox"/> % Moisture <input type="checkbox"/> Ash <input type="checkbox"/> Sulfur <input type="checkbox"/> BTUs <input type="checkbox"/> Volatile Matter <input type="checkbox"/> CHN Other Tests: <input type="checkbox"/> XRF Scan <input type="checkbox"/> HGI <input type="checkbox"/> Fineness <input type="checkbox"/> Particulate Matter	Flyash <input type="checkbox"/> Ammonia <input type="checkbox"/> LOI <input type="checkbox"/> % Carbon <input type="checkbox"/> Mineral Analysis <input type="checkbox"/> Sieve <input type="checkbox"/> % Moisture NPDES <input type="checkbox"/> Oil & Grease <input type="checkbox"/> As <input type="checkbox"/> TSS	Oil <input type="checkbox"/> Trans. Oil Qual. <input type="checkbox"/> % Moisture <input type="checkbox"/> Color <input type="checkbox"/> Acidity <input type="checkbox"/> Dielectric Strength <input type="checkbox"/> IIT <input type="checkbox"/> Dissolved Gases <input type="checkbox"/> Used Oil <input type="checkbox"/> Flashpoint <input type="checkbox"/> Metals in oil (As, Cd, Cr, Ni, Pb, Hg) <input type="checkbox"/> TX <input type="checkbox"/> GOFER
--	---	--	--	---	--	--

Matrix codes: GW-groundwater, DW-drinking water, SW-surface water, WW-waste water, BW-boiler water, L-limestone, Oil-oil, S-Soil, SL-solid, C-coal, G-gypsum, FA-flyash, BA-bottom ash, M-misc (describe in comment section)
 Preservative code- 1=<4°C 2=HNO3 3=H2SO4 4-HCl 5=Na2S2O3 6-Other (Specify)

Login Sample Receipt Checklist

Client: South Carolina Public Service Authority

Job Number: 680-246795-1

Login Number: 246795

List Number: 1

Creator: Munro, Caroline

List Source: Eurofins Savannah

Question	Answer	Comment
Radioactivity wasn't checked or is <=/ background as measured by a survey meter.	N/A	
The cooler's custody seal, if present, is intact.	True	
Sample custody seals, if present, are intact.	True	
The cooler or samples do not appear to have been compromised or tampered with.	True	
Samples were received on ice.	False	Thermal preservation not required.
Cooler Temperature is acceptable.	True	
Cooler Temperature is recorded.	True	
COC is present.	True	
COC is filled out in ink and legible.	True	
COC is filled out with all pertinent information.	True	
Is the Field Sampler's name present on COC?	True	
There are no discrepancies between the containers received and the COC.	True	
Samples are received within Holding Time (excluding tests with immediate HTs)	True	
Sample containers have legible labels.	True	
Containers are not broken or leaking.	True	
Sample collection date/times are provided.	True	
Appropriate sample containers are used.	True	
Sample bottles are completely filled.	True	
Sample Preservation Verified.	N/A	
There is sufficient vol. for all requested analyses, incl. any requested MS/MSDs	True	
Containers requiring zero headspace have no headspace or bubble is <6mm (1/4").	N/A	
Multiphasic samples are not present.	True	
Samples do not require splitting or compositing.	True	
Residual Chlorine Checked.	N/A	

Accreditation/Certification Summary

Client: South Carolina Public Service Authority
Project/Site: 125915/JM02.08.G01.3/36500

Job ID: 680-246795-1

Laboratory: Eurofins Savannah

The accreditations/certifications listed below are applicable to this report.

Authority	Program	Identification Number	Expiration Date
South Carolina	State	98001	06-30-24

- 1
- 2
- 3
- 4
- 5
- 6
- 7
- 8
- 9
- 10
- 11
- 12
- 13
- 14

ANALYTICAL REPORT

PREPARED FOR

Attn: Linda Williams
South Carolina Public Service Authority
Santee Cooper
PO BOX 2946101
Moncks Corner, South Carolina 29461-2901

Generated 2/27/2024 12:48:25 PM

JOB DESCRIPTION

125915/JM02.08.G01.1/36500

JOB NUMBER

680-246968-1

Eurofins Savannah

Job Notes

This report may not be reproduced except in full, and with written approval from the laboratory. The results relate only to the samples tested. For questions please contact the Project Manager at the e-mail address or telephone number listed on this page.

The test results in this report relate only to the samples as received by the laboratory and will meet all requirements of the methodology, with any exceptions noted. This report shall not be reproduced except in full, without the express written approval of the laboratory. All questions should be directed to the Eurofins Environment Testing Southeast, LLC Project Manager.

Authorization



Generated
2/27/2024 12:48:25 PM

Authorized for release by
Jerry Lanier, Project Manager I
Jerry.Lanier@et.eurofinsus.com
(912)250-0281



Table of Contents

Cover Page	1
Table of Contents	3
Case Narrative	4
Sample Summary	5
Method Summary	6
Definitions	7
Detection Summary	8
Client Sample Results	10
QC Sample Results	29
QC Association	30
Chronicle	32
Chain of Custody	36
Receipt Checklists	38
Certification Summary	39

Case Narrative

Client: South Carolina Public Service Authority
Project: 125915/JM02.08.G01.1/36500

Job ID: 680-246968-1

Job ID: 680-246968-1

Eurofins Savannah

Job Narrative 680-246968-1

Analytical test results meet all requirements of the associated regulatory program listed on the Accreditation/Certification Summary Page unless otherwise noted under the individual analysis. Data qualifiers are applied to indicate exceptions. Noncompliant quality control (QC) is further explained in narrative comments.

- Matrix QC may not be reported if insufficient sample or site-specific QC samples were not submitted. In these situations, to demonstrate precision and accuracy at a batch level, a LCS/LCSD may be performed, unless otherwise specified in the method.
- Surrogate and/or isotope dilution analyte recoveries (if applicable) which are outside of the QC window are confirmed unless attributed to a dilution or otherwise noted in the narrative.

Regulated compliance samples (e.g. SDWA, NPDES) must comply with the associated agency requirements/permits.

Receipt

The samples were received on 2/21/2024 10:05 AM. Unless otherwise noted below, the samples arrived in good condition, and, where required, properly preserved and on ice. The temperature of the cooler at receipt time was 14.2°C.

Metals

No additional analytical or quality issues were noted, other than those described above or in the Definitions/ Glossary page.


Eurofins Savannah

Sample Summary

Client: South Carolina Public Service Authority
Project/Site: 125915/JM02.08.G01.1/36500

Job ID: 680-246968-1

Lab Sample ID	Client Sample ID	Matrix	Collected	Received
680-246968-1	AF90642	Water	02/13/24 11:35	02/21/24 10:05
680-246968-2	AF90643	Water	02/13/24 12:41	02/21/24 10:05
680-246968-3	AF90618	Water	02/13/24 13:48	02/21/24 10:05
680-246968-4	AF90619	Water	02/13/24 13:53	02/21/24 10:05
680-246968-5	AF90641	Water	02/12/24 14:05	02/21/24 10:05
680-246968-6	AF90636	Water	02/13/24 10:13	02/21/24 10:05
680-246968-7	AF90638	Water	02/14/24 10:10	02/21/24 10:05
680-246968-8	AF90639	Water	02/14/24 11:05	02/21/24 10:05
680-246968-9	AF90640	Water	02/14/24 11:10	02/21/24 10:05
680-246968-10	AF90635	Water	02/14/24 12:19	02/21/24 10:05
680-246968-11	AF90608	Water	02/14/24 14:04	02/21/24 10:05
680-246968-12	AF90609	Water	02/14/24 14:09	02/21/24 10:05
680-246968-13	AF90630	Water	02/15/24 11:25	02/21/24 10:05
680-246968-14	AF90623	Water	02/15/24 12:20	02/21/24 10:05
680-246968-15	AF90633	Water	02/15/24 14:12	02/21/24 10:05
680-246968-16	AF90625	Water	02/15/24 10:35	02/21/24 10:05
680-246968-17	AF90613	Water	02/15/24 13:31	02/21/24 10:05
680-246968-18	AF90620	Water	02/12/24 12:45	02/21/24 10:05
680-246968-19	AF90624	Water	02/12/24 11:47	02/21/24 10:05



Method Summary

Client: South Carolina Public Service Authority
Project/Site: 125915/JM02.08.G01.1/36500

Job ID: 680-246968-1

Method	Method Description	Protocol	Laboratory
7470A	Mercury (CVAA)	SW846	EET SAV
7470A	Preparation, Mercury	SW846	EET SAV

Protocol References:

SW846 = "Test Methods For Evaluating Solid Waste, Physical/Chemical Methods", Third Edition, November 1986 And Its Updates.

Laboratory References:

EET SAV = Eurofins Savannah, 5102 LaRoche Avenue, Savannah, GA 31404, TEL (912)354-7858



Definitions/Glossary

Client: South Carolina Public Service Authority
Project/Site: 125915/JM02.08.G01.1/36500

Job ID: 680-246968-1

Qualifiers

Metals

Qualifier	Qualifier Description
F1	MS and/or MSD recovery exceeds control limits.
U	Indicates the analyte was analyzed for but not detected.

Glossary

Abbreviation	These commonly used abbreviations may or may not be present in this report.
α	Listed under the "D" column to designate that the result is reported on a dry weight basis
%R	Percent Recovery
CFL	Contains Free Liquid
CFU	Colony Forming Unit
CNF	Contains No Free Liquid
DER	Duplicate Error Ratio (normalized absolute difference)
Dil Fac	Dilution Factor
DL	Detection Limit (DoD/DOE)
DL, RA, RE, IN	Indicates a Dilution, Re-analysis, Re-extraction, or additional Initial metals/anion analysis of the sample
DLC	Decision Level Concentration (Radiochemistry)
EDL	Estimated Detection Limit (Dioxin)
LOD	Limit of Detection (DoD/DOE)
LOQ	Limit of Quantitation (DoD/DOE)
MCL	EPA recommended "Maximum Contaminant Level"
MDA	Minimum Detectable Activity (Radiochemistry)
MDC	Minimum Detectable Concentration (Radiochemistry)
MDL	Method Detection Limit
ML	Minimum Level (Dioxin)
MPN	Most Probable Number
MQL	Method Quantitation Limit
NC	Not Calculated
ND	Not Detected at the reporting limit (or MDL or EDL if shown)
NEG	Negative / Absent
POS	Positive / Present
PQL	Practical Quantitation Limit
PRES	Presumptive
QC	Quality Control
RER	Relative Error Ratio (Radiochemistry)
RL	Reporting Limit or Requested Limit (Radiochemistry)
RPD	Relative Percent Difference, a measure of the relative difference between two points
TEF	Toxicity Equivalent Factor (Dioxin)
TEQ	Toxicity Equivalent Quotient (Dioxin)
TNTC	Too Numerous To Count

Detection Summary

Client: South Carolina Public Service Authority
Project/Site: 125915/JM02.08.G01.1/36500

Job ID: 680-246968-1

Client Sample ID: AF90642	Lab Sample ID: 680-246968-1
No Detections.	
Client Sample ID: AF90643	Lab Sample ID: 680-246968-2
No Detections.	
Client Sample ID: AF90618	Lab Sample ID: 680-246968-3
No Detections.	
Client Sample ID: AF90619	Lab Sample ID: 680-246968-4
No Detections.	
Client Sample ID: AF90641	Lab Sample ID: 680-246968-5
No Detections.	
Client Sample ID: AF90636	Lab Sample ID: 680-246968-6
No Detections.	
Client Sample ID: AF90638	Lab Sample ID: 680-246968-7
No Detections.	
Client Sample ID: AF90639	Lab Sample ID: 680-246968-8
No Detections.	
Client Sample ID: AF90640	Lab Sample ID: 680-246968-9
No Detections.	
Client Sample ID: AF90635	Lab Sample ID: 680-246968-10
No Detections.	
Client Sample ID: AF90608	Lab Sample ID: 680-246968-11
No Detections.	
Client Sample ID: AF90609	Lab Sample ID: 680-246968-12
No Detections.	
Client Sample ID: AF90630	Lab Sample ID: 680-246968-13
No Detections.	
Client Sample ID: AF90623	Lab Sample ID: 680-246968-14
No Detections.	
Client Sample ID: AF90633	Lab Sample ID: 680-246968-15
No Detections.	
Client Sample ID: AF90625	Lab Sample ID: 680-246968-16
No Detections.	

This Detection Summary does not include radiochemical test results.

Eurofins Savannah

Detection Summary

Client: South Carolina Public Service Authority
Project/Site: 125915/JM02.08.G01.1/36500

Job ID: 680-246968-1

Client Sample ID: AF90613

Lab Sample ID: 680-246968-17

No Detections.

Client Sample ID: AF90620

Lab Sample ID: 680-246968-18

No Detections.

Client Sample ID: AF90624

Lab Sample ID: 680-246968-19

No Detections.

- 1
- 2
- 3
- 4
- 5
- 6
- 7
- 8
- 9
- 10
- 11
- 12
- 13
- 14

This Detection Summary does not include radiochemical test results.

Eurofins Savannah

Client Sample Results

Client: South Carolina Public Service Authority
Project/Site: 125915/JM02.08.G01.1/36500

Job ID: 680-246968-1

Client Sample ID: AF90642

Lab Sample ID: 680-246968-1

Date Collected: 02/13/24 11:35

Matrix: Water

Date Received: 02/21/24 10:05

Method: SW846 7470A - Mercury (CVAA)

Analyte	Result	Qualifier	RL	MDL	Unit	D	Prepared	Analyzed	Dil Fac
Mercury	0.200	U	0.200		ug/L		02/22/24 15:20	02/23/24 17:33	1

- 1
- 2
- 3
- 4
- 5
- 6
- 7
- 8
- 9
- 10
- 11
- 12
- 13
- 14

Client Sample Results

Client: South Carolina Public Service Authority
Project/Site: 125915/JM02.08.G01.1/36500

Job ID: 680-246968-1

Client Sample ID: AF90643

Lab Sample ID: 680-246968-2

Date Collected: 02/13/24 12:41

Matrix: Water

Date Received: 02/21/24 10:05

Method: SW846 7470A - Mercury (CVAA)

Analyte	Result	Qualifier	RL	MDL	Unit	D	Prepared	Analyzed	Dil Fac
Mercury	0.200	U	0.200		ug/L		02/22/24 15:20	02/23/24 17:39	1

- 1
- 2
- 3
- 4
- 5
- 6
- 7
- 8
- 9
- 10
- 11
- 12
- 13
- 14

Client Sample Results

Client: South Carolina Public Service Authority
Project/Site: 125915/JM02.08.G01.1/36500

Job ID: 680-246968-1

Client Sample ID: AF90618

Lab Sample ID: 680-246968-3

Date Collected: 02/13/24 13:48

Matrix: Water

Date Received: 02/21/24 10:05

Method: SW846 7470A - Mercury (CVAA)

Analyte	Result	Qualifier	RL	MDL	Unit	D	Prepared	Analyzed	Dil Fac
Mercury	0.200	U	0.200		ug/L		02/22/24 15:20	02/23/24 17:42	1

- 1
- 2
- 3
- 4
- 5
- 6
- 7
- 8
- 9
- 10
- 11
- 12
- 13
- 14

Client Sample Results

Client: South Carolina Public Service Authority
Project/Site: 125915/JM02.08.G01.1/36500

Job ID: 680-246968-1

Client Sample ID: AF90619

Lab Sample ID: 680-246968-4

Date Collected: 02/13/24 13:53

Matrix: Water

Date Received: 02/21/24 10:05

Method: SW846 7470A - Mercury (CVAA)

Analyte	Result	Qualifier	RL	MDL	Unit	D	Prepared	Analyzed	Dil Fac
Mercury	0.200	U	0.200		ug/L		02/22/24 15:20	02/23/24 17:44	1

- 1
- 2
- 3
- 4
- 5
- 6
- 7
- 8
- 9
- 10
- 11
- 12
- 13
- 14

Client Sample Results

Client: South Carolina Public Service Authority
Project/Site: 125915/JM02.08.G01.1/36500

Job ID: 680-246968-1

Client Sample ID: AF90641

Lab Sample ID: 680-246968-5

Date Collected: 02/12/24 14:05

Matrix: Water

Date Received: 02/21/24 10:05

Method: SW846 7470A - Mercury (CVAA)

Analyte	Result	Qualifier	RL	MDL	Unit	D	Prepared	Analyzed	Dil Fac
Mercury	0.200	U	0.200		ug/L		02/22/24 15:20	02/23/24 17:46	1

- 1
- 2
- 3
- 4
- 5
- 6
- 7
- 8
- 9
- 10
- 11
- 12
- 13
- 14

Client Sample Results

Client: South Carolina Public Service Authority
Project/Site: 125915/JM02.08.G01.1/36500

Job ID: 680-246968-1

Client Sample ID: AF90636

Lab Sample ID: 680-246968-6

Date Collected: 02/13/24 10:13

Matrix: Water

Date Received: 02/21/24 10:05

Method: SW846 7470A - Mercury (CVAA)

Analyte	Result	Qualifier	RL	MDL	Unit	D	Prepared	Analyzed	Dil Fac
Mercury	0.200	U	0.200		ug/L		02/22/24 15:20	02/23/24 17:48	1

- 1
- 2
- 3
- 4
- 5
- 6
- 7
- 8
- 9
- 10
- 11
- 12
- 13
- 14

Client Sample Results

Client: South Carolina Public Service Authority
Project/Site: 125915/JM02.08.G01.1/36500

Job ID: 680-246968-1

Client Sample ID: AF90638

Lab Sample ID: 680-246968-7

Date Collected: 02/14/24 10:10

Matrix: Water

Date Received: 02/21/24 10:05

Method: SW846 7470A - Mercury (CVAA)

Analyte	Result	Qualifier	RL	MDL	Unit	D	Prepared	Analyzed	Dil Fac
Mercury	0.200	U	0.200		ug/L		02/22/24 15:20	02/23/24 17:50	1

- 1
- 2
- 3
- 4
- 5
- 6
- 7
- 8
- 9
- 10
- 11
- 12
- 13
- 14

Client Sample Results

Client: South Carolina Public Service Authority
Project/Site: 125915/JM02.08.G01.1/36500

Job ID: 680-246968-1

Client Sample ID: AF90639

Lab Sample ID: 680-246968-8

Date Collected: 02/14/24 11:05

Matrix: Water

Date Received: 02/21/24 10:05

Method: SW846 7470A - Mercury (CVAA)

Analyte	Result	Qualifier	RL	MDL	Unit	D	Prepared	Analyzed	Dil Fac
Mercury	0.200	U	0.200		ug/L		02/22/24 15:20	02/23/24 17:52	1

- 1
- 2
- 3
- 4
- 5
- 6
- 7
- 8
- 9
- 10
- 11
- 12
- 13
- 14

Client Sample Results

Client: South Carolina Public Service Authority
Project/Site: 125915/JM02.08.G01.1/36500

Job ID: 680-246968-1

Client Sample ID: AF90640

Lab Sample ID: 680-246968-9

Date Collected: 02/14/24 11:10

Matrix: Water

Date Received: 02/21/24 10:05

Method: SW846 7470A - Mercury (CVAA)

Analyte	Result	Qualifier	RL	MDL	Unit	D	Prepared	Analyzed	Dil Fac
Mercury	0.200	U	0.200		ug/L		02/22/24 15:20	02/23/24 17:54	1

- 1
- 2
- 3
- 4
- 5
- 6
- 7
- 8
- 9
- 10
- 11
- 12
- 13
- 14

Client Sample Results

Client: South Carolina Public Service Authority
Project/Site: 125915/JM02.08.G01.1/36500

Job ID: 680-246968-1

Client Sample ID: AF90635

Lab Sample ID: 680-246968-10

Date Collected: 02/14/24 12:19

Matrix: Water

Date Received: 02/21/24 10:05

Method: SW846 7470A - Mercury (CVAA)

Analyte	Result	Qualifier	RL	MDL	Unit	D	Prepared	Analyzed	Dil Fac
Mercury	0.200	U	0.200		ug/L		02/22/24 15:20	02/23/24 17:56	1

- 1
- 2
- 3
- 4
- 5
- 6
- 7
- 8
- 9
- 10
- 11
- 12
- 13
- 14

Client Sample Results

Client: South Carolina Public Service Authority
Project/Site: 125915/JM02.08.G01.1/36500

Job ID: 680-246968-1

Client Sample ID: AF90608

Lab Sample ID: 680-246968-11

Date Collected: 02/14/24 14:04

Matrix: Water

Date Received: 02/21/24 10:05

Method: SW846 7470A - Mercury (CVAA)

Analyte	Result	Qualifier	RL	MDL	Unit	D	Prepared	Analyzed	Dil Fac
Mercury	0.200	U	0.200		ug/L		02/26/24 11:43	02/26/24 17:12	1

- 1
- 2
- 3
- 4
- 5
- 6
- 7
- 8
- 9
- 10
- 11
- 12
- 13
- 14

Client Sample Results

Client: South Carolina Public Service Authority
Project/Site: 125915/JM02.08.G01.1/36500

Job ID: 680-246968-1

Client Sample ID: AF90609

Lab Sample ID: 680-246968-12

Date Collected: 02/14/24 14:09

Matrix: Water

Date Received: 02/21/24 10:05

Method: SW846 7470A - Mercury (CVAA)

Analyte	Result	Qualifier	RL	MDL	Unit	D	Prepared	Analyzed	Dil Fac
Mercury	0.200	U	0.200		ug/L		02/26/24 11:43	02/26/24 17:18	1

- 1
- 2
- 3
- 4
- 5
- 6
- 7
- 8
- 9
- 10
- 11
- 12
- 13
- 14

Client Sample Results

Client: South Carolina Public Service Authority
Project/Site: 125915/JM02.08.G01.1/36500

Job ID: 680-246968-1

Client Sample ID: AF90630

Lab Sample ID: 680-246968-13

Date Collected: 02/15/24 11:25

Matrix: Water

Date Received: 02/21/24 10:05

Method: SW846 7470A - Mercury (CVAA)

Analyte	Result	Qualifier	RL	MDL	Unit	D	Prepared	Analyzed	Dil Fac
Mercury	0.200	U	0.200		ug/L		02/26/24 11:43	02/26/24 17:20	1

- 1
- 2
- 3
- 4
- 5
- 6
- 7
- 8
- 9
- 10
- 11
- 12
- 13
- 14

Client Sample Results

Client: South Carolina Public Service Authority
Project/Site: 125915/JM02.08.G01.1/36500

Job ID: 680-246968-1

Client Sample ID: AF90623

Lab Sample ID: 680-246968-14

Date Collected: 02/15/24 12:20

Matrix: Water

Date Received: 02/21/24 10:05

Method: SW846 7470A - Mercury (CVAA)

Analyte	Result	Qualifier	RL	MDL	Unit	D	Prepared	Analyzed	Dil Fac
Mercury	0.200	U	0.200		ug/L		02/26/24 11:43	02/26/24 17:22	1

- 1
- 2
- 3
- 4
- 5
- 6
- 7
- 8
- 9
- 10
- 11
- 12
- 13
- 14

Client Sample Results

Client: South Carolina Public Service Authority
Project/Site: 125915/JM02.08.G01.1/36500

Job ID: 680-246968-1

Client Sample ID: AF90633

Lab Sample ID: 680-246968-15

Date Collected: 02/15/24 14:12

Matrix: Water

Date Received: 02/21/24 10:05

Method: SW846 7470A - Mercury (CVAA)

Analyte	Result	Qualifier	RL	MDL	Unit	D	Prepared	Analyzed	Dil Fac
Mercury	0.200	U	0.200		ug/L		02/26/24 11:43	02/26/24 17:24	1

- 1
- 2
- 3
- 4
- 5
- 6
- 7
- 8
- 9
- 10
- 11
- 12
- 13
- 14

Client Sample Results

Client: South Carolina Public Service Authority
Project/Site: 125915/JM02.08.G01.1/36500

Job ID: 680-246968-1

Client Sample ID: AF90625

Lab Sample ID: 680-246968-16

Date Collected: 02/15/24 10:35

Matrix: Water

Date Received: 02/21/24 10:05

Method: SW846 7470A - Mercury (CVAA)

Analyte	Result	Qualifier	RL	MDL	Unit	D	Prepared	Analyzed	Dil Fac
Mercury	0.200	U	0.200		ug/L		02/26/24 11:43	02/26/24 17:26	1

- 1
- 2
- 3
- 4
- 5
- 6
- 7
- 8
- 9
- 10
- 11
- 12
- 13
- 14

Client Sample Results

Client: South Carolina Public Service Authority
Project/Site: 125915/JM02.08.G01.1/36500

Job ID: 680-246968-1

Client Sample ID: AF90613

Lab Sample ID: 680-246968-17

Date Collected: 02/15/24 13:31

Matrix: Water

Date Received: 02/21/24 10:05

Method: SW846 7470A - Mercury (CVAA)

Analyte	Result	Qualifier	RL	MDL	Unit	D	Prepared	Analyzed	Dil Fac
Mercury	0.200	U	0.200		ug/L		02/26/24 11:43	02/26/24 17:32	1

- 1
- 2
- 3
- 4
- 5
- 6
- 7
- 8
- 9
- 10
- 11
- 12
- 13
- 14

Client Sample Results

Client: South Carolina Public Service Authority
Project/Site: 125915/JM02.08.G01.1/36500

Job ID: 680-246968-1

Client Sample ID: AF90620

Lab Sample ID: 680-246968-18

Date Collected: 02/12/24 12:45

Matrix: Water

Date Received: 02/21/24 10:05

Method: SW846 7470A - Mercury (CVAA)

Analyte	Result	Qualifier	RL	MDL	Unit	D	Prepared	Analyzed	Dil Fac
Mercury	0.200	U	0.200		ug/L		02/26/24 11:43	02/26/24 17:34	1

- 1
- 2
- 3
- 4
- 5
- 6
- 7
- 8
- 9
- 10
- 11
- 12
- 13
- 14

Client Sample Results

Client: South Carolina Public Service Authority
Project/Site: 125915/JM02.08.G01.1/36500

Job ID: 680-246968-1

Client Sample ID: AF90624

Lab Sample ID: 680-246968-19

Date Collected: 02/12/24 11:47

Matrix: Water

Date Received: 02/21/24 10:05

Method: SW846 7470A - Mercury (CVAA)

Analyte	Result	Qualifier	RL	MDL	Unit	D	Prepared	Analyzed	Dil Fac
Mercury	0.200	U	0.200		ug/L		02/26/24 11:43	02/26/24 17:36	1

- 1
- 2
- 3
- 4
- 5
- 6
- 7
- 8
- 9
- 10
- 11
- 12
- 13
- 14

QC Sample Results

Client: South Carolina Public Service Authority
 Project/Site: 125915/JM02.08.G01.1/36500

Job ID: 680-246968-1

Method: 7470A - Mercury (CVAA)

Lab Sample ID: MB 680-824088/1-A
Matrix: Water
Analysis Batch: 824292

Client Sample ID: Method Blank
Prep Type: Total/NA
Prep Batch: 824088

Analyte	MB Result	MB Qualifier	RL	MDL	Unit	D	Prepared	Analyzed	Dil Fac
Mercury	0.200	U	0.200		ug/L		02/22/24 15:20	02/23/24 17:00	1

Lab Sample ID: LCS 680-824088/2-A
Matrix: Water
Analysis Batch: 824292

Client Sample ID: Lab Control Sample
Prep Type: Total/NA
Prep Batch: 824088

Analyte	Spike Added	LCS Result	LCS Qualifier	Unit	D	%Rec	%Rec Limits
Mercury	2.50	2.384		ug/L		95	80 - 120

Lab Sample ID: 680-246896-E-1-E MS
Matrix: Water
Analysis Batch: 824292

Client Sample ID: Matrix Spike
Prep Type: Total/NA
Prep Batch: 824088

Analyte	Sample Result	Sample Qualifier	Spike Added	MS Result	MS Qualifier	Unit	D	%Rec	%Rec Limits
Mercury	0.200	U F1	1.00	0.5773	F1	ug/L		58	80 - 120

Lab Sample ID: 680-246896-E-1-F MSD
Matrix: Water
Analysis Batch: 824292

Client Sample ID: Matrix Spike Duplicate
Prep Type: Total/NA
Prep Batch: 824088

Analyte	Sample Result	Sample Qualifier	Spike Added	MSD Result	MSD Qualifier	Unit	D	%Rec	%Rec Limits	RPD	RPD Limit
Mercury	0.200	U F1	1.00	0.6176	F1	ug/L		62	80 - 120	7	20

Lab Sample ID: MB 680-824551/1-A
Matrix: Water
Analysis Batch: 824780

Client Sample ID: Method Blank
Prep Type: Total/NA
Prep Batch: 824551

Analyte	MB Result	MB Qualifier	RL	MDL	Unit	D	Prepared	Analyzed	Dil Fac
Mercury	0.200	U	0.200		ug/L		02/26/24 11:43	02/26/24 17:08	1

Lab Sample ID: LCS 680-824551/2-A
Matrix: Water
Analysis Batch: 824780

Client Sample ID: Lab Control Sample
Prep Type: Total/NA
Prep Batch: 824551

Analyte	Spike Added	LCS Result	LCS Qualifier	Unit	D	%Rec	%Rec Limits
Mercury	2.50	2.120		ug/L		85	80 - 120

Lab Sample ID: 680-246968-11 MS
Matrix: Water
Analysis Batch: 824780

Client Sample ID: AF90608
Prep Type: Total/NA
Prep Batch: 824551

Analyte	Sample Result	Sample Qualifier	Spike Added	MS Result	MS Qualifier	Unit	D	%Rec	%Rec Limits
Mercury	0.200	U	1.00	0.8729		ug/L		87	80 - 120

Lab Sample ID: 680-246968-11 MSD
Matrix: Water
Analysis Batch: 824780

Client Sample ID: AF90608
Prep Type: Total/NA
Prep Batch: 824551

Analyte	Sample Result	Sample Qualifier	Spike Added	MSD Result	MSD Qualifier	Unit	D	%Rec	%Rec Limits	RPD	RPD Limit
Mercury	0.200	U	1.00	0.8121		ug/L		81	80 - 120	7	20

Eurofins Savannah

QC Association Summary

Client: South Carolina Public Service Authority
 Project/Site: 125915/JM02.08.G01.1/36500

Job ID: 680-246968-1

Metals

Prep Batch: 824088

Lab Sample ID	Client Sample ID	Prep Type	Matrix	Method	Prep Batch
680-246968-1	AF90642	Total/NA	Water	7470A	
680-246968-2	AF90643	Total/NA	Water	7470A	
680-246968-3	AF90618	Total/NA	Water	7470A	
680-246968-4	AF90619	Total/NA	Water	7470A	
680-246968-5	AF90641	Total/NA	Water	7470A	
680-246968-6	AF90636	Total/NA	Water	7470A	
680-246968-7	AF90638	Total/NA	Water	7470A	
680-246968-8	AF90639	Total/NA	Water	7470A	
680-246968-9	AF90640	Total/NA	Water	7470A	
680-246968-10	AF90635	Total/NA	Water	7470A	
MB 680-824088/1-A	Method Blank	Total/NA	Water	7470A	
LCS 680-824088/2-A	Lab Control Sample	Total/NA	Water	7470A	
680-246896-E-1-E MS	Matrix Spike	Total/NA	Water	7470A	
680-246896-E-1-F MSD	Matrix Spike Duplicate	Total/NA	Water	7470A	

Analysis Batch: 824292

Lab Sample ID	Client Sample ID	Prep Type	Matrix	Method	Prep Batch
680-246968-1	AF90642	Total/NA	Water	7470A	824088
680-246968-2	AF90643	Total/NA	Water	7470A	824088
680-246968-3	AF90618	Total/NA	Water	7470A	824088
680-246968-4	AF90619	Total/NA	Water	7470A	824088
680-246968-5	AF90641	Total/NA	Water	7470A	824088
680-246968-6	AF90636	Total/NA	Water	7470A	824088
680-246968-7	AF90638	Total/NA	Water	7470A	824088
680-246968-8	AF90639	Total/NA	Water	7470A	824088
680-246968-9	AF90640	Total/NA	Water	7470A	824088
680-246968-10	AF90635	Total/NA	Water	7470A	824088
MB 680-824088/1-A	Method Blank	Total/NA	Water	7470A	824088
LCS 680-824088/2-A	Lab Control Sample	Total/NA	Water	7470A	824088
680-246896-E-1-E MS	Matrix Spike	Total/NA	Water	7470A	824088
680-246896-E-1-F MSD	Matrix Spike Duplicate	Total/NA	Water	7470A	824088

Prep Batch: 824551

Lab Sample ID	Client Sample ID	Prep Type	Matrix	Method	Prep Batch
680-246968-11	AF90608	Total/NA	Water	7470A	
680-246968-12	AF90609	Total/NA	Water	7470A	
680-246968-13	AF90630	Total/NA	Water	7470A	
680-246968-14	AF90623	Total/NA	Water	7470A	
680-246968-15	AF90633	Total/NA	Water	7470A	
680-246968-16	AF90625	Total/NA	Water	7470A	
680-246968-17	AF90613	Total/NA	Water	7470A	
680-246968-18	AF90620	Total/NA	Water	7470A	
680-246968-19	AF90624	Total/NA	Water	7470A	
MB 680-824551/1-A	Method Blank	Total/NA	Water	7470A	
LCS 680-824551/2-A	Lab Control Sample	Total/NA	Water	7470A	
680-246968-11 MS	AF90608	Total/NA	Water	7470A	
680-246968-11 MSD	AF90608	Total/NA	Water	7470A	

Analysis Batch: 824780

Lab Sample ID	Client Sample ID	Prep Type	Matrix	Method	Prep Batch
680-246968-11	AF90608	Total/NA	Water	7470A	824551

QC Association Summary


Client: South Carolina Public Service Authority
Project/Site: 125915/JM02.08.G01.1/36500

Job ID: 680-246968-1

Metals (Continued)

Analysis Batch: 824780 (Continued)

Lab Sample ID	Client Sample ID	Prep Type	Matrix	Method	Prep Batch
680-246968-12	AF90609	Total/NA	Water	7470A	824551
680-246968-13	AF90630	Total/NA	Water	7470A	824551
680-246968-14	AF90623	Total/NA	Water	7470A	824551
680-246968-15	AF90633	Total/NA	Water	7470A	824551
680-246968-16	AF90625	Total/NA	Water	7470A	824551
680-246968-17	AF90613	Total/NA	Water	7470A	824551
680-246968-18	AF90620	Total/NA	Water	7470A	824551
680-246968-19	AF90624	Total/NA	Water	7470A	824551
MB 680-824551/1-A	Method Blank	Total/NA	Water	7470A	824551
LCS 680-824551/2-A	Lab Control Sample	Total/NA	Water	7470A	824551
680-246968-11 MS	AF90608	Total/NA	Water	7470A	824551
680-246968-11 MSD	AF90608	Total/NA	Water	7470A	824551



Lab Chronicle

Client: South Carolina Public Service Authority
Project/Site: 125915/JM02.08.G01.1/36500

Job ID: 680-246968-1

Client Sample ID: AF90642

Lab Sample ID: 680-246968-1

Date Collected: 02/13/24 11:35

Matrix: Water

Date Received: 02/21/24 10:05

Prep Type	Batch Type	Batch Method	Run	Dilution Factor	Batch Number	Analyst	Lab	Prepared or Analyzed
Total/NA	Prep	7470A			824088	DW	EET SAV	02/22/24 15:20
Total/NA	Analysis	7470A		1	824292	DW	EET SAV	02/23/24 17:33

Client Sample ID: AF90643

Lab Sample ID: 680-246968-2

Date Collected: 02/13/24 12:41

Matrix: Water

Date Received: 02/21/24 10:05

Prep Type	Batch Type	Batch Method	Run	Dilution Factor	Batch Number	Analyst	Lab	Prepared or Analyzed
Total/NA	Prep	7470A			824088	DW	EET SAV	02/22/24 15:20
Total/NA	Analysis	7470A		1	824292	DW	EET SAV	02/23/24 17:39

Client Sample ID: AF90618

Lab Sample ID: 680-246968-3

Date Collected: 02/13/24 13:48

Matrix: Water

Date Received: 02/21/24 10:05

Prep Type	Batch Type	Batch Method	Run	Dilution Factor	Batch Number	Analyst	Lab	Prepared or Analyzed
Total/NA	Prep	7470A			824088	DW	EET SAV	02/22/24 15:20
Total/NA	Analysis	7470A		1	824292	DW	EET SAV	02/23/24 17:42

Client Sample ID: AF90619

Lab Sample ID: 680-246968-4

Date Collected: 02/13/24 13:53

Matrix: Water

Date Received: 02/21/24 10:05

Prep Type	Batch Type	Batch Method	Run	Dilution Factor	Batch Number	Analyst	Lab	Prepared or Analyzed
Total/NA	Prep	7470A			824088	DW	EET SAV	02/22/24 15:20
Total/NA	Analysis	7470A		1	824292	DW	EET SAV	02/23/24 17:44

Client Sample ID: AF90641

Lab Sample ID: 680-246968-5

Date Collected: 02/12/24 14:05

Matrix: Water

Date Received: 02/21/24 10:05

Prep Type	Batch Type	Batch Method	Run	Dilution Factor	Batch Number	Analyst	Lab	Prepared or Analyzed
Total/NA	Prep	7470A			824088	DW	EET SAV	02/22/24 15:20
Total/NA	Analysis	7470A		1	824292	DW	EET SAV	02/23/24 17:46

Client Sample ID: AF90636

Lab Sample ID: 680-246968-6

Date Collected: 02/13/24 10:13

Matrix: Water

Date Received: 02/21/24 10:05

Prep Type	Batch Type	Batch Method	Run	Dilution Factor	Batch Number	Analyst	Lab	Prepared or Analyzed
Total/NA	Prep	7470A			824088	DW	EET SAV	02/22/24 15:20
Total/NA	Analysis	7470A		1	824292	DW	EET SAV	02/23/24 17:48

Lab Chronicle

Client: South Carolina Public Service Authority
 Project/Site: 125915/JM02.08.G01.1/36500

Job ID: 680-246968-1

Client Sample ID: AF90638

Lab Sample ID: 680-246968-7

Date Collected: 02/14/24 10:10

Matrix: Water

Date Received: 02/21/24 10:05

Prep Type	Batch Type	Batch Method	Run	Dilution Factor	Batch Number	Analyst	Lab	Prepared or Analyzed
Total/NA	Prep	7470A			824088	DW	EET SAV	02/22/24 15:20
Total/NA	Analysis	7470A		1	824292	DW	EET SAV	02/23/24 17:50

Client Sample ID: AF90639

Lab Sample ID: 680-246968-8

Date Collected: 02/14/24 11:05

Matrix: Water

Date Received: 02/21/24 10:05

Prep Type	Batch Type	Batch Method	Run	Dilution Factor	Batch Number	Analyst	Lab	Prepared or Analyzed
Total/NA	Prep	7470A			824088	DW	EET SAV	02/22/24 15:20
Total/NA	Analysis	7470A		1	824292	DW	EET SAV	02/23/24 17:52

Client Sample ID: AF90640

Lab Sample ID: 680-246968-9

Date Collected: 02/14/24 11:10

Matrix: Water

Date Received: 02/21/24 10:05

Prep Type	Batch Type	Batch Method	Run	Dilution Factor	Batch Number	Analyst	Lab	Prepared or Analyzed
Total/NA	Prep	7470A			824088	DW	EET SAV	02/22/24 15:20
Total/NA	Analysis	7470A		1	824292	DW	EET SAV	02/23/24 17:54

Client Sample ID: AF90635

Lab Sample ID: 680-246968-10

Date Collected: 02/14/24 12:19

Matrix: Water

Date Received: 02/21/24 10:05

Prep Type	Batch Type	Batch Method	Run	Dilution Factor	Batch Number	Analyst	Lab	Prepared or Analyzed
Total/NA	Prep	7470A			824088	DW	EET SAV	02/22/24 15:20
Total/NA	Analysis	7470A		1	824292	DW	EET SAV	02/23/24 17:56

Client Sample ID: AF90608

Lab Sample ID: 680-246968-11

Date Collected: 02/14/24 14:04

Matrix: Water

Date Received: 02/21/24 10:05

Prep Type	Batch Type	Batch Method	Run	Dilution Factor	Batch Number	Analyst	Lab	Prepared or Analyzed
Total/NA	Prep	7470A			824551	DW	EET SAV	02/26/24 11:43
Total/NA	Analysis	7470A		1	824780	DW	EET SAV	02/26/24 17:12

Client Sample ID: AF90609

Lab Sample ID: 680-246968-12

Date Collected: 02/14/24 14:09

Matrix: Water

Date Received: 02/21/24 10:05

Prep Type	Batch Type	Batch Method	Run	Dilution Factor	Batch Number	Analyst	Lab	Prepared or Analyzed
Total/NA	Prep	7470A			824551	DW	EET SAV	02/26/24 11:43
Total/NA	Analysis	7470A		1	824780	DW	EET SAV	02/26/24 17:18

Lab Chronicle

Client: South Carolina Public Service Authority
Project/Site: 125915/JM02.08.G01.1/36500

Job ID: 680-246968-1

Client Sample ID: AF90630

Lab Sample ID: 680-246968-13

Date Collected: 02/15/24 11:25

Matrix: Water

Date Received: 02/21/24 10:05

Prep Type	Batch Type	Batch Method	Run	Dilution Factor	Batch Number	Analyst	Lab	Prepared or Analyzed
Total/NA	Prep	7470A			824551	DW	EET SAV	02/26/24 11:43
Total/NA	Analysis	7470A		1	824780	DW	EET SAV	02/26/24 17:20

Client Sample ID: AF90623

Lab Sample ID: 680-246968-14

Date Collected: 02/15/24 12:20

Matrix: Water

Date Received: 02/21/24 10:05

Prep Type	Batch Type	Batch Method	Run	Dilution Factor	Batch Number	Analyst	Lab	Prepared or Analyzed
Total/NA	Prep	7470A			824551	DW	EET SAV	02/26/24 11:43
Total/NA	Analysis	7470A		1	824780	DW	EET SAV	02/26/24 17:22

Client Sample ID: AF90633

Lab Sample ID: 680-246968-15

Date Collected: 02/15/24 14:12

Matrix: Water

Date Received: 02/21/24 10:05

Prep Type	Batch Type	Batch Method	Run	Dilution Factor	Batch Number	Analyst	Lab	Prepared or Analyzed
Total/NA	Prep	7470A			824551	DW	EET SAV	02/26/24 11:43
Total/NA	Analysis	7470A		1	824780	DW	EET SAV	02/26/24 17:24

Client Sample ID: AF90625

Lab Sample ID: 680-246968-16

Date Collected: 02/15/24 10:35

Matrix: Water

Date Received: 02/21/24 10:05

Prep Type	Batch Type	Batch Method	Run	Dilution Factor	Batch Number	Analyst	Lab	Prepared or Analyzed
Total/NA	Prep	7470A			824551	DW	EET SAV	02/26/24 11:43
Total/NA	Analysis	7470A		1	824780	DW	EET SAV	02/26/24 17:26

Client Sample ID: AF90613

Lab Sample ID: 680-246968-17

Date Collected: 02/15/24 13:31

Matrix: Water

Date Received: 02/21/24 10:05

Prep Type	Batch Type	Batch Method	Run	Dilution Factor	Batch Number	Analyst	Lab	Prepared or Analyzed
Total/NA	Prep	7470A			824551	DW	EET SAV	02/26/24 11:43
Total/NA	Analysis	7470A		1	824780	DW	EET SAV	02/26/24 17:32

Client Sample ID: AF90620

Lab Sample ID: 680-246968-18

Date Collected: 02/12/24 12:45

Matrix: Water

Date Received: 02/21/24 10:05

Prep Type	Batch Type	Batch Method	Run	Dilution Factor	Batch Number	Analyst	Lab	Prepared or Analyzed
Total/NA	Prep	7470A			824551	DW	EET SAV	02/26/24 11:43
Total/NA	Analysis	7470A		1	824780	DW	EET SAV	02/26/24 17:34

Lab Chronicle

Client: South Carolina Public Service Authority
Project/Site: 125915/JM02.08.G01.1/36500

Job ID: 680-246968-1

Client Sample ID: AF90624

Lab Sample ID: 680-246968-19

Date Collected: 02/12/24 11:47

Matrix: Water

Date Received: 02/21/24 10:05

Prep Type	Batch Type	Batch Method	Run	Dilution Factor	Batch Number	Analyst	Lab	Prepared or Analyzed
Total/NA	Prep	7470A			824551	DW	EET SAV	02/26/24 11:43
Total/NA	Analysis	7470A		1	824780	DW	EET SAV	02/26/24 17:36

Laboratory References:

EET SAV = Eurofins Savannah, 5102 LaRoche Avenue, Savannah, GA 31404, TEL (912)354-7858

- 1
- 2
- 3
- 4
- 5
- 6
- 7
- 8
- 9
- 10
- 11
- 12
- 13
- 14

Contract Lab info: 1A-SAV Contract Lab Due Date (Lab Only): 2 / 29 / 24 Send report to lwillia@santecooper.com & sherrillevy@santecooper.com

Chain of Custody

Customer Email/Report Recipient: lcwillia@santecooper.com
 Date Results Needed by: 2/29/24
 Project/Task/Unit #: 125915 / 0M02.08.GP-1 / 35500
 Rerun request for any flagged QC: Yes No

santee cooper
 One Riverwood Drive
 Morris, SC 29461
 Phone: (843)761-8000 Ext. 5148
 Fax: (843)761-4175

Analysis Group

Labworks ID # (Internal use only)	Sample Location/ Description	Collection Date	Collection Time	Sample Collector	Total # of containers	Bottle Type: (Glass-G/Plastic-P)	Grab (G) or Composite (C)	Matrix(see below)	Preservative (see below)	Method #	Reporting Limit	Misc. sample info	Any other notes
AF90642	WLF-A2-1	2/13/24	1135	WTK BM	1	F	G	GW	2	7470	RL = 0.2 mg/L		X
43	WLF-A2-2		1241										
18	WAF-17		1348										
19	WAF-17 DUP		1353										
AF90641	WLF-A1-5	2/12/24	1405										
AF90636	WLF-A1-1	2/13/24	1013										
AF90638	WLF-A1-3	2/14/24	1010										
39	WLF-A1-4		1105										
40	WLF-A1-4 DUP		1110										
35	WBW-A1-1		1219										




Relinquished by:	Employee#	Date	Time	Received by:	Employee #	Date	Time
Relinquished by:	35594	2/20/24	1300	Relinquished by:			
Relinquished by:				Relinquished by:			
Relinquished by:				Relinquished by:			

Sample Receiving (Internal Use Only)
 TEMP (C): 14.2/15.2 Initial:
 Correct pH: Yes No
 Preservative Lot#: _____
 Date/Time/Unit for preservative: _____

FLYASH <input type="checkbox"/> Ammonia <input type="checkbox"/> LOI <input type="checkbox"/> % Carbon <input type="checkbox"/> Mineral <input type="checkbox"/> Sieve <input type="checkbox"/> % Moisture NPDES <input type="checkbox"/> Oil & Grease <input type="checkbox"/> As <input type="checkbox"/> TSS	COAL <input type="checkbox"/> Ultimate <input type="checkbox"/> % Moisture <input type="checkbox"/> Ash <input type="checkbox"/> Sulfur <input type="checkbox"/> BTUs <input type="checkbox"/> Volatile Matter <input type="checkbox"/> CHN Other Tests: <input type="checkbox"/> XRF Scan <input type="checkbox"/> HGI <input type="checkbox"/> Fineness <input type="checkbox"/> Particulate Matter	GYPSSUM <input type="checkbox"/> Wallboard <input type="checkbox"/> Gypsum/all <input type="checkbox"/> ATM <input type="checkbox"/> OC <input type="checkbox"/> Total metals <input type="checkbox"/> Soluble Metals <input type="checkbox"/> Purity (CASO4) <input type="checkbox"/> % Moisture <input type="checkbox"/> Sulfates <input type="checkbox"/> pH <input type="checkbox"/> Chlorides <input type="checkbox"/> Particle Size	MISC. <input type="checkbox"/> BTEX <input type="checkbox"/> Naphthalene <input type="checkbox"/> THM/HA <input type="checkbox"/> VOC <input type="checkbox"/> Oil & Grease <input type="checkbox"/> E. Coli <input type="checkbox"/> Total Coliform <input type="checkbox"/> pH <input type="checkbox"/> Dissolved As <input type="checkbox"/> Dissolved Fe <input type="checkbox"/> Rad 226 <input type="checkbox"/> Rad 228 <input type="checkbox"/> RCB	NUTRIENTS <input type="checkbox"/> TOC <input type="checkbox"/> DOC <input type="checkbox"/> Naphthalene <input type="checkbox"/> TP/PP04 <input type="checkbox"/> NH3-N <input type="checkbox"/> F <input type="checkbox"/> Cl <input type="checkbox"/> NO2 <input type="checkbox"/> Br <input type="checkbox"/> NO3 <input type="checkbox"/> SO4	<input type="checkbox"/> METALS (all) <input type="checkbox"/> Ag <input type="checkbox"/> Cu <input type="checkbox"/> Sb <input type="checkbox"/> Se <input type="checkbox"/> Fe <input type="checkbox"/> K <input type="checkbox"/> Sn <input type="checkbox"/> Li <input type="checkbox"/> Mg <input type="checkbox"/> Ti <input type="checkbox"/> Ba <input type="checkbox"/> Be <input type="checkbox"/> Mn <input type="checkbox"/> Mo <input type="checkbox"/> V <input type="checkbox"/> Na <input type="checkbox"/> Ni <input type="checkbox"/> Hg <input type="checkbox"/> Pb <input type="checkbox"/> Cr
---	---	--	---	--	---

Matrix codes: GW-groundwater, DW-drinking water, SW-surface water, WW-waste water, BW-boiler water, L-limestone, O-oil, S-soil, SL-solid, C-coal, G-gypsum, FA-flyash, BA-bottom ash, M-misc (describe in comment section)
 Preservative code- 1-<4°C 2-HNO3 3-H2SO4 4-HCl 5-Na2SO3 6-Other (Specify)



Santee Cooper
 One Riverwood Drive
 Moncks Corner, SC 29461
 Phone: (843)761-8000 Ext. 5148
 Fax: (843)761-4175

Rerun request for any flagged QC

Yes No

Analysis Group

Chain of Custody

Contract Lab Info: TR-SM Contract Lab Due Date (Lab Only): 2 / 27 / 24 Send report to lcwillia@santeecooper.com & sherrillevy@santeecooper.com

Labworks ID # (Internal use only)	Sample Location/ Description	Collection Date	Collection Time	Sample Collector	Total # of containers	Bottle type: (Glass- G/Plastic-P)	Grab (G) or Composite (C)	Matrix(see below)	Preservative (see below)	Method #	Reporting limit	Misc. sample info	Any other notes	Comments
AF90608	WAF-12	2/14/24	1404	WGR BM	1	P	G	GW	2	7470	RL = 0.2 ug/L			X
AF90609	WAF-12 DUP		1409		1	P	G		1					
AF90630	WAF-27	2/15/24	1125		1	P	G		1					
AF90628	WAF-21		1220		1	P	G		1					
AF90633	WAF-29		1442		1	P	G		1					
AF90625	WAF-23		1035		1	P	G		1					
AF90613	WAF-14A		1331		1	P	G		1					
AF90620	WAF-18	2/12/24	1245		1	P	G		1					
AF90624	WAF-22	2/12/24	1147		1	P	G		1					

Relinquished by:	Employee #	Date	Time	Received by:	Employee #	Date	Time
Shoury	35374	2/20/24	1300	<i>[Signature]</i>		2/21/24	1700
Relinquished by:	Employee #	Date	Time	Received by:	Employee #	Date	Time
Relinquished by:	Employee #	Date	Time	Received by:	Employee #	Date	Time

Sample Receiving (Internal Use Only)		Date/Time/Unit for preservative:	
TMFP (C):	IT2/14.2	Correct pH:	Yes No
Preservative Lot#:			

Matrix codes: GW-groundwater, DW-drinking water, SW-surface water, WW-waste water, BW-boiler water, L-limestone, O-oil, S-soil, SL-solid, C-coal, G-gypsum, FA-flyash, BA-bottom ash, M-misc (describe in comment section)
 Preservative code- 1-<4°C 2-HNO₃ 3-H₂SO₄ 4-HCl 5-Na₂S₂O₃ 6-Other (Specify)

METALS (all)		Nutrients		MISC.		Coal		Flyash		NPDES																													
<input type="checkbox"/> Ag	<input type="checkbox"/> Cu	<input type="checkbox"/> Sb	<input type="checkbox"/> Se	<input type="checkbox"/> Fe	<input type="checkbox"/> Al	<input type="checkbox"/> As	<input type="checkbox"/> K	<input type="checkbox"/> Sn	<input type="checkbox"/> H/PPO4	<input type="checkbox"/> NH3-N	<input type="checkbox"/> VOC	<input type="checkbox"/> TMH/AA	<input type="checkbox"/> Naphthalene	<input type="checkbox"/> BTEX	<input type="checkbox"/> PCB	<input type="checkbox"/> Rad 228	<input type="checkbox"/> Rad 226	<input type="checkbox"/> Dissolved Fe	<input type="checkbox"/> Dissolved As	<input type="checkbox"/> Total Coliform	<input type="checkbox"/> OIL & Grease	<input type="checkbox"/> B. Coll	<input type="checkbox"/> VOC	<input type="checkbox"/> Ash	<input type="checkbox"/> % Moisture	<input type="checkbox"/> Ultimate	<input type="checkbox"/> % Moisture	<input type="checkbox"/> Sulfur	<input type="checkbox"/> BTUs	<input type="checkbox"/> Volatile Matter	<input type="checkbox"/> CHN	<input type="checkbox"/> Other Tests:	<input type="checkbox"/> XRF Scan	<input type="checkbox"/> HGI	<input type="checkbox"/> Fineness	<input type="checkbox"/> Particulate Matter	<input type="checkbox"/> OAS	<input type="checkbox"/> Oil & Grease	<input type="checkbox"/> TSS

Login Sample Receipt Checklist

Client: South Carolina Public Service Authority

Job Number: 680-246968-1

Login Number: 246968

List Number: 1

Creator: Stewart, Rendaisha

List Source: Eurofins Savannah

Question	Answer	Comment
Radioactivity wasn't checked or is </= background as measured by a survey meter.	N/A	
The cooler's custody seal, if present, is intact.	True	
Sample custody seals, if present, are intact.	True	
The cooler or samples do not appear to have been compromised or tampered with.	True	
Samples were received on ice.	True	
Cooler Temperature is acceptable.	True	
Cooler Temperature is recorded.	True	
COC is present.	True	
COC is filled out in ink and legible.	True	
COC is filled out with all pertinent information.	True	
Is the Field Sampler's name present on COC?	True	
There are no discrepancies between the containers received and the COC.	True	
Samples are received within Holding Time (excluding tests with immediate HTs)	True	
Sample containers have legible labels.	True	
Containers are not broken or leaking.	True	
Sample collection date/times are provided.	True	
Appropriate sample containers are used.	True	
Sample bottles are completely filled.	True	
Sample Preservation Verified.	N/A	
There is sufficient vol. for all requested analyses, incl. any requested MS/MSDs	True	
Containers requiring zero headspace have no headspace or bubble is <6mm (1/4").	N/A	
Multiphasic samples are not present.	True	
Samples do not require splitting or compositing.	True	
Residual Chlorine Checked.	N/A	

Accreditation/Certification Summary

Client: South Carolina Public Service Authority
Project/Site: 125915/JM02.08.G01.1/36500

Job ID: 680-246968-1

Laboratory: Eurofins Savannah

The accreditations/certifications listed below are applicable to this report.

Authority	Program	Identification Number	Expiration Date
South Carolina	State	98001	06-30-24

- 1
- 2
- 3
- 4
- 5
- 6
- 7
- 8
- 9
- 10
- 11
- 12
- 13
- 14

ANALYTICAL REPORT

PREPARED FOR

Attn: Linda Williams
South Carolina Public Service Authority
Santee Cooper
PO BOX 2946101
Moncks Corner, South Carolina 29461-2901

Generated 3/3/2024 10:38:40 AM

JOB DESCRIPTION

125915/JM02.09.G01.1/36500

JOB NUMBER

680-247155-1

Eurofins Savannah

Job Notes

This report may not be reproduced except in full, and with written approval from the laboratory. The results relate only to the samples tested. For questions please contact the Project Manager at the e-mail address or telephone number listed on this page.

The test results in this report relate only to the samples as received by the laboratory and will meet all requirements of the methodology, with any exceptions noted. This report shall not be reproduced except in full, without the express written approval of the laboratory. All questions should be directed to the Eurofins Environment Testing Southeast, LLC Project Manager.

Authorization



Generated
3/3/2024 10:38:40 AM

Authorized for release by
Jerry Lanier, Project Manager I
Jerry.Lanier@et.eurofinsus.com
(912)250-0281



Table of Contents

Cover Page	1
Table of Contents	3
Case Narrative	4
Sample Summary	5
Method Summary	6
Definitions	7
Detection Summary	8
Client Sample Results	9
QC Sample Results	21
QC Association	22
Chronicle	23
Chain of Custody	25
Receipt Checklists	27
Certification Summary	28

Case Narrative

Client: South Carolina Public Service Authority
Project: 125915/JM02.09.G01.1/36500

Job ID: 680-247155-1

Job ID: 680-247155-1

Eurofins Savannah

Job Narrative 680-247155-1

Analytical test results meet all requirements of the associated regulatory program listed on the Accreditation/Certification Summary Page unless otherwise noted under the individual analysis. Data qualifiers are applied to indicate exceptions. Noncompliant quality control (QC) is further explained in narrative comments.

- Matrix QC may not be reported if insufficient sample or site-specific QC samples were not submitted. In these situations, to demonstrate precision and accuracy at a batch level, a LCS/LCSD may be performed, unless otherwise specified in the method.
- Surrogate and/or isotope dilution analyte recoveries (if applicable) which are outside of the QC window are confirmed unless attributed to a dilution or otherwise noted in the narrative.

Regulated compliance samples (e.g. SDWA, NPDES) must comply with the associated agency requirements/permits.

Receipt

The samples were received on 2/26/2024 10:39 AM. Unless otherwise noted below, the samples arrived in good condition, and, where required, properly preserved and on ice. The temperature of the cooler at receipt time was 17.0°C.

Metals

No additional analytical or quality issues were noted, other than those described above or in the Definitions/ Glossary page.

Eurofins Savannah

Sample Summary

Client: South Carolina Public Service Authority
Project/Site: 125915/JM02.09.G01.1/36500

Job ID: 680-247155-1

Lab Sample ID	Client Sample ID	Matrix	Collected	Received
680-247155-1	AF90610	Water	02/21/24 10:15	02/26/24 10:39
680-247155-2	AF90631	Water	02/21/24 11:03	02/26/24 10:39
680-247155-3	AF90615	Water	02/20/24 11:13	02/26/24 10:39
680-247155-4	AF90614	Water	02/20/24 13:07	02/26/24 10:39
680-247155-5	AF90617	Water	02/20/24 09:51	02/26/24 10:39
680-247155-6	AF90632	Water	02/20/24 14:21	02/26/24 10:39
680-247155-7	AF90611	Water	02/19/24 14:45	02/26/24 10:39
680-247155-8	AF90612	Water	02/19/24 14:20	02/26/24 10:39
680-247155-9	AF90628	Water	02/19/24 09:44	02/26/24 10:39
680-247155-10	AF90629 Dup	Water	02/19/24 09:49	02/26/24 10:39
680-247155-11	AF90627	Water	02/19/24 11:05	02/26/24 10:39
680-247155-12	AF90626	Water	02/19/24 12:49	02/26/24 10:39



Method Summary

Client: South Carolina Public Service Authority
Project/Site: 125915/JM02.09.G01.1/36500

Job ID: 680-247155-1

Method	Method Description	Protocol	Laboratory
7470A	Mercury (CVAA)	SW846	EET SAV
7470A	Preparation, Mercury	SW846	EET SAV

Protocol References:

SW846 = "Test Methods For Evaluating Solid Waste, Physical/Chemical Methods", Third Edition, November 1986 And Its Updates.

Laboratory References:

EET SAV = Eurofins Savannah, 5102 LaRoche Avenue, Savannah, GA 31404, TEL (912)354-7858



Definitions/Glossary

Client: South Carolina Public Service Authority
Project/Site: 125915/JM02.09.G01.1/36500

Job ID: 680-247155-1

Qualifiers

Metals

Qualifier	Qualifier Description
F1	MS and/or MSD recovery exceeds control limits.
U	Indicates the analyte was analyzed for but not detected.

Glossary

Abbreviation	These commonly used abbreviations may or may not be present in this report.
α	Listed under the "D" column to designate that the result is reported on a dry weight basis
%R	Percent Recovery
CFL	Contains Free Liquid
CFU	Colony Forming Unit
CNF	Contains No Free Liquid
DER	Duplicate Error Ratio (normalized absolute difference)
Dil Fac	Dilution Factor
DL	Detection Limit (DoD/DOE)
DL, RA, RE, IN	Indicates a Dilution, Re-analysis, Re-extraction, or additional Initial metals/anion analysis of the sample
DLC	Decision Level Concentration (Radiochemistry)
EDL	Estimated Detection Limit (Dioxin)
LOD	Limit of Detection (DoD/DOE)
LOQ	Limit of Quantitation (DoD/DOE)
MCL	EPA recommended "Maximum Contaminant Level"
MDA	Minimum Detectable Activity (Radiochemistry)
MDC	Minimum Detectable Concentration (Radiochemistry)
MDL	Method Detection Limit
ML	Minimum Level (Dioxin)
MPN	Most Probable Number
MQL	Method Quantitation Limit
NC	Not Calculated
ND	Not Detected at the reporting limit (or MDL or EDL if shown)
NEG	Negative / Absent
POS	Positive / Present
PQL	Practical Quantitation Limit
PRES	Presumptive
QC	Quality Control
RER	Relative Error Ratio (Radiochemistry)
RL	Reporting Limit or Requested Limit (Radiochemistry)
RPD	Relative Percent Difference, a measure of the relative difference between two points
TEF	Toxicity Equivalent Factor (Dioxin)
TEQ	Toxicity Equivalent Quotient (Dioxin)
TNTC	Too Numerous To Count

Detection Summary

Client: South Carolina Public Service Authority
Project/Site: 125915/JM02.09.G01.1/36500

Job ID: 680-247155-1

Client Sample ID: AF90610 **Lab Sample ID: 680-247155-1**

No Detections.

Client Sample ID: AF90631 **Lab Sample ID: 680-247155-2**

No Detections.

Client Sample ID: AF90615 **Lab Sample ID: 680-247155-3**

No Detections.

Client Sample ID: AF90614 **Lab Sample ID: 680-247155-4**

No Detections.

Client Sample ID: AF90617 **Lab Sample ID: 680-247155-5**

No Detections.

Client Sample ID: AF90632 **Lab Sample ID: 680-247155-6**

No Detections.

Client Sample ID: AF90611 **Lab Sample ID: 680-247155-7**

No Detections.

Client Sample ID: AF90612 **Lab Sample ID: 680-247155-8**

No Detections.

Client Sample ID: AF90628 **Lab Sample ID: 680-247155-9**

No Detections.

Client Sample ID: AF90629 Dup **Lab Sample ID: 680-247155-10**

No Detections.

Client Sample ID: AF90627 **Lab Sample ID: 680-247155-11**

No Detections.

Client Sample ID: AF90626 **Lab Sample ID: 680-247155-12**

No Detections.

This Detection Summary does not include radiochemical test results.

Eurofins Savannah



Client Sample Results

Client: South Carolina Public Service Authority
Project/Site: 125915/JM02.09.G01.1/36500

Job ID: 680-247155-1

Client Sample ID: AF90610

Lab Sample ID: 680-247155-1

Date Collected: 02/21/24 10:15

Matrix: Water

Date Received: 02/26/24 10:39

Method: SW846 7470A - Mercury (CVAA)

Analyte	Result	Qualifier	RL	MDL	Unit	D	Prepared	Analyzed	Dil Fac
Mercury	0.200	U	0.200		ug/L		02/28/24 14:33	02/28/24 19:30	1

- 1
- 2
- 3
- 4
- 5
- 6
- 7
- 8
- 9
- 10
- 11
- 12
- 13
- 14

Client Sample Results

Client: South Carolina Public Service Authority
Project/Site: 125915/JM02.09.G01.1/36500

Job ID: 680-247155-1

Client Sample ID: AF90631

Lab Sample ID: 680-247155-2

Date Collected: 02/21/24 11:03

Matrix: Water

Date Received: 02/26/24 10:39

Method: SW846 7470A - Mercury (CVAA)

Analyte	Result	Qualifier	RL	MDL	Unit	D	Prepared	Analyzed	Dil Fac
Mercury	0.200	U	0.200		ug/L		02/28/24 14:33	02/28/24 19:20	1

- 1
- 2
- 3
- 4
- 5
- 6
- 7
- 8
- 9
- 10
- 11
- 12
- 13
- 14

Client Sample Results

Client: South Carolina Public Service Authority
Project/Site: 125915/JM02.09.G01.1/36500

Job ID: 680-247155-1

Client Sample ID: AF90615

Lab Sample ID: 680-247155-3

Date Collected: 02/20/24 11:13

Matrix: Water

Date Received: 02/26/24 10:39

Method: SW846 7470A - Mercury (CVAA)

Analyte	Result	Qualifier	RL	MDL	Unit	D	Prepared	Analyzed	Dil Fac
Mercury	0.200	U	0.200		ug/L		02/28/24 14:33	02/28/24 19:37	1

- 1
- 2
- 3
- 4
- 5
- 6
- 7
- 8
- 9
- 10
- 11
- 12
- 13
- 14

Client Sample Results

Client: South Carolina Public Service Authority
Project/Site: 125915/JM02.09.G01.1/36500

Job ID: 680-247155-1

Client Sample ID: AF90614

Lab Sample ID: 680-247155-4

Date Collected: 02/20/24 13:07

Matrix: Water

Date Received: 02/26/24 10:39

Method: SW846 7470A - Mercury (CVAA)

Analyte	Result	Qualifier	RL	MDL	Unit	D	Prepared	Analyzed	Dil Fac
Mercury	0.200	U	0.200		ug/L		02/28/24 14:33	02/28/24 19:22	1

- 1
- 2
- 3
- 4
- 5
- 6
- 7
- 8
- 9
- 10
- 11
- 12
- 13
- 14

Client Sample Results

Client: South Carolina Public Service Authority
Project/Site: 125915/JM02.09.G01.1/36500

Job ID: 680-247155-1

Client Sample ID: AF90617

Lab Sample ID: 680-247155-5

Date Collected: 02/20/24 09:51

Matrix: Water

Date Received: 02/26/24 10:39

Method: SW846 7470A - Mercury (CVAA)

Analyte	Result	Qualifier	RL	MDL	Unit	D	Prepared	Analyzed	Dil Fac
Mercury	0.200	U	0.200		ug/L		02/28/24 14:33	02/28/24 19:10	1

- 1
- 2
- 3
- 4
- 5
- 6
- 7
- 8
- 9
- 10
- 11
- 12
- 13
- 14

Client Sample Results

Client: South Carolina Public Service Authority
Project/Site: 125915/JM02.09.G01.1/36500

Job ID: 680-247155-1

Client Sample ID: AF90632

Lab Sample ID: 680-247155-6

Date Collected: 02/20/24 14:21

Matrix: Water

Date Received: 02/26/24 10:39

Method: SW846 7470A - Mercury (CVAA)

Analyte	Result	Qualifier	RL	MDL	Unit	D	Prepared	Analyzed	Dil Fac
Mercury	0.200	U	0.200		ug/L		02/28/24 14:33	02/28/24 19:14	1

- 1
- 2
- 3
- 4
- 5
- 6
- 7
- 8
- 9
- 10
- 11
- 12
- 13
- 14

Client Sample Results

Client: South Carolina Public Service Authority
Project/Site: 125915/JM02.09.G01.1/36500

Job ID: 680-247155-1

Client Sample ID: AF90611

Lab Sample ID: 680-247155-7

Date Collected: 02/19/24 14:45

Matrix: Water

Date Received: 02/26/24 10:39

Method: SW846 7470A - Mercury (CVAA)

Analyte	Result	Qualifier	RL	MDL	Unit	D	Prepared	Analyzed	Dil Fac
Mercury	0.200	U	0.200		ug/L		02/28/24 14:33	02/28/24 19:12	1

- 1
- 2
- 3
- 4
- 5
- 6
- 7
- 8
- 9
- 10
- 11
- 12
- 13
- 14

Client Sample Results

Client: South Carolina Public Service Authority
Project/Site: 125915/JM02.09.G01.1/36500

Job ID: 680-247155-1

Client Sample ID: AF90612

Lab Sample ID: 680-247155-8

Date Collected: 02/19/24 14:20

Matrix: Water

Date Received: 02/26/24 10:39

Method: SW846 7470A - Mercury (CVAA)

Analyte	Result	Qualifier	RL	MDL	Unit	D	Prepared	Analyzed	Dil Fac
Mercury	0.200	U	0.200		ug/L		02/28/24 14:33	02/28/24 19:35	1

- 1
- 2
- 3
- 4
- 5
- 6
- 7
- 8
- 9
- 10
- 11
- 12
- 13
- 14

Client Sample Results

Client: South Carolina Public Service Authority
Project/Site: 125915/JM02.09.G01.1/36500

Job ID: 680-247155-1

Client Sample ID: AF90628

Lab Sample ID: 680-247155-9

Date Collected: 02/19/24 09:44

Matrix: Water

Date Received: 02/26/24 10:39

Method: SW846 7470A - Mercury (CVAA)

Analyte	Result	Qualifier	RL	MDL	Unit	D	Prepared	Analyzed	Dil Fac
Mercury	0.200	U	0.200		ug/L		02/28/24 14:33	02/28/24 19:18	1

- 1
- 2
- 3
- 4
- 5
- 6
- 7
- 8
- 9
- 10
- 11
- 12
- 13
- 14

Client Sample Results

Client: South Carolina Public Service Authority
Project/Site: 125915/JM02.09.G01.1/36500

Job ID: 680-247155-1

Client Sample ID: AF90629 Dup

Lab Sample ID: 680-247155-10

Date Collected: 02/19/24 09:49

Matrix: Water

Date Received: 02/26/24 10:39

Method: SW846 7470A - Mercury (CVAA)

Analyte	Result	Qualifier	RL	MDL	Unit	D	Prepared	Analyzed	Dil Fac
Mercury	0.200	U	0.200		ug/L		02/28/24 14:33	02/28/24 19:32	1

- 1
- 2
- 3
- 4
- 5
- 6
- 7
- 8
- 9
- 10
- 11
- 12
- 13
- 14

Client Sample Results

Client: South Carolina Public Service Authority
Project/Site: 125915/JM02.09.G01.1/36500

Job ID: 680-247155-1

Client Sample ID: AF90627

Lab Sample ID: 680-247155-11

Date Collected: 02/19/24 11:05

Matrix: Water

Date Received: 02/26/24 10:39

Method: SW846 7470A - Mercury (CVAA)

Analyte	Result	Qualifier	RL	MDL	Unit	D	Prepared	Analyzed	Dil Fac
Mercury	0.200	U	0.200		ug/L		02/28/24 14:33	02/28/24 19:24	1

- 1
- 2
- 3
- 4
- 5
- 6
- 7
- 8
- 9
- 10
- 11
- 12
- 13
- 14

Client Sample Results

Client: South Carolina Public Service Authority
Project/Site: 125915/JM02.09.G01.1/36500

Job ID: 680-247155-1

Client Sample ID: AF90626

Lab Sample ID: 680-247155-12

Date Collected: 02/19/24 12:49

Matrix: Water

Date Received: 02/26/24 10:39

Method: SW846 7470A - Mercury (CVAA)

Analyte	Result	Qualifier	RL	MDL	Unit	D	Prepared	Analyzed	Dil Fac
Mercury	0.200	U	0.200		ug/L		02/28/24 14:33	02/28/24 19:16	1

- 1
- 2
- 3
- 4
- 5
- 6
- 7
- 8
- 9
- 10
- 11
- 12
- 13
- 14

QC Sample Results

Client: South Carolina Public Service Authority
 Project/Site: 125915/JM02.09.G01.1/36500

Job ID: 680-247155-1

Method: 7470A - Mercury (CVAA)

Lab Sample ID: MB 680-825019/1-A
Matrix: Water
Analysis Batch: 825097

Client Sample ID: Method Blank
Prep Type: Total/NA
Prep Batch: 825019

Analyte	MB Result	MB Qualifier	RL	MDL	Unit	D	Prepared	Analyzed	Dil Fac
Mercury	0.200	U	0.200		ug/L		02/28/24 14:33	02/28/24 18:41	1

Lab Sample ID: LCS 680-825019/2-A
Matrix: Water
Analysis Batch: 825097

Client Sample ID: Lab Control Sample
Prep Type: Total/NA
Prep Batch: 825019

Analyte	Spike Added	LCS Result	LCS Qualifier	Unit	D	%Rec	%Rec Limits
Mercury	2.50	2.199		ug/L		88	80 - 120

Lab Sample ID: 680-247070-C-7-F MS
Matrix: Water
Analysis Batch: 825097

Client Sample ID: Matrix Spike
Prep Type: Total/NA
Prep Batch: 825019

Analyte	Sample Result	Sample Qualifier	Spike Added	MS Result	MS Qualifier	Unit	D	%Rec	%Rec Limits
Mercury	0.200	U F1	1.00	1.944	F1	ug/L		194	80 - 120

Lab Sample ID: 680-247070-C-7-G MSD
Matrix: Water
Analysis Batch: 825097

Client Sample ID: Matrix Spike Duplicate
Prep Type: Total/NA
Prep Batch: 825019

Analyte	Sample Result	Sample Qualifier	Spike Added	MSD Result	MSD Qualifier	Unit	D	%Rec	%Rec Limits	RPD	RPD Limit
Mercury	0.200	U F1	1.00	1.991	F1	ug/L		199	80 - 120	2	20

QC Association Summary

Client: South Carolina Public Service Authority
 Project/Site: 125915/JM02.09.G01.1/36500

Job ID: 680-247155-1

Metals

Prep Batch: 825019

Lab Sample ID	Client Sample ID	Prep Type	Matrix	Method	Prep Batch
680-247155-1	AF90610	Total/NA	Water	7470A	
680-247155-2	AF90631	Total/NA	Water	7470A	
680-247155-3	AF90615	Total/NA	Water	7470A	
680-247155-4	AF90614	Total/NA	Water	7470A	
680-247155-5	AF90617	Total/NA	Water	7470A	
680-247155-6	AF90632	Total/NA	Water	7470A	
680-247155-7	AF90611	Total/NA	Water	7470A	
680-247155-8	AF90612	Total/NA	Water	7470A	
680-247155-9	AF90628	Total/NA	Water	7470A	
680-247155-10	AF90629 Dup	Total/NA	Water	7470A	
680-247155-11	AF90627	Total/NA	Water	7470A	
680-247155-12	AF90626	Total/NA	Water	7470A	
MB 680-825019/1-A	Method Blank	Total/NA	Water	7470A	
LCS 680-825019/2-A	Lab Control Sample	Total/NA	Water	7470A	
680-247070-C-7-F MS	Matrix Spike	Total/NA	Water	7470A	
680-247070-C-7-G MSD	Matrix Spike Duplicate	Total/NA	Water	7470A	

Analysis Batch: 825097

Lab Sample ID	Client Sample ID	Prep Type	Matrix	Method	Prep Batch
680-247155-1	AF90610	Total/NA	Water	7470A	825019
680-247155-2	AF90631	Total/NA	Water	7470A	825019
680-247155-3	AF90615	Total/NA	Water	7470A	825019
680-247155-4	AF90614	Total/NA	Water	7470A	825019
680-247155-5	AF90617	Total/NA	Water	7470A	825019
680-247155-6	AF90632	Total/NA	Water	7470A	825019
680-247155-7	AF90611	Total/NA	Water	7470A	825019
680-247155-8	AF90612	Total/NA	Water	7470A	825019
680-247155-9	AF90628	Total/NA	Water	7470A	825019
680-247155-10	AF90629 Dup	Total/NA	Water	7470A	825019
680-247155-11	AF90627	Total/NA	Water	7470A	825019
680-247155-12	AF90626	Total/NA	Water	7470A	825019
MB 680-825019/1-A	Method Blank	Total/NA	Water	7470A	825019
LCS 680-825019/2-A	Lab Control Sample	Total/NA	Water	7470A	825019
680-247070-C-7-F MS	Matrix Spike	Total/NA	Water	7470A	825019
680-247070-C-7-G MSD	Matrix Spike Duplicate	Total/NA	Water	7470A	825019

Lab Chronicle

Client: South Carolina Public Service Authority
Project/Site: 125915/JM02.09.G01.1/36500

Job ID: 680-247155-1

Client Sample ID: AF90610

Lab Sample ID: 680-247155-1

Date Collected: 02/21/24 10:15

Matrix: Water

Date Received: 02/26/24 10:39

Prep Type	Batch Type	Batch Method	Run	Dilution Factor	Batch Number	Analyst	Lab	Prepared or Analyzed
Total/NA	Prep	7470A			825019	RS	EET SAV	02/28/24 14:33
Total/NA	Analysis	7470A		1	825097	BJB	EET SAV	02/28/24 19:30

Client Sample ID: AF90631

Lab Sample ID: 680-247155-2

Date Collected: 02/21/24 11:03

Matrix: Water

Date Received: 02/26/24 10:39

Prep Type	Batch Type	Batch Method	Run	Dilution Factor	Batch Number	Analyst	Lab	Prepared or Analyzed
Total/NA	Prep	7470A			825019	RS	EET SAV	02/28/24 14:33
Total/NA	Analysis	7470A		1	825097	BJB	EET SAV	02/28/24 19:20

Client Sample ID: AF90615

Lab Sample ID: 680-247155-3

Date Collected: 02/20/24 11:13

Matrix: Water

Date Received: 02/26/24 10:39

Prep Type	Batch Type	Batch Method	Run	Dilution Factor	Batch Number	Analyst	Lab	Prepared or Analyzed
Total/NA	Prep	7470A			825019	RS	EET SAV	02/28/24 14:33
Total/NA	Analysis	7470A		1	825097	BJB	EET SAV	02/28/24 19:37

Client Sample ID: AF90614

Lab Sample ID: 680-247155-4

Date Collected: 02/20/24 13:07

Matrix: Water

Date Received: 02/26/24 10:39

Prep Type	Batch Type	Batch Method	Run	Dilution Factor	Batch Number	Analyst	Lab	Prepared or Analyzed
Total/NA	Prep	7470A			825019	RS	EET SAV	02/28/24 14:33
Total/NA	Analysis	7470A		1	825097	BJB	EET SAV	02/28/24 19:22

Client Sample ID: AF90617

Lab Sample ID: 680-247155-5

Date Collected: 02/20/24 09:51

Matrix: Water

Date Received: 02/26/24 10:39

Prep Type	Batch Type	Batch Method	Run	Dilution Factor	Batch Number	Analyst	Lab	Prepared or Analyzed
Total/NA	Prep	7470A			825019	RS	EET SAV	02/28/24 14:33
Total/NA	Analysis	7470A		1	825097	BJB	EET SAV	02/28/24 19:10

Client Sample ID: AF90632

Lab Sample ID: 680-247155-6

Date Collected: 02/20/24 14:21

Matrix: Water

Date Received: 02/26/24 10:39

Prep Type	Batch Type	Batch Method	Run	Dilution Factor	Batch Number	Analyst	Lab	Prepared or Analyzed
Total/NA	Prep	7470A			825019	RS	EET SAV	02/28/24 14:33
Total/NA	Analysis	7470A		1	825097	BJB	EET SAV	02/28/24 19:14

Lab Chronicle

Client: South Carolina Public Service Authority
 Project/Site: 125915/JM02.09.G01.1/36500

Job ID: 680-247155-1

Client Sample ID: AF90611

Lab Sample ID: 680-247155-7

Date Collected: 02/19/24 14:45

Matrix: Water

Date Received: 02/26/24 10:39

Prep Type	Batch Type	Batch Method	Run	Dilution Factor	Batch Number	Analyst	Lab	Prepared or Analyzed
Total/NA	Prep	7470A			825019	RS	EET SAV	02/28/24 14:33
Total/NA	Analysis	7470A		1	825097	BJB	EET SAV	02/28/24 19:12

Client Sample ID: AF90612

Lab Sample ID: 680-247155-8

Date Collected: 02/19/24 14:20

Matrix: Water

Date Received: 02/26/24 10:39

Prep Type	Batch Type	Batch Method	Run	Dilution Factor	Batch Number	Analyst	Lab	Prepared or Analyzed
Total/NA	Prep	7470A			825019	RS	EET SAV	02/28/24 14:33
Total/NA	Analysis	7470A		1	825097	BJB	EET SAV	02/28/24 19:35

Client Sample ID: AF90628

Lab Sample ID: 680-247155-9

Date Collected: 02/19/24 09:44

Matrix: Water

Date Received: 02/26/24 10:39

Prep Type	Batch Type	Batch Method	Run	Dilution Factor	Batch Number	Analyst	Lab	Prepared or Analyzed
Total/NA	Prep	7470A			825019	RS	EET SAV	02/28/24 14:33
Total/NA	Analysis	7470A		1	825097	BJB	EET SAV	02/28/24 19:18

Client Sample ID: AF90629 Dup

Lab Sample ID: 680-247155-10

Date Collected: 02/19/24 09:49

Matrix: Water

Date Received: 02/26/24 10:39

Prep Type	Batch Type	Batch Method	Run	Dilution Factor	Batch Number	Analyst	Lab	Prepared or Analyzed
Total/NA	Prep	7470A			825019	RS	EET SAV	02/28/24 14:33
Total/NA	Analysis	7470A		1	825097	BJB	EET SAV	02/28/24 19:32

Client Sample ID: AF90627

Lab Sample ID: 680-247155-11

Date Collected: 02/19/24 11:05

Matrix: Water

Date Received: 02/26/24 10:39

Prep Type	Batch Type	Batch Method	Run	Dilution Factor	Batch Number	Analyst	Lab	Prepared or Analyzed
Total/NA	Prep	7470A			825019	RS	EET SAV	02/28/24 14:33
Total/NA	Analysis	7470A		1	825097	BJB	EET SAV	02/28/24 19:24

Client Sample ID: AF90626

Lab Sample ID: 680-247155-12

Date Collected: 02/19/24 12:49

Matrix: Water

Date Received: 02/26/24 10:39

Prep Type	Batch Type	Batch Method	Run	Dilution Factor	Batch Number	Analyst	Lab	Prepared or Analyzed
Total/NA	Prep	7470A			825019	RS	EET SAV	02/28/24 14:33
Total/NA	Analysis	7470A		1	825097	BJB	EET SAV	02/28/24 19:16

Laboratory References:

EET SAV = Eurofins Savannah, 5102 LaRoche Avenue, Savannah, GA 31404, TEL (912)354-7858

Chain of Custody



Customer Email/Report Recipient: _____ Date Results Needed by: _____ Project/Task/Unit #: _____ Rerun request for any flagged QC

LUNDA.WILLIAMS@santecooper.com _____ 125915 / JMO2.07.G61.1 / 3650 (Yes) No

Analysis Group

Labworks ID # (Internal use only)	Sample Location/ Description	Collection Date	Collection Time	Sample Collector	Total # of containers	Bottle type: (Glass- G/Plastic-P)	Grab (G) or Composite (C)	Matrix (see below)	Preservative (see below)	Comments	Hg
AF90610	WAP-13	2/21/24	1015	WJK BM	1	P	G	GW	2	T470 RL= 0.2 ug/L	x
I 31	WAP-28	I	1103								
AF90615	WAP-14C	2/20/24	1113								
14	WAP-14B	I	1307								
AF90617	WAP-16	I	0951								
I 32	WAP-28R	I	1421								
AF90611	WAP-14	2/19/24	1415								
I 12	WAP-14 DUP	I	1420								



Relinquished by:	Employee#	Date	Time	Received by:	Employee #	Date	Time
<i>Shery</i>	35694	2/26/24	0806	<i>E.Hodge</i>	COURIER	2/26/24	0806
<i>E.Hodge</i>	-	2/26/24	1039				
						2/26/24	1039

Sample Receiving (Internal Use Only)
 TEMP (°C): _____ Initial: _____
 Correct pH: Yes No
 Preservative Lot#: _____
 Date/Time/Init for preservative: 17.0/17.0

<input type="checkbox"/> METALS (all) <input type="checkbox"/> Ag <input type="checkbox"/> Cu <input type="checkbox"/> Sb <input type="checkbox"/> Al <input type="checkbox"/> Fe <input type="checkbox"/> Se <input type="checkbox"/> As <input type="checkbox"/> K <input type="checkbox"/> Sn <input type="checkbox"/> B <input type="checkbox"/> Li <input type="checkbox"/> Sr <input type="checkbox"/> Ba <input type="checkbox"/> Mg <input type="checkbox"/> Ti <input type="checkbox"/> Be <input type="checkbox"/> Mn <input type="checkbox"/> Tl <input type="checkbox"/> Ca <input type="checkbox"/> Mo <input type="checkbox"/> V <input type="checkbox"/> Cd <input type="checkbox"/> Na <input type="checkbox"/> Zn <input type="checkbox"/> Co <input type="checkbox"/> Ni <input type="checkbox"/> Hg <input type="checkbox"/> Cr <input type="checkbox"/> Pb <input type="checkbox"/> CrVI	Nutrients <input type="checkbox"/> TOC <input type="checkbox"/> DOC <input type="checkbox"/> TP/TPO4 <input type="checkbox"/> NH3-N <input type="checkbox"/> Cl <input type="checkbox"/> NO2 <input type="checkbox"/> Br <input type="checkbox"/> NO3 <input type="checkbox"/> SO4	MISC. <input type="checkbox"/> BTEX <input type="checkbox"/> Naphthalene <input type="checkbox"/> THM/HAA <input type="checkbox"/> VOC <input type="checkbox"/> Oil & Grease <input type="checkbox"/> E. Coli <input type="checkbox"/> Total Coliform <input type="checkbox"/> pH <input type="checkbox"/> Dissolved As <input type="checkbox"/> Dissolved Fe <input type="checkbox"/> Rad 226 <input type="checkbox"/> Rad 228 <input type="checkbox"/> PCB	Gypsum <input type="checkbox"/> Wallboard Gypsum(all below) <input type="checkbox"/> AIM <input type="checkbox"/> TOC <input type="checkbox"/> Total metals <input type="checkbox"/> Soluble Metals <input type="checkbox"/> Purity (CaSO4) <input type="checkbox"/> % Moisture <input type="checkbox"/> Sulfites <input type="checkbox"/> pH <input type="checkbox"/> Chlorides <input type="checkbox"/> Particle Size <input type="checkbox"/> Sulfur	Coal <input type="checkbox"/> Ultimate <input type="checkbox"/> % Moisture <input type="checkbox"/> Ash <input type="checkbox"/> Sulfur <input type="checkbox"/> BTUs <input type="checkbox"/> Volatile Matter <input type="checkbox"/> CHN Other Tests: <input type="checkbox"/> XRF Scan <input type="checkbox"/> HGI <input type="checkbox"/> Fineness <input type="checkbox"/> Particulate Matter	Flyash <input type="checkbox"/> Ammonia <input type="checkbox"/> LOI <input type="checkbox"/> % Carbon <input type="checkbox"/> Mineral Analysis <input type="checkbox"/> Sieve <input type="checkbox"/> % Moisture NPDES <input type="checkbox"/> Oil & Grease <input type="checkbox"/> As <input type="checkbox"/> TSS	Oil Trans. Oil Qual. <input type="checkbox"/> % Moisture <input type="checkbox"/> Color <input type="checkbox"/> Acidity <input type="checkbox"/> Dielectric Strength <input type="checkbox"/> IFT <input type="checkbox"/> Dissolved Gases Used Oil <input type="checkbox"/> Flashpoint <input type="checkbox"/> Metals in oil (As,Cd,Cr,Ni,Pb Hg) <input type="checkbox"/> TX <input type="checkbox"/> GOFER
--	--	--	--	---	--	---

Matrix codes: GW-groundwater, DW-drinking water, SW-surface water, WW-waste water, BW-boiler water, L-limestone, Oil-oil, S-Soil, SL-solid, C-coal, G-gypsum, FA-flyash, BA-bottom ash, M-misc (describe in comment section)
 Preservative code- 1=4°C 2=HNO3 3=H2SO4 4-HCl 5=N2S2O3 6-Other (Specify)

Chain of Custody



Customer Email/Report Recipient: _____ Date Results Needed by: _____ Project/Task/Unit #: _____ Rerun request for any flagged QC

LINDA WILLIAMS @santeecooper.com _____ / _____ / _____ 125915 / JM02.09.G#1.1 / 36500 Yes No

Analysis Group

Labworks ID # (Internal use only)	Sample Location/ Description	Collection Date	Collection Time	Sample Collector	Total # of containers	Bottle type: (Glass- G/Plastic-P)	Grab (G) or Composite (C)	Matrix (see below)	Preservative (see below)	Comments • Method # • Reporting limit • Misc. sample info • Any other notes	HG
AF906 28	WAP-26	2/19/24	0944	WJK BM	1	P	G	GW	2	7470 RL= 0.2 ug/L	X
29	WAP-26 DUP		0949								
27	WAP-25		1105								
26	WAP-24		1249								

Relinquished by:	Employee#	Date	Time	Received by:	Employee #	Date	Time
<i>Levy</i>	35574	2/26/24	0806	<i>Ethodge</i>	COURIER	2/26/24	0866
<i>Ethodge</i>	-	2/26/24	1039				
				<i>[Signature]</i>		2/26/24	1039

Sample Receiving (Internal Use Only)
 TEMP (°C): _____ Initial: _____
 Correct pH: Yes No
 Preservative Lot#: 17.0/17.0
 Date/Time/Init for preservative: _____

<input type="checkbox"/> METALS (all) <input type="checkbox"/> Ag <input type="checkbox"/> Cu <input type="checkbox"/> Sb <input type="checkbox"/> Al <input type="checkbox"/> Fe <input type="checkbox"/> Se <input type="checkbox"/> As <input type="checkbox"/> K <input type="checkbox"/> Sn <input type="checkbox"/> B <input type="checkbox"/> Li <input type="checkbox"/> Sr <input type="checkbox"/> Ba <input type="checkbox"/> Mg <input type="checkbox"/> Ti <input type="checkbox"/> Be <input type="checkbox"/> Mn <input type="checkbox"/> Tl <input type="checkbox"/> Ca <input type="checkbox"/> Mo <input type="checkbox"/> V <input type="checkbox"/> Cd <input type="checkbox"/> Na <input type="checkbox"/> Zn <input type="checkbox"/> Co <input type="checkbox"/> Ni <input type="checkbox"/> Hg <input type="checkbox"/> Cr <input type="checkbox"/> Pb <input type="checkbox"/> CrVI	Nutrients <input type="checkbox"/> TOC <input type="checkbox"/> DOC <input type="checkbox"/> TP/TPO4 <input type="checkbox"/> NH3-N <input type="checkbox"/> F <input type="checkbox"/> Cl <input type="checkbox"/> NO2 <input type="checkbox"/> Br <input type="checkbox"/> NO3 <input type="checkbox"/> SO4	MISC. <input type="checkbox"/> BTEX <input type="checkbox"/> Naphthalene <input type="checkbox"/> THM/HAA <input type="checkbox"/> VOC <input type="checkbox"/> Oil & Grease <input type="checkbox"/> E. Coli <input type="checkbox"/> Total Coliform <input type="checkbox"/> pH <input type="checkbox"/> Dissolved As <input type="checkbox"/> Dissolved Fe <input type="checkbox"/> Rad 226 <input type="checkbox"/> Rad 228 <input type="checkbox"/> PCB	Gypsum <input type="checkbox"/> Wallboard Gypsum (all below) <input type="checkbox"/> AIM <input type="checkbox"/> TOC <input type="checkbox"/> Total metals <input type="checkbox"/> Soluble Metals <input type="checkbox"/> Purity (CaSO4) <input type="checkbox"/> % Moisture <input type="checkbox"/> Sulfites <input type="checkbox"/> pH <input type="checkbox"/> Chlorides <input type="checkbox"/> Particle Size <input type="checkbox"/> Sulfur	Coal <input type="checkbox"/> Ultimate <input type="checkbox"/> % Moisture <input type="checkbox"/> Ash <input type="checkbox"/> Sulfur <input type="checkbox"/> BTUs <input type="checkbox"/> Volatile Matter <input type="checkbox"/> CHN Other Tests: <input type="checkbox"/> XRF Scan <input type="checkbox"/> HGI <input type="checkbox"/> Fineness <input type="checkbox"/> Particulate Matter	Flyash <input type="checkbox"/> Ammonia <input type="checkbox"/> LOI <input type="checkbox"/> % Carbon <input type="checkbox"/> Mineral Analysis <input type="checkbox"/> Sieve <input type="checkbox"/> % Moisture NPDES <input type="checkbox"/> Oil & Grease <input type="checkbox"/> As <input type="checkbox"/> TSS	Oil <input type="checkbox"/> Trans. Oil Qual. <input type="checkbox"/> % Moisture <input type="checkbox"/> Color <input type="checkbox"/> Acidity <input type="checkbox"/> Dielectric Strength <input type="checkbox"/> IFT <input type="checkbox"/> Dissolved Gases <input type="checkbox"/> Used Oil <input type="checkbox"/> Flashpoint <input type="checkbox"/> Metals in oil (As, Cd, Cr, Ni, Pb, Hg) <input type="checkbox"/> TX <input type="checkbox"/> GOFER
--	--	--	---	---	--	--

Matrix codes: GW-groundwater, DW-drinking water, SW-surface water, WW-waste water, BW-boiler water, L-limestone, Oil-oil, S-Soil, SL-solid, C-coal, G-gypsum, FA-flyash, BA-bottom ash, M-misc (describe in comment section)
 Preservative code- 1=4°C 2=HNO3 3=H2SO4 4=HCl 5=Na2S2O3 6=Other (Specify)

Login Sample Receipt Checklist

Client: South Carolina Public Service Authority

Job Number: 680-247155-1

Login Number: 247155

List Number: 1

Creator: Johnson, Corey M

List Source: Eurofins Savannah

Question	Answer	Comment
Radioactivity wasn't checked or is <=/ background as measured by a survey meter.	N/A	
The cooler's custody seal, if present, is intact.	True	
Sample custody seals, if present, are intact.	True	
The cooler or samples do not appear to have been compromised or tampered with.	True	
Samples were received on ice.	True	
Cooler Temperature is acceptable.	True	
Cooler Temperature is recorded.	True	
COC is present.	True	
COC is filled out in ink and legible.	True	
COC is filled out with all pertinent information.	True	
Is the Field Sampler's name present on COC?	True	
There are no discrepancies between the containers received and the COC.	True	
Samples are received within Holding Time (excluding tests with immediate HTs)	True	
Sample containers have legible labels.	True	
Containers are not broken or leaking.	True	
Sample collection date/times are provided.	True	
Appropriate sample containers are used.	True	
Sample bottles are completely filled.	True	
Sample Preservation Verified.	N/A	
There is sufficient vol. for all requested analyses, incl. any requested MS/MSDs	True	
Containers requiring zero headspace have no headspace or bubble is <6mm (1/4").	N/A	
Multiphasic samples are not present.	True	
Samples do not require splitting or compositing.	True	
Residual Chlorine Checked.	N/A	

Accreditation/Certification Summary

Client: South Carolina Public Service Authority
Project/Site: 125915/JM02.09.G01.1/36500

Job ID: 680-247155-1

Laboratory: Eurofins Savannah

The accreditations/certifications listed below are applicable to this report.

Authority	Program	Identification Number	Expiration Date
South Carolina	State	98001	06-30-24

- 1
- 2
- 3
- 4
- 5
- 6
- 7
- 8
- 9
- 10
- 11
- 12
- 13
- 14