

**2024 ANNUAL GROUNDWATER MONITORING
AND CORRECTIVE ACTION REPORT
BOTTOM ASH POND
CROSS GENERATING STATION**

**by Santee Cooper
Moncks Corner, South Carolina**

January 31, 2025

Table of Contents	Page
1. Annual Groundwater Monitoring Report Summary	1
2. 40 CFR §257.90 Applicability	1
2.1 40 CFR § 257.90(a) and (c)	1
2.2 40 CFR § 257.90(e) – Summary	2
2.2.1 Status of the Groundwater Monitoring Program	2
2.2.2 Key Actions Completed	3
2.2.3 Problems Encountered	4
2.2.4 Actions to Resolve Problems	4
2.2.5 Project Key Activities for Upcoming Year	4
2.3 40 CFR § 257.90(e) – Information	4
2.3.1 40 CFR § 257.90(e)(1)	4
2.3.2 40 CFR § 257.90(e)(2)	5
2.3.3 40 CFR § 257.90(e)(3)	5
2.3.4 40 CFR § 257.90(e)(4)	5
2.3.5 40 CFR § 257.90(e)(5)	6

Table No.	Title
1	Summary of Analytical Results
2	2024 Synoptic Water Levels for Groundwater Monitoring Wells

Figure No.	Title
1	Location of Bottom Ash Pond Groundwater Monitoring Wells for CCR Compliance
2	Potentiometric Map January 2024
3	Potentiometric Map April 2024
4	Potentiometric Map June 2024
5	Potentiometric Map November 2024

Appendix A – Statistical Analyses

Appendix B – Laboratory Analytical Reports

1. Annual Groundwater Monitoring Report Summary

The South Carolina Public Service Authority (Santee Cooper) has prepared this 2024 Annual Groundwater Monitoring Corrective Action Report for the Bottom Ash Pond at the Cross Generating Station (CGS). This 2024 Annual Report was prepared to comply with the United States Environmental Protection Agency (EPA) Hazardous and Solid Waste Management System; Disposal of Coal Combustion Residuals (CCR) from Electric Utilities, Title 40 Code of Federal Regulations (CFR) Part 257, Subpart D dated April 17, 2015 (CCR Rule), specifically subsection § 257.90(e)(1) through (6).

In accordance with § 257.90(e)(6), an overview of the current status of groundwater monitoring and corrective action programs for the CCR unit is provided below:

At the start of the current annual reporting period (January 1, 2024), the CGS Bottom Ash Pond continued to operate under a corrective action monitoring program in accordance with § 257.98. Statistically significant levels (SSLs) of beryllium in monitoring wells CAP-1, CAP-5, and CAP-9; cobalt in monitoring wells CAP-1, CAP-3, CAP-5, CAP-7, and CAP-9; and lithium in monitoring wells CAP-1 and CAP-9 were identified for the January 2024 sampling event. For the June 2024 sampling event, SSLs above the groundwater protection standard (GWPS) were identified for beryllium in monitoring wells CAP-9; cobalt in monitoring wells CAP-1, CAP-3, CAP-5, CAP-7, and CAP-9; and lithium in monitoring wells CAP-1 and CAP-9.

Previously, an assessment of corrective measures was initiated on April 15, 2019, due to the presence of Appendix IV SSLs. The assessment of corrective measures report was completed on September 11, 2019. A public meeting was held on December 3, 2019, to discuss six remedial alternatives per § 257.96(e). All CCR and non-CCR wastewater inflows to the CGS Bottom Ash Pond ceased as of August 31, 2020. An addendum to the assessment corrective measures report was completed on September 30, 2020, to address radium which became an additional SSL in 2020. A remedy was selected pursuant to § 257.97 and the remedy selection report was completed on September 30, 2020. Remedial activities, specifically closure by removal, were initiated in 2020 and are ongoing.

At the end of the current annual reporting period (December 31, 2024), the Bottom Ash Pond remained in the corrective action groundwater monitoring program.

To report on the activities conducted during the prior calendar year and document progress complying with the CCR Rule, the specific requirements listed in § 257.90(e)(1) through (5) are provided in the next section in bold/italic type followed by a short narrative stating how that specific requirement was met.

2. 40 CFR § 257.90 Applicability

2.1 40 CFR § 257.90(a) and (c)

All CCR landfills, CCR surface impoundments, and lateral expansions of CCR units are subject to the groundwater monitoring and corrective action requirements under § 257.90 through § 257.98.

Once a groundwater monitoring system and groundwater monitoring program has been established at the CCR unit as required by this subpart, the owner or operator must conduct groundwater monitoring and, if necessary, corrective action through the active life and post-closure care period of the CCR unit.

The Bottom Ash Pond at CGS is an existing surface impoundment no longer receiving CCR and non-CCR inflows and undergoing closure by removal. As such, it continues to be subject to the groundwater monitoring and corrective action requirements set forth by the EPA in 40 CFR § 257.90 through § 257.98. This document satisfies the requirement under § 257.90(e) which requires the CCR Unit Owner/Operator to prepare an Annual Groundwater Monitoring and Corrective Action Report.

2.2 40 CFR § 257.90(e) - SUMMARY

Annual groundwater monitoring and corrective action report. For existing CCR landfills and existing CCR surface impoundments, no later than January 31, 2018, and annually thereafter, the owner or operator must prepare an annual groundwater monitoring and corrective action report. [...] For the preceding calendar year, the annual report must document the status of the groundwater monitoring and corrective action program for the CCR unit, summarize key actions completed, describe any problems encountered, discuss actions to resolve the problems, and project key activities for the upcoming year. For purposes of this section, the owner or operator has prepared the annual report when the report is placed in the facility's operating record as required by § 257.105(h)(1).

This Annual Report documents the activities completed in 2024 for the CGS Bottom Ash Pond as required by the subject regulations. Groundwater sampling and analysis was conducted per the requirements of § 257.93, and the status of the groundwater monitoring program, set forth in § 257.98, is provided in this report.

2.2.1 Status of the Groundwater Monitoring and Corrective Action Program

In 2024, the corrective action groundwater monitoring program, initiated in 2020, continued in accordance with § 257.98. Consistent with previous results, beryllium, cobalt, lithium, and radium continue to be the Appendix IV constituents present in groundwater at SSLs above the GWPS.

In 2024, the CGS Bottom Ash Pond continued with closure activities by removal of CCR as outlined in the Remedy Selection Report dated September 30, 2020. The selected remedy for groundwater remediation is closure by removal (CBR) of CCR followed by monitored natural attenuation (MNA). The removed CCR is either beneficially used or transferred to an on-site landfill. This remedy eliminates the source through removal of CCR and any affected Bottom Ash Pond infrastructure, such as the liner and protective layer, thereby meeting the source control requirement stated in the CCR Rule. Over time, removing the source material will allow concentrations of these constituents in downgradient groundwater to attenuate. Through the on-going beneficial use of reclaimed ponded bottom ash and gypsum, the amount of material that will need to be removed from the Pond had been greatly reduced prior to selecting the final groundwater remedy. This beneficial use program's success makes the option of CBR viable.

The other component of the selected remedy will be to address the presence of beryllium, cobalt, lithium, and radium-226/228 in the groundwater above the GWPS. Groundwater remediation is being addressed through MNA, which is a viable remedial technology recognized by state and federal regulators applicable to inorganic compounds in groundwater. MNA occurs due to naturally occurring processes within the aquifer following source control or removal. MNA, in combination with source removal, is intended to reduce concentrations of beryllium, cobalt, lithium, and radium-226/228 in groundwater at the Bottom Ash Pond boundary, thereby attaining the groundwater protection standards and addressing limited and local CCR related impacts.

Further development of the corrective action groundwater monitoring program for MNA was completed by reevaluating the current CGS Groundwater Monitoring Plan (GMP). This evaluation concluded that the

assessment monitoring protocol currently being implemented was sufficient to meet the needs of the corrective action groundwater monitoring program, which is consistent with § 257.98(a)(1)(i) and thus will continue to be implemented during the regularly scheduled semi-annual groundwater monitoring events. It is anticipated that the corrective action groundwater monitoring program will be reevaluated following completion of source removal in 2027 to ensure ongoing adequacy and effectiveness of the MNA phase as an adaptive site management approach. In the interim, groundwater trends and other data evaluations will be monitored closely to document changing constituent concentrations.

To further define the Nature & Extent (N&E) investigation in this area, particularly as it relates to cobalt, additional wells (CCMAP-9, 10, 11, 12, 13 and 14) were installed in December 2023. To date, cobalt and all other Appendix IV constituent concentrations remain below the groundwater protection standards in the property boundary wells at the nearby residential areas (CCMAP-1 and CCMAP-2).

2.2.2 Key Actions Completed

The following key actions were completed in 2024:

- Prepared 2023 Annual Report including:
 - The Annual Report was placed in the facility's operating record pursuant to § 257.105(h)(1);
 - Pursuant to § 257.106(h)(1), the notification was sent to the relevant State Director within 30 days of the Annual Report being placed in the facility's operating record [§ 257.106(d)];
 - Pursuant to § 257.107(h)(1), the Annual Report was posted to the CCR Website within 30 days of the Annual Report being placed in the facility's operating record [§ 257.107(d)].
- Collected and analyzed two rounds of groundwater monitoring (January and June) in accordance with § 257.95(b) and § 257.95(d)(1) and recorded the concentrations in the facility's operating record as required by § 257.95(d)(1) (which is also consistent with § 257.98(a)(1)). Groundwater monitoring results are summarized in Table 1 and laboratory analytical results are provided in Appendix B.
- Completed statistical evaluations associated with the January and June sampling events to determine statistically significant exceedance of GWPS for Appendix IV in accordance with § 257.93(h)(2). Statistical results are summarized in Appendix A.
- Additional groundwater monitoring wells (CCMAP-9, CCMAP-10, CCMAP-11, CCMAP-12, CCMAP-13, and CCMAP-14) were installed by a South Carolina Certified Well Driller in December 2023, to further characterize the nature and extent of Appendix IV constituents in groundwater. These supplemental downgradient wells will also be used to validate and refine the groundwater flow and solute transport model to predict the downgradient extent of the plume on an as-needed basis.
- Continued implementing the semiannual Corrective Action Groundwater Monitoring Program (MNA Sampling Protocol) consistent with § 257.98(a)(1) by gathering baseline geochemical data, including analyzing cations and anions, for long term performance monitoring of the remedy.
- Continued with improved potentiometric surface characterization of the uppermost aquifer given changing site conditions by completing sitewide synoptic water level measurements on an approximately quarterly basis to further evaluate temporal changes.
- Continued evaluation of turbidity, oxidation-reduction potential, and well screen submersion trends sitewide in wells and to identify wells to be redeveloped by a certified well driller to remove buildup of sediment fines and suspected biofouling on the well screens. A submersible camera was also used where applicable to investigate wells with unsubmerged screens prior to

redevelopment. Plans to conduct redevelopment will be finalized in 2025 and reported in the 2025 Annual Report.

- The CGS Sampling and Analysis Plan was updated in August 2023 to make general revisions and improvements to reflect changes in site conditions and procedures. It will continue to be revised, as necessary.
- Maintained a reduced hydraulic head by on-going dewatering of the CGS Bottom Ash Pond for CBR activities throughout 2024.
- The closure timeframe for the Bottom Ash Pond was extended an additional two years, with completion of the CCR removal estimated to occur in August 2027. The certified demonstration is available on Santee Cooper's public website.

2.2.3 Problems Encountered

No problems were encountered.

2.2.4 Actions to Resolve Problems

No actions were required.

2.2.5 Project Key Activities for Upcoming Year

Key activities to be completed in 2025 include the following:

- Prepare the 2024 annual report; place it in the record as required by § 257.105(h)(1); notify the state [§ 257.106(d)]; and post to website [§ 257.107(d)].
- Conduct semi-annual groundwater monitoring consistent with § 257.98(a)(1) and § 257.95(d)(1) and in accordance with the CGS GMP.
- Complete statistical evaluations of the sampling events to determine statistically significant exceedances of GWPS for Appendix IV in accordance with § 257.93(h)(2).
- Conduct additional nature and extent monitoring or related activities, as necessary, including possible installation of additional monitoring well(s), in accordance with § 257.95(g)(1).
- Continue improving the potentiometric surface characterization of the uppermost aquifer given changing site.
- Maintain a reduced hydraulic head on the Bottom Ash Pond through dewatering activities to facilitate CBR.
- Continue implementation of the CBR phase of the selected remedy.
- Update the Cross Groundwater Monitoring Plan to reflect additional nature and extent groundwater monitoring wells and well locations.

2.3 40 CFR § 257.90(e) - INFORMATION

At a minimum, the annual groundwater monitoring and corrective action report must contain the following information, to the extent available:

2.3.1 40 CFR § 257.90(e)(1)

A map, aerial image, or diagram showing the CCR unit and all background (or upgradient) and downgradient monitoring wells, to include the well identification numbers, that are part of the groundwater monitoring program for the CCR unit;

As required by § 257.90(e)(1), a map showing the locations of the CCR unit and associated upgradient and downgradient monitoring wells for the Bottom Ash Pond is presented as Figure 1.

2.3.2 40 CFR § 257.90(e)(2)

Identification of any monitoring wells that were installed or decommissioned during the preceding year, along with a narrative description of why those actions were taken;

No monitoring wells were installed or decommissioned in 2024.

2.3.3 40 CFR § 257.90(e)(3)

In addition to all the monitoring data obtained under § 257.90 through § 257.98, a summary including the number of groundwater samples that were collected for analysis for each background and downgradient well, the dates the samples were collected, and whether the sample was required by the detection monitoring or assessment monitoring programs;

In accordance with § 257.95(b) and § 257.95(d)(1), at least two independent samples from each background and downgradient monitoring well were collected and analyzed in 2024. A summary table including the sample names, dates of sample collection, reason for sample collection, and monitoring data obtained for the groundwater monitoring program for the Bottom Ash Pond is presented in Table 1 of this report. In addition, as required by § 257.95(d)(3), Table 1 includes the groundwater protection standards established under § 257.95(d)(2). Laboratory analytical data reports, along with field sampling forms, are provided in Appendix B to this report.

2.3.4 40 CFR § 257.90(e)(4)

A narrative discussion of any transition between monitoring programs (e.g., the date and circumstances for transitioning from detection monitoring to assessment monitoring in addition to identifying the constituent(s) detected at a statistically significant increase over background levels); and

The groundwater monitoring program remained in corrective action monitoring for the duration of 2024. A summary of the evolution of the monitoring programs is provided in this section.

As required by § 257.93(h) a statistical analysis of the Appendix III constituents was completed on January 15, 2018. Baseline analytical data collected from background monitoring wells CBW-1 and PM-1 were combined to develop Upper Tolerance Limits (UTLs). The UTLs for each Appendix III constituent were compared to the analytical results for the downgradient monitoring wells CAP-1, CAP-3, CAP-5, CAP-7, and CAP-9. Constituents with analytical results exceeding the UTLs were identified as SSIs over background for the respective Appendix III constituent. An evaluation of alternate sources was initiated and completed on April 13, 2018, as provided in § 257.94(e)(2). A source causing the SSI over background levels other than the CCR unit was not identified at that time and an assessment monitoring program was initiated on July 16, 2018.

As required by § 257.93(h)(2), the statistical evaluation of the detected Appendix IV constituents identified SSLs of Appendix IV constituents above GWPS. Therefore, per §257.95(g)(3), an assessment of corrective measures and nature and extent evaluation was initiated on April 15, 2019, to evaluate the horizontal and vertical nature and extent of the SSLs downgradient of the Bottom Ash Pond. The Corrective Measures Assessment (CMA) report considered the presence and distribution of beryllium, cobalt, and lithium in the uppermost aquifer, the configuration of the CGS Bottom Ash Pond, its operational history, hydrogeologic setting, and the results of the evaluation of the nature and extent that were available at the time of the CMA was created.

During the February 2020 sampling event radium was detected above the GWPS in monitoring well CAP-5. An addendum to the initial CMA report was prepared and placed in the operating record on September 30, 2020. This addendum reevaluated the proposed corrective measures alternatives to address the presence of radium. Radium will continue to be evaluated during subsequent semiannual sampling events. The Remedy Selection Report was prepared and placed in the operating record on September 30, 2020, which initiated the transition to a corrective action monitoring program.

The sample concentrations from the downgradient wells for each of the detected Appendix IV constituents from the monitoring events of 2024 were compared to their respective background UTLs and GWPS (Appendix A). A sample concentration greater than the GWPS was considered to represent an SSL. Based on previous compliance sampling events and statistical evaluations, interwell comparisons were utilized for all downgradient wells and constituents. Based on the statistical evaluation of the 2024 groundwater sampling events, SSLs above GWPS were identified at the CGS Bottom Ash Pond (beryllium, cobalt, lithium, and radium), consistent with previous findings.

Further development of the corrective action groundwater monitoring program was completed by reevaluating the current GMP. This evaluation concluded that the assessment monitoring protocol being implemented was sufficient at this time to meet the needs of the corrective action groundwater monitoring program and evaluate the performance of the selected remedy. Thus, it will continue to be implemented during the regularly scheduled semi-annual groundwater monitoring events. This is consistent with § 257.98(a)(1)(i). It is anticipated that the corrective action groundwater monitoring program will be reevaluated around the time that source removal is complete in 2027 to ensure ongoing adequacy and effectiveness of the MNA phase.

In 2024, consistent with previous results, beryllium, cobalt, and lithium are present in groundwater at SSLs above the GWPS in one or more downgradient wells. All other Appendix IV constituents continue to meet the GWPS. Radium 226/228 was detected above the MCL in CAP-5, however, it was not an SSL. The CGS Bottom Ash Pond's Remedy Selection Report dated September 30, 2020, specified closure by removal of the CCR material followed by monitored natural attenuation of beryllium, cobalt, lithium, and radium 226/228 in groundwater. Groundwater modeling results predict concentrations of beryllium, cobalt, lithium, and radium 226/228 will decline after the CCR source removal is complete which is expected to occur in 2027. Excavation of the pond for CCR source removals have been on-going, reducing the volume of CCR material in the pond dramatically and creating dynamic site conditions. During closure activities, variability, including potential short-term increases in the concentrations of Appendix IV SSLs is possible due to changing site conditions, but these concentrations are expected to decrease once closure is complete. Of note both in January and June 2024, lead was present above the MCL in monitoring well CAP-9 but was not an SSL when the GWPS was compared to the lower confidence limit (LCL) of the sample population. In June 2024, Radium 226/228 was detected above the MCL in CAP-5, however, it was not an SSL. Performance of the selected remedy will continue to be monitored after subsequent semiannual sampling events and based on the results of the corresponding statistical evaluations.

2.3.5 40 CFR § 257.90(e)(5)

Other information required to be included in the annual report as specified in § 257.90 through § 257.98.

This Annual Report documents activities conducted to comply with Sections § 257.90 through § 257.98 of the CCR Rule.

Groundwater flow rate and direction are provided as Figures 2, 3, 4, and 5 for each synoptic water level event as specified in § 257.93(c).

TABLES

Table 2
Cross Generating Station

2024 Synoptic Water Levels for Groundwater Monitoring Wells

Well Name	Top of Casing Elevation (ft msl)	1st Event - 1/3/2024		2nd Event - 4/9/2024		3rd Event - 6/3/2024		4th Event - 11/6/2024	
		Depth to Groundwater (ft btoc)	GW Elevation (ft msl)	Depth to Groundwater (ft btoc)	GW Elevation (ft msl)	Depth to Groundwater (ft btoc)	GW Elevation (ft msl)	Depth to Groundwater (ft btoc)	GW Elevation (ft msl)
PM-1	83.24	7.75	75.49	8.14	83.24	8.50	74.74	9.13	74.11
CBW-1	85.80	8.50	77.30	9.12	85.80	10.41	75.39	11.47	74.33
CAP-1	82.70	8.50	74.20	6.61	82.70	7.66	75.04	8.40	74.30
CAP-2	89.70	15.10	74.60	15.91	89.70	16.98	72.72	17.69	72.01
CAP-3	91.49	14.70	76.79	15.47	91.49	16.54	74.95	17.34	74.15
CAP-4	91.77	15.05	76.72	15.77	91.77	16.97	74.80	17.81	73.96
CAP-5	91.78	14.60	77.18	15.26	91.78	17.66	74.12	18.67	73.11
CAP-6	91.82	14.65	77.17	15.89	91.82	18.05	73.77	18.94	72.88
CAP-7	91.64	14.75	76.89	15.19	91.64	17.57	74.07	18.52	73.12
CAP-8	91.61	15.95	75.66	16.67	91.61	18.30	73.31	18.98	72.63
CAP-9	91.59	14.35	77.24	14.62	91.59	17.82	73.77	18.73	72.86
CAP-10	95.68	20.25	75.43	21.12	95.68	22.40	73.28	13.11	82.57
CAP-11	95.55	19.20	76.35	18.72	95.55	20.71	74.84	21.31	74.24
CAP-12	98.33	22.25	76.08	23.72	98.33	24.13	74.20	24.73	73.60
CAP-13	80.77	4.35	76.42	4.83	80.77	7.65	73.12	8.76	72.01
CAP-14	80.77	4.15	76.62	4.78	80.77	7.77	73.00	8.93	71.84
CCMLF-1	80.86	3.45	77.41	4.00	80.86	7.11	73.75	7.95	72.91
CCMLF-1D	80.65	3.20	77.45	3.74	80.65	6.89	73.76	7.74	72.91
CCMLF-2	84.08	6.75	77.33	7.43	84.08	11.53	72.55	12.74	71.34
POZ-3	82.61	4.30	78.31	4.98	82.61	7.80	74.81	8.98	73.63
POZ-4	82.73	3.95	78.78	5.07	82.73	8.34	74.39	9.35	73.38
POZ-5D	82.49	4.15	78.34	5.21	82.49	8.56	73.93	9.57	72.92
POZ-6	83.84	5.80	78.04	6.44	83.84	9.86	73.98	10.93	72.91
POZ-7	82.02	3.95	78.07	4.77	82.02	7.44	74.58	8.29	73.73
POZ-8	83.13	4.80	78.33	5.84	83.13	9.12	74.01	10.15	72.98
CLF1B-1	83.76	6.00	77.76	6.66	83.76	8.70	75.06	9.68	74.08
CLF1B-2	82.04	4.35	77.69	5.05	82.04	7.18	74.86	8.19	73.85
CLF1B-3	82.75	3.95	78.80	5.82	82.75	8.18	74.57	9.18	73.57
CLF1B-4	82.74	3.85	78.89	5.80	82.74	8.55	74.19	9.59	73.15
CLF1B-5	81.09	3.40	77.69	4.23	81.09	7.32	73.77	8.31	72.78
CLF1B-5D	80.93	3.85	77.08	4.55	80.93	7.72	73.21	8.82	72.11
CCMAP-1	80.21	4.50	75.71	5.10	80.21	7.61	72.60	8.45	71.76
CCMAP-2	81.24	6.50	74.74	7.14	81.24	8.02	73.22	8.55	72.69
CCMAP-3	81.91	6.15	75.76	6.92	81.91	8.58	73.33	8.95	72.96
CCMAP-4	81.83	4.45	77.38	5.19	81.83	7.64	74.19	8.60	73.23
CCMAP-5	83.71	6.15	77.56	6.93	83.71	9.33	74.38	10.29	73.42
CCMAP-6	84.41	7.90	76.51	8.45	84.41	11.61	72.80	12.57	71.84
CCMAP-7	81.57	7.05	74.52	7.59	81.57	8.21	73.36	8.93	72.64
CCMAP-8	82.89	6.40	76.49	6.99	82.89	9.80	73.09	10.72	72.17
CCMAP-9	82.51	6.00	76.51	6.62	82.51	9.75	72.76	10.80	71.71
CCMAP-10	81.80	5.55	76.25	6.08	81.80	9.10	72.70	10.01	71.79
CCMAP-11	80.29	4.00	76.29	5.01	80.29	8.11	72.18	9.10	71.19
CCMAP-12	80.58	4.75	75.83	5.71	80.58	7.42	73.16	8.00	72.58
CCMAP-13	80.11	4.55	75.56	5.36	80.11	6.93	73.18	7.60	72.51
CCMAP-14	78.64	4.40	74.24	4.71	78.64	5.43	73.21	6.04	72.60
CGYP-1	91.89	15.95	75.94	19.69	91.89	17.56	74.33	17.98	73.91
CGYP-2	84.88	8.50	76.38	13.20	84.88	10.56	74.32	11.01	73.87
CGYP-3	83.95	6.95	77.00	9.41	83.95	9.37	74.58	9.84	74.11
CGYP-4	83.49	6.65	76.84	8.27	83.49	8.20	75.29	8.60	74.89
CGYP-5	84.12	7.90	76.22	9.09	84.12	8.14	75.98	8.35	75.77
CGYP-6	83.93	7.15	76.08	-	-	9.46	74.47	9.91	74.02
CGYP-7	85.37	9.20	76.17	13.10	85.37	10.97	74.40	11.42	73.95
CGSPZ-1	83.31	7.45	75.86	8.64	83.31	8.61	74.70	9.22	74.09
CGSPZ-2	82.56	6.70	75.86	9.38	82.56	8.29	74.27	8.55	74.01
CGSPZ-3	82.85	4.75	78.10	6.19	82.85	9.91	72.94	10.51	72.34
CGSPZ-4	81.28	3.80	77.48	4.82	81.28	7.68	73.60	8.73	72.55
CGSPZ-5	80.56	2.75	77.81	5.39	80.56	8.27	72.29	9.62	70.94
CCMGP-1	84.30	8.15	76.15	13.43	84.30	10.07	74.23	10.53	73.77
CCMGP-2	96.73	20.05	76.68	24.20	96.73	22.54	74.19	22.97	73.76
CCMGP-3	84.44	8.45	75.99	12.38	84.44	10.54	73.90	10.97	73.47
CCMGP-4	84.82	8.50	76.32	12.78	84.82	10.31	74.51	10.79	74.03
CCMGP-5	79.91	4.70	75.21	6.06	79.91	6.56	73.35	7.08	72.83
CGS-PSE-1	-	-	75.07	-	75.27	-	74.97	-	74.80
CGS-PSE-2	-	-	81.99	-	80.27	-	79.30	-	76.85
CGS-PSE-3	-	-	79.52	-	76.88	-	76.49	-	76.52
CGS-PSE-4	-	-	76.37	-	75.64	-	74.88	-	75.43
CGS-PSE-5	-	-	78.50	-	77.28	-	76.57	-	76.49
CGS-PSE-6	-	-	74.71	-	74.58	-	74.46	-	74.21
CGS-PSE-7	-	-	83.35	-	85.75	-	85.30	-	86.29
CGYPSW-1-WSE	-	-	75.13	-	75.16	-	74.88	-	74.93
CGYPSW-2-WSE	-	-	75.15	-	75.18	-	75.02	-	75.01
CGYPSW-3-WSE	-	-	75.49	-	75.37	-	75.45	-	75.26
CGYPSW-4-WSE	-	-	75.83	-	75.69	-	75.76	-	75.75
CGYPSW-6-WSE	-	-	75.12	-	75.17	-	74.85	-	74.70
CGYPSW-7-WSE	-	-	75.15	-	75.20	-	74.83	-	74.76
CGYPSW-8-WSE	-	-	75.14	-	75.23	-	74.86	-	74.79
GMPSW-WET-1SWE	-	-	75.98	-	75.81	-	74.35	-	74.24
GMPSW-WET-2SWE	-	-	75.55	-	75.34	-	74.49	-	74.50
GMPSW-CPD-1SWE	-	-	78.47	-	77.62	-	77.38	-	77.74
STAFF GAUGE	-	-	76.80	-	76.45	-	-	-	-
STAFF GAUGE	-	-	76.63	-	76.48	-	-	-	-

Notes:

1. Additional groundwater monitoring wells used for development of potentiometric maps. These wells monitor groundwater constituent concentrations under the SCDES NPDES Permit #SC0037401 and are not used for CCR constituent concentrations.
2. Depth to Groundwater is measured below the top of casing (btoc) to the water surface. The Top of Casing Elevation and GW Elevation are shown relative to the mean sea level (msl).
3. Pond surface elevations (PSE) and staff gauge elevations were collected to aid in the potentiometric surface interpretation elevation.

FIGURES

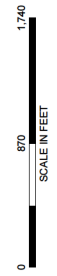


LEGEND

- ⊕ BACKGROUND WELL
- ▲ CGS PIEZOMETERS
- ⊕ ASH POND MONITORING WELL
- ⊗ ASH POND NATURE & EXTENT WELL
- ⊕ ASH POND PROPERTY BOUNDARY WELL
- CCR UNIT BOUNDARY
- ▭ CROSS GENERATING STATION PROPERTY BOUNDARY
- ▭ SANTEE COOPER PROPERTY BOUNDARY
- POND WATER SURFACE ELEVATION MEASUREMENT LOCATION

NOTES:

1. ALL LOCATIONS AND DIMENSIONS ARE APPROXIMATE.
2. AERIAL IMAGERY SOURCE: ESRI



SANTEE COOPER
 CROSS GENERATING STATION
 PINEVILLE, SOUTH CAROLINA

**LOCATION OF BOTTOM ASH POND
 GROUNDWATER MONITORING WELLS
 FOR CCR COMPLIANCE**

JANUARY 2024

FIGURE 1

FIGURE 1
POTENTIOMETRIC MAP
APRIL 9, 2024
CROSS GENERATING STATION
PINEVILLE, SOUTH CAROLINA

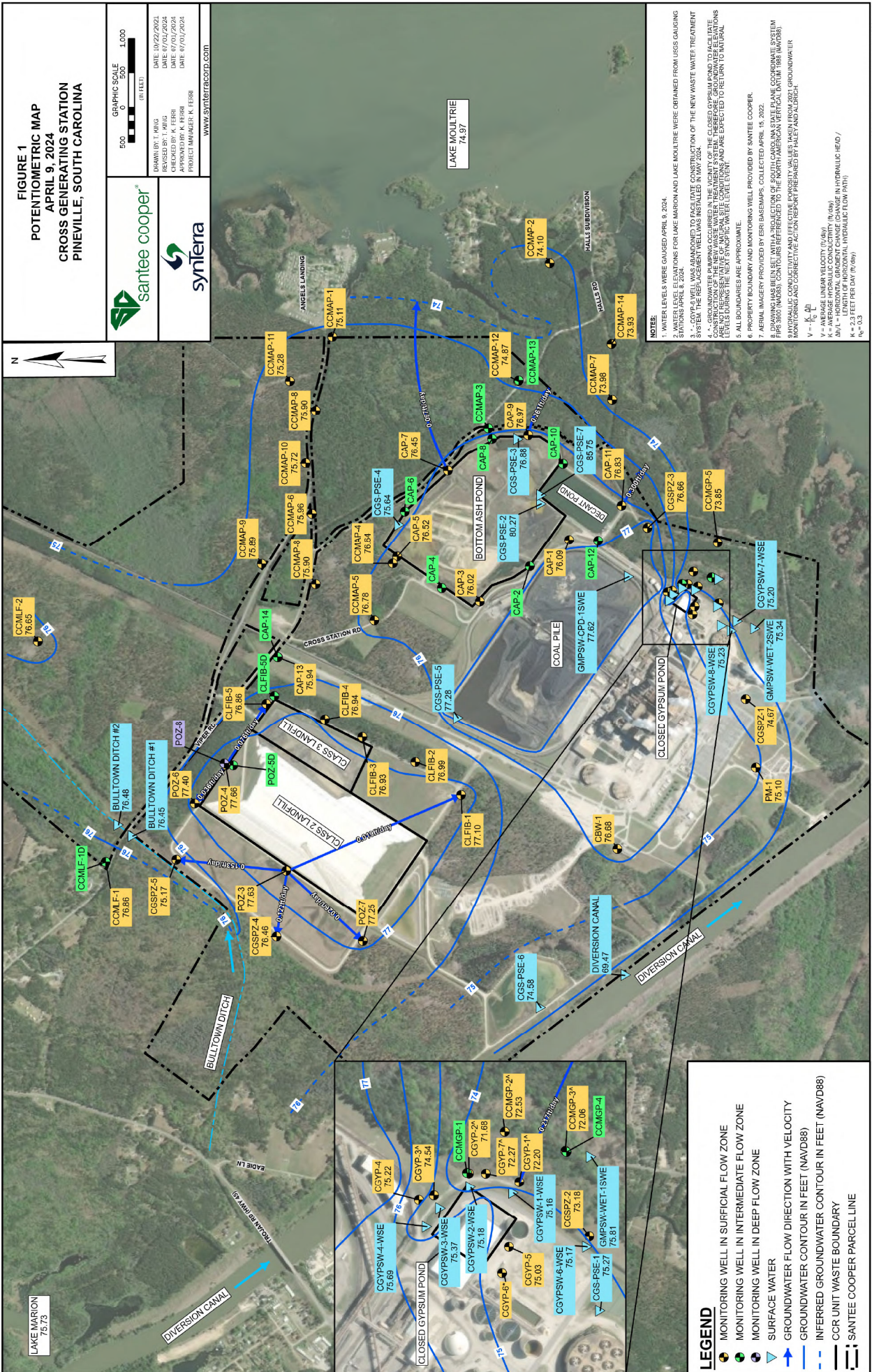


GRAPHIC SCALE
 500 1000 1500
 (IN FEET)

DATE: 04/09/2024
 DATE: 07/01/2024
 DATE: 07/01/2024
 DATE: 07/01/2024

REVISIONS:
 CHECKED BY: T. MORGAN
 APPROVED BY: K. FEHR
 PROJECT MANAGER: K. FEHR

WWW.SANTEECOOPER.COM



- LEGEND**
- MONITORING WELL IN SURFICIAL FLOW ZONE
 - MONITORING WELL IN INTERMEDIATE FLOW ZONE
 - MONITORING WELL IN DEEP FLOW ZONE
 - SURFACE WATER
 - GROUNDWATER FLOW DIRECTION WITH VELOCITY
 - GROUNDWATER CONTOUR IN FEET (NAVD88)
 - INFERRED GROUNDWATER CONTOUR IN FEET (NAVD88)
 - CCR UNIT WASTE BOUNDARY
 - SANTEE COOPER PARCEL LINE

NOTE:

1. WATER LEVELS WERE GAUGED APRIL 9, 2024.
2. WATER LEVEL ELEVATIONS FOR LAKE MARION AND LAKE MOULTRIE WERE OBTAINED FROM USGS GAUGING STATIONS.
3. - CCYPS WELLS WAS ABANDONED TO FACILITATE CONSTRUCTION OF THE NEW WASTE WATER TREATMENT SYSTEM. THE REPLACEMENT WELL WAS INSTALLED IN MAY 2024.
4. - GROUNDWATER PUMPING OCCURRED IN THE VICINITY OF THE CLOSED GYPSUM POND TO FACILITATE REMEDIATION OF THE POND. MONITORING WELLS IN THIS AREA MAY BE AFFECTED BY PUMPING OPERATIONS DURING THE NEXT SYNCRIC WATER LEVEL EVENT.
5. ALL BOUNDARIES ARE APPROXIMATE.
6. PROPERTY BOUNDARY AND MONITORING WELL PROVIDED BY SANTEE COOPER.
7. AERIAL IMAGERY PROVIDED BY ESRI BASEMAPS, COLLECTED APRIL 15, 2022.
8. - CCYPS WELLS CONTAINS REFERENCE TO THE NORTH AMERICAN DATUM 1988 (NAVD88).
9. HYDRAULIC CONDUCTIVITY AND EFFECTIVE POROSITY VALUES TAKEN FROM 2021 GROUNDWATER MONITORING AND CORRECTIVE ACTION REPORT PREPARED BY HALEY AND LUDRICH.

V = 10
 K = 2.3 FEET PER DAY (ft/day)

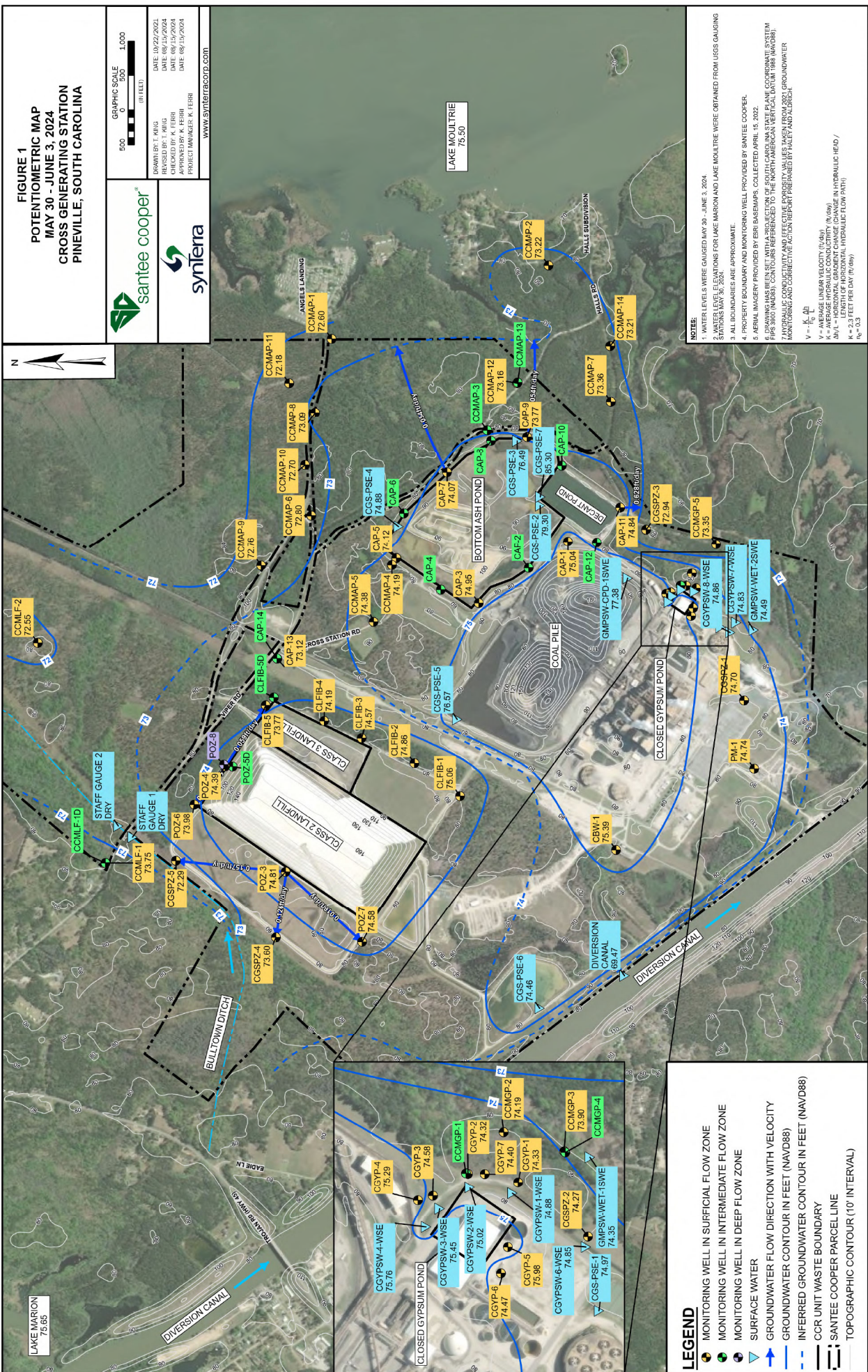
FIGURE 1
POTENTIOMETRIC MAP
MAY 30 - JUNE 3, 2024
CROSS GENERATING STATION
PINEVILLE, SOUTH CAROLINA



GRAPHIC SCALE
 500 1000
 (IN FEET)

DATE: 04/22/2024
 DATE: 06/15/2024
 DATE: 06/15/2024
 DATE: 06/15/2024
 DRAWN BY: K. MING
 CHECKED BY: K. FEHR
 APPROVED BY: K. FEHR
 PROJECT MANAGER: K. FEHR

WWW.SYNERGACORD.COM



NOTE:

1. WATER LEVELS WERE GAUGED MAY 30 - JUNE 3, 2024
2. MONITORING POINTS FOR LAKE MARION AND LAKE MOULTRIE WERE OBTAINED FROM USGS GAUGING STATIONS MAY 30, 2024
3. ALL BOUNDARIES ARE APPROXIMATE.
4. PROPERTY BOUNDARY AND MONITORING WELL PROVIDED BY SANTEE COOPER.
5. AERIAL IMAGERY PROVIDED BY ESRI BASEMAPS, COLLECTED APRIL 15, 2022.
6. DRAWING HAS BEEN SET WITH A PROJECTION OF SOUTH CAROLINA STATE PLANE COORDINATE SYSTEM FIPS 3900 (NAD83). CONTOURS REFERENCED TO THE NORTH AMERICAN VERTICAL DATUM 1988 (NAV88).
7. MONITORING AND GROUNDWATER FLOW DIRECTION DATA PROVIDED BY Santee Cooper Groundwater Monitoring and Control (GCMC) FOR THE CROSS GENERATING STATION AND SURROUNDING AREA.

$V = \frac{K \cdot H}{L}$
 $K =$ AVERAGE LINEAR VELOCITY (ft/day)
 $H =$ AVERAGE HYDRAULIC HEAD (ft) IN THE FLOW PATH
 $L =$ LENGTH OF HORIZONTAL HYDRAULIC FLOW PATH (ft)
 $K = 2.3$ FEET PER DAY (ft/day)
 $H = 10$ FT

LEGEND

- MONITORING WELL IN SURFICIAL FLOW ZONE
- MONITORING WELL IN INTERMEDIATE FLOW ZONE
- MONITORING WELL IN DEEP FLOW ZONE
- SURFACE WATER
- GROUNDWATER FLOW DIRECTION WITH VELOCITY
- GROUNDWATER CONTOUR IN FEET (NAV88)
- INFERRED GROUNDWATER CONTOUR IN FEET (NAV88)
- CCR UNIT WASTE BOUNDARY
- SANTEE COOPER PARCEL LINE
- TOPOGRAPHIC CONTOUR (10' INTERVAL)

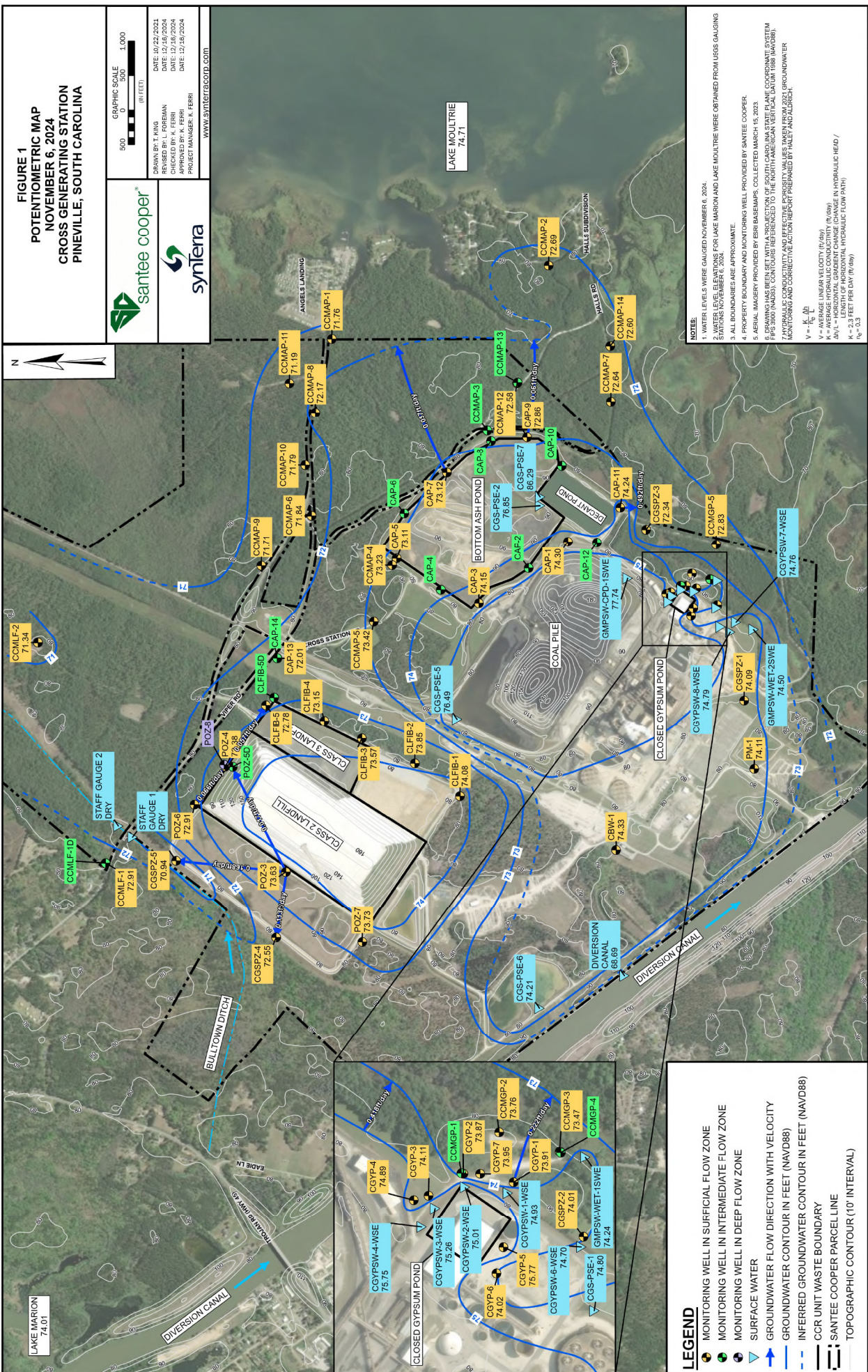
FIGURE 1
POTENTIOMETRIC MAP
NOVEMBER 6, 2024
CROSS GENERATING STATION
PINEVILLE, SOUTH CAROLINA



GRAPHIC SCALE
 500 1000
 (IN FEET)

DRAWN BY: KING
 DATE: 10/23/2024
 CHECKED BY: L. FOREMAN
 DATE: 12/16/2024
 APPROVED BY: K. FERRI
 DATE: 12/16/2024
 PROJECT MANAGER: K. FERRI

WWW.SYNERGACORP.COM



NOTE:

1. WATER LEVELS WERE GAUGED NOVEMBER 6, 2024.
2. ELEVATION DATA FOR LAKE MARION AND LAKE MOULTRIE WERE OBTAINED FROM U.S.S. GAUGING STATIONS NOVEMBER 8, 2024.
3. ALL BOUNDARIES ARE APPROXIMATE.
4. PROPERTY BOUNDARY AND MONITORING WELL PROVIDED BY SANTEE COOPER.
5. AERIAL IMAGERY PROVIDED BY ESRI BASEMAPS, COLLECTED MARCH 15, 2023.
6. DRAWING HAS BEEN SET WITH A PROJECTION OF SOUTH CAROLINA STATE PLANE COORDINATE SYSTEM FIPS 3900 (NAD83). CONTOURS REFERENCED TO THE NORTH AMERICAN VERTICAL DATUM 1988 (NAV88).
7. MONITORING AND CONDUCTIVITY DATA WERE PROVIDED BY Santee Cooper (2024) GROUNDWATER.

V = $\frac{K}{\mu}$
 K = AVERAGE LINEAR VELOCITY (ft/day)
 μ = AVERAGE HYDRAULIC CONDUCTIVITY (ft/day)
 μV = LENGTH OF HORIZONTAL HYDRAULIC HEAD / LENGTH OF HORIZONTAL HYDRAULIC FLOW PATH
 K = 2-3 FEET PER DAY (ft/day)
 μ = 1.0

LEGEND

- MONITORING WELL IN SURFICIAL FLOW ZONE
- MONITORING WELL IN INTERMEDIATE FLOW ZONE
- MONITORING WELL IN DEEP FLOW ZONE
- SURFACE WATER
- GROUNDWATER FLOW DIRECTION WITH VELOCITY
- GROUNDWATER CONTOUR IN FEET (NAV88)
- INFERRED GROUNDWATER CONTOUR IN FEET (NAV88)
- CCR UNIT WASTE BOUNDARY
- SANTEE COOPER PARCEL LINE
- TOPOGRAPHIC CONTOUR (10' INTERVAL)

© 2024 Santee Cooper. All rights reserved. Santee Cooper is a registered trademark of Santee Cooper. W. L. COOPER, 2024. 000000

Appendix A – Statistical Analysis



HALEY & ALDRICH, INC.
400 Augusta Street
Suite 100
Greenville, SC 29601
864.214.8750

TECHNICAL MEMORANDUM

July 3, 2024

File No. 132892-102-003-02

SUBJECT: Statistical Evaluation of the January 2024 Corrective Action Groundwater Monitoring Data
Cross Generating Station
Bottom Ash Pond

Pursuant to Title 40 Code of Federal Regulations (40 CFR) §257.93, §257.95, and §257.98 (Rule), this memorandum summarizes the statistical evaluation of the groundwater analytical results obtained from the January 2024 corrective action groundwater monitoring event for the Cross Generating Station (CGS) Bottom Ash Pond. Data for this groundwater sampling event were validated on April 4, 2024 by Santee Cooper.

BACKGROUND

All coal combustion residual (CCR) and non-CCR wastewater inflows to the CGS Bottom Ash Pond ceased as of August 31, 2020. The unit continues undergoing closure-by-removal as outlined in the Remedy Selection Report dated September 30, 2020. At that time, assessment monitoring identified the presence of beryllium, cobalt, lithium, and radium in one or more downgradient wells at a statistically significant level (SSL) above the Groundwater Protection Standard (GWPS).

Recent analytical testing results from the January 2024 sampling event were evaluated to determine if SSLs of Appendix IV groundwater monitoring constituents continue to exist above the GWPS. Using interwell evaluations, data from the semiannual sampling event for downgradient monitoring wells were compared to the GWPS established from background wells, and the results are provided below. Consistent with prior statistical evaluations, SSLs were again detected above the GWPS for beryllium, cobalt, and lithium based on analytical data from the January 2024 groundwater sampling event.

STATISTICAL EVALUATION

The Rule provides four specific options to statistically evaluate whether water quality downgradient of the CCR Unit (§257.93(f) (1-4)) represents a SSL of Appendix IV parameters above the GWPS. The selected statistical method used for these evaluations is the tolerance limit (TL) as certified by Haley & Aldrich, Inc. on October 12, 2017.

An interwell evaluation was used for statistical analysis, which compares the most recent values from downgradient compliance wells against a background dataset composed of upgradient well data. The TL method was used to evaluate potential SSLs above GWPS. The GWPS for each of the Appendix IV constituents has been set equal to the highest value of the maximum contaminant level (MCL), regional screening level (RSL), or site background concentration. Compliance well data from the most recent

groundwater sampling event were compared to the corresponding GWPS to determine if a SSL existed. Statistical analysis results are presented in Table 1.

As part of the TL procedure, a concentration limit for each constituent is established from the distribution of the background data with a minimum 95 percent confidence level. The upper endpoint of a tolerance interval is termed the upper tolerance limit (UTL). Depending on the assumed distribution of background data, parametric or non-parametric procedures were used to develop the UTL. Parametric procedures use assumed distributions of the sample background data to develop the limits, whereas non-parametric limits use order statistics or bootstrap methods. If all the background data are non-detect, a maximum reporting limit may serve as an appropriate UTL.

If an Appendix IV constituent concentration from the event was above the GWPS, the lower confidence limit (LCL) for the downgradient well constituent was used to evaluate the presence of a SSL. The LCL is the lower end of the confidence interval range, which is an estimated concentration range intended to contain the true mean or median of the population from which the sample is drawn. The confidence interval range is designed to locate the true population mean or median with a high degree of statistical confidence.

After testing for outliers, the UTLs were calculated from the background dataset to evaluate whether removal of data was necessary based on sampling or measurement discrepancies. Both visual and statistical outlier tests for the background data were performed. A visual inspection of the data was performed using distribution plots for the downgradient sample data. Based on our review, no sample data were identified as outliers that warranted removal from the dataset.

The background well (CBW-1 and PM-1) analytical results from previous events were combined to calculate the UTL for each detected Appendix IV constituent. Variability and distribution of the pooled dataset were reviewed to establish the method for UTL calculation.

Per the document *Statistical Analysis of Groundwater Monitoring Data at RCRA Facilities, Unified Guidance, March 2009* (the Unified Guidance), background concentrations were based on statistical evaluation of analytical results collected through June 2023 and updated in the Chemstat output. The background dataset will be updated in Table 1 again after four additional data points are collected (second semiannual event of 2025) in accordance with the Unified Guidance.

TREND ANALYSIS

Mann-Kendall trend analyses were performed on datasets of sufficient sample size. Results of the trend analysis are included on Table 1. In summary, approximately 55 percent of trends analyzed are identified as stable or decreasing for the compliance wells. It is important to note that increasing trends are not part of the comparison criteria for triggering a SSL. Trend analysis will continue to be used to monitor and evaluate concentrations in the context of overall site conditions.

RESULTS OF APPENDIX IV DOWNGRADIENT STATISTICAL COMPARISONS

As stated, Appendix IV constituent detections from downgradient well samples were compared to their respective GWPS (Table 1). Based on previous compliance sampling data and statistical evaluations, interwell comparisons were used. Consistent with previous results, beryllium, cobalt, and lithium are present in groundwater at SSLs above the GWPS in one or more downgradient wells. Remaining Appendix IV constituents meet the GWPS.

- Beryllium SSL at CAP-1 and CAP-9
- Cobalt SSLs at CAP-1, CAP-3, CAP-5, CAP-7, and CAP-9
- Lithium SSLs at CAP-1 and CAP-9

The CGS Bottom Ash Pond's Remedy Selection Report specified closure-by-removal of the CCR and CCR-contaminated material followed by monitored natural attenuation of beryllium, cobalt, lithium, and radium 226/228 in groundwater. Groundwater modeling results predict concentrations of beryllium, cobalt, lithium, and radium 226/228 will decline after source removal is completed in 2025 and site equilibrium is restored. Excavation of the pond for CCR source removal is ongoing, reducing the volume of CCR material in the pond and contributing to dynamic site conditions.

Lead in CAP-9 was detected above the MCL but was not identified as a SSL after the GWPS was compared to the LCL of the sample population. During closure activities, variability, including potential short-term increases in the concentrations of Appendix IV SSLs, is possible due to changing site conditions. Performance of the selected remedy will continue to be monitored after subsequent semiannual sampling events and will be based on the results of the corresponding statistical evaluations.

Enclosures:

Table 1 – CGS Bottom Ash Pond January 2024 Corrective Action Monitoring Data

https://haleyaldrich.sharepoint.com/sites/SanteeCooper2/Shared Documents/0132892.Santee Cooper CCR Consulting Service/0_Cross Generating Station/Statistical Analysis/2024-04/Bottom Ash Pond/client final/2024-07-HAI_CGS_Bottom Ash Pond_Assessment Monitoring_Stats_F.docx

TABLE

TABLE 1
JANUARY 2024 CORRECTIVE ACTION MONITORING DATA
CGS BOTTOM ASH POND

Location Id	Frequency of Detection	Percent Non-Detects	Range of Min-Detect	Mean	50th Percentile (Median)	80th Percentile	Maximum Detect	Standard Deviation	Coefficient of Variance	CGS MCL/SL	Report Result Unit	Detection Exceedances (Y/N)	Number of Detection Exceedances	Number of Non-Detection Exceedances	Cyclic Presence	Cyclic Removal	Trend	Distribution Well	January 2024 Concentrations	Detect?	95% LCL	Upper Tolerance Limit	SSI	GWPS (Higher of MCL/SL or Upper Tolerance Limit)	Exceedance above GWPS at Individual Well	SSL
CCR Appendix IV Mercury, Total (mg/L)																										
CRW-1	0/23	100%	0.0002-0.001	0.000243	0.0002	0.00038	6.34	2.789	0.0001703	0.6986	0.002	0	0	0	N/A	N/A	N/A	N/A	0.001			0.001	0.002		No	
PAW-1	0/23	100%	0.0002-0.001	0.000252	0.0002	0.00056	6.34	3.35E-08	0.0001831	0.726	0.002	0	0	0	N/A	N/A	N/A	N/A							No	
CRW-2	0/23	100%	0.0002-0.001	0.000252	0.0002	0.00056	6.34	0.0000002	0.0001739	0.726	0.002	0	0	0	N/A	N/A	N/A	N/A	0.0002						No	
CRW-3	0/21	100%	0.0002-0.001	0.000238	0.0002	0.00056	6.34	0.0000002	0.0001746	0.732	0.002	0	0	0	N/A	N/A	N/A	N/A	0.0002						No	
CRW-4	0/21	100%	0.0002-0.001	0.000248	0.0002	0.00056	6.34	0.0000002	0.0001739	0.729	0.002	0	0	0	N/A	N/A	N/A	N/A	0.0002						No	
CRW-5	0/21	86%	0.0002-0.001	0.000248	0.0002	0.00056	6.34	0.0000002	0.0001739	0.729	0.002	0	0	0	N/A	N/A	N/A	N/A	0.0002						No	
CRW-6	0/21	95%	0.0002-0.001	0.000269	0.0002	0.00056	6.34	0.0000002	0.0001714	0.714	0.002	0	0	0	N/A	N/A	N/A	N/A	0.0002						No	
CCR Appendix IV Methylmercury, Total (mg/L)																										
CRW-1	0/21	100%	0.0002-0.001	0.000293	0.01	0.01	0.0000002	0.0001721	0.000273	0.325	0.1	0	0	0	N/A	N/A	N/A	N/A	0.02			0.02	0.10		No	
PAW-1	0/21	100%	0.0002-0.001	0.00081	0.01	0.01	0.0000002	0.0001762	0.000182	0.2477	0.1	0	0	0	N/A	N/A	N/A	N/A	0.005						No	
CRW-2	0/18	100%	0.0002-0.001	0.00081	0.01	0.01	0.0000002	0.0001762	0.000182	0.2477	0.1	0	0	0	N/A	N/A	N/A	N/A	0.005						No	
CRW-3	0/18	100%	0.0002-0.001	0.00081	0.01	0.01	0.0000002	0.0001762	0.000182	0.2477	0.1	0	0	0	N/A	N/A	N/A	N/A	0.005						No	
CRW-4	0/18	100%	0.0002-0.001	0.00081	0.01	0.01	0.0000002	0.0001762	0.000182	0.2477	0.1	0	0	0	N/A	N/A	N/A	N/A	0.005						No	
CRW-5	0/18	100%	0.0002-0.001	0.00081	0.01	0.01	0.0000002	0.0001762	0.000182	0.2477	0.1	0	0	0	N/A	N/A	N/A	N/A	0.005						No	
CRW-6	0/18	100%	0.0002-0.001	0.00081	0.01	0.01	0.0000002	0.0001762	0.000182	0.2477	0.1	0	0	0	N/A	N/A	N/A	N/A	0.005						No	
CRW-7	0/18	100%	0.0002-0.001	0.00081	0.01	0.01	0.0000002	0.0001762	0.000182	0.2477	0.1	0	0	0	N/A	N/A	N/A	N/A	0.005						No	
CRW-8	0/18	100%	0.0002-0.001	0.00081	0.01	0.01	0.0000002	0.0001762	0.000182	0.2477	0.1	0	0	0	N/A	N/A	N/A	N/A	0.005						No	
CRW-9	0/18	100%	0.0002-0.001	0.00081	0.01	0.01	0.0000002	0.0001762	0.000182	0.2477	0.1	0	0	0	N/A	N/A	N/A	N/A	0.005						No	
CCR Appendix IV Barium-208 & 228 (pCi/L)																										
CRW-1	15/22	37%	4.4	3.19	4	5.3	6.34	2.789	1.664	0.216	Y	4	0	0	N/A	N/A	N/A	N/A	2.648			16.3	16.3		No	
PAW-1	15/21	38%	4.4	3.21	3.36	6.34	2.789	1.187	0.3703	5	Y	2	0	0	N/A	N/A	N/A	N/A	1.656						No	
CRW-2	14/21	33%	4.4	2.88	3.86	4.2	4.48	1.742	1.32	0.4587	Y	5	0	0	N/A	N/A	N/A	N/A	5.830						No	
CRW-3	14/21	33%	4.4	2.88	3.86	4.2	4.48	1.742	1.32	0.4587	Y	5	0	0	N/A	N/A	N/A	N/A	5.830						No	
CRW-4	14/21	33%	4.4	2.88	3.86	4.2	4.48	1.742	1.32	0.4587	Y	5	0	0	N/A	N/A	N/A	N/A	5.830						No	
CRW-5	14/21	33%	4.4	2.88	3.86	4.2	4.48	1.742	1.32	0.4587	Y	5	0	0	N/A	N/A	N/A	N/A	5.830						No	
CRW-6	14/21	33%	4.4	2.88	3.86	4.2	4.48	1.742	1.32	0.4587	Y	5	0	0	N/A	N/A	N/A	N/A	5.830						No	
CRW-7	14/21	33%	4.4	2.88	3.86	4.2	4.48	1.742	1.32	0.4587	Y	5	0	0	N/A	N/A	N/A	N/A	5.830						No	
CRW-8	14/21	33%	4.4	2.88	3.86	4.2	4.48	1.742	1.32	0.4587	Y	5	0	0	N/A	N/A	N/A	N/A	5.830						No	
CRW-9	14/21	33%	4.4	2.88	3.86	4.2	4.48	1.742	1.32	0.4587	Y	5	0	0	N/A	N/A	N/A	N/A	5.830						No	
CCR Appendix IV Selenium, Total (mg/L)																										
CRW-1	0/23	100%	0.0002-0.001	0.000252	0.01	0.02	0.0000002	0.0001721	0.000273	0.7102	0.05	0	0	0	N/A	N/A	N/A	N/A	0.010			0.05	0.05		No	
PAW-1	0/19	100%	0.0002-0.001	0.00143	0.01	0.02	0.0000002	0.0001721	0.000273	0.7102	0.05	0	0	0	N/A	N/A	N/A	N/A	0.010						No	
CRW-2	0/19	100%	0.0002-0.001	0.00143	0.01	0.02	0.0000002	0.0001721	0.000273	0.7102	0.05	0	0	0	N/A	N/A	N/A	N/A	0.010						No	
CRW-3	0/19	100%	0.0002-0.001	0.00143	0.01	0.02	0.0000002	0.0001721	0.000273	0.7102	0.05	0	0	0	N/A	N/A	N/A	N/A	0.010						No	
CRW-4	0/19	100%	0.0002-0.001	0.00143	0.01	0.02	0.0000002	0.0001721	0.000273	0.7102	0.05	0	0	0	N/A	N/A	N/A	N/A	0.010						No	
CRW-5	0/19	100%	0.0002-0.001	0.00143	0.01	0.02	0.0000002	0.0001721	0.000273	0.7102	0.05	0	0	0	N/A	N/A	N/A	N/A	0.010						No	
CRW-6	0/19	64%	0.0002-0.001	0.00126	0.01	0.02	0.0000002	0.0001721	0.000273	0.7102	0.05	0	0	0	N/A	N/A	N/A	N/A	0.010						No	
CRW-7	0/19	64%	0.0002-0.001	0.00126	0.01	0.02	0.0000002	0.0001721	0.000273	0.7102	0.05	0	0	0	N/A	N/A	N/A	N/A	0.010						No	
CRW-8	0/21	100%	0.0012-0.001	0.001	0.001	0.001	0.001	0.0000002	0.000184	0.6996	0.05	0	0	0	N/A	N/A	N/A	N/A	0.010			0.010	0.010		No	
PAW-1	0/21	100%	0.0012-0.001	0.00143	0.001	0.001	0.001	0.0000002	0.000184	1.375	0.002	0	0	0	N/A	N/A	N/A	N/A	0.001						No	
CRW-2	0/18	100%	0.0012-0.001	0.00143	0.001	0.001	0.001	0.0000002	0.000184	1.375	0.002	0	0	0	N/A	N/A	N/A	N/A	0.001						No	
CRW-3	0/18	100%	0.0012-0.001	0.00143	0.001	0.001	0.001	0.0000002	0.000184	1.375	0.002	0	0	0	N/A	N/A	N/A	N/A	0.001						No	
CRW-4	0/18	100%	0.0012-0.001	0.00143	0.001	0.001	0.001	0.0000002	0.000184	1.375	0.002	0	0	0	N/A	N/A	N/A	N/A	0.001						No	
CRW-5	0/18	100%	0.0012-0.001	0.00143	0.001	0.001	0.001	0.0000002	0.000184	1.375	0.002	0	0	0	N/A	N/A	N/A	N/A	0.001						No	
CRW-6	0/18	100%	0.0012-0.001	0.00143	0.001	0.001	0.001	0.0000002	0.000184	1.375	0.002	0	0	0	N/A	N/A	N/A	N/A	0.001						No	
CRW-7	0/18	100%	0.0012-0.001	0.00143	0.001	0.001	0.001	0.0000002	0.000184	1.375	0.002	0	0	0	N/A	N/A	N/A	N/A	0.001						No	
CRW-8	0/18	100%	0.0012-0.001	0.00143	0.001	0.001	0.001	0.0000002	0.000184	1.375	0.002	0	0	0	N/A	N/A	N/A	N/A	0.001						No	
CRW-9	0/18	100%	0.0012-0.001	0.00143	0.001	0.001	0.001	0.0000002	0.000184	1.375	0.002	0	0	0	N/A	N/A	N/A	N/A	0.001						No	



HALEY & ALDRICH, INC.
400 Augusta Street
Suite 100
Greenville, SC 29601
864.214.8750

TECHNICAL MEMORANDUM

October 16, 2024

File No. 132892-102-003-02

SUBJECT: Statistical Evaluation of the June 2024 Corrective Action Groundwater Monitoring Data
Cross Generating Station
Bottom Ash Pond

Pursuant to Title 40 Code of Federal Regulations (40 CFR) §257.93, §257.95, and §257.98 (Rule), this memorandum summarizes the statistical evaluation of the groundwater analytical results obtained from the June 2024 corrective action groundwater monitoring event for the Cross Generating Station (CGS) Bottom Ash Pond. Data for this groundwater sampling event were validated on August 6, 2024 by Santee Cooper.

BACKGROUND

All coal combustion residual (CCR) and non-CCR wastewater inflows to the CGS Bottom Ash Pond ceased as of August 31, 2020. The unit continues undergoing closure-by-removal as outlined in the Remedy Selection Report dated September 30, 2020. At that time, assessment monitoring identified the presence of beryllium, cobalt, lithium, and radium in one or more downgradient wells at a statistically significant level (SSL) above the Groundwater Protection Standard (GWPS).

Recent analytical testing results from the June 2024 sampling event were evaluated to determine if SSLs of Appendix IV groundwater monitoring constituents continue to exist above the GWPS. Using interwell evaluations, data from the semiannual sampling event for downgradient monitoring wells were compared to the GWPS established from background wells, and the results are provided below. Consistent with prior statistical evaluations, SSLs were again detected above the GWPS for beryllium, cobalt, and lithium based on analytical data from the June 2024 groundwater sampling event.

STATISTICAL EVALUATION

The Rule provides four specific options to statistically evaluate whether water quality downgradient of the CCR Unit (§257.93(f) (1-4)) represents a SSL of Appendix IV parameters above the GWPS. The selected statistical method used for these evaluations is the tolerance limit (TL) as certified by Haley & Aldrich, Inc. on October 12, 2017.

An interwell evaluation was used for statistical analysis, which compares the most recent values from downgradient compliance wells against a background dataset composed of upgradient well data. The TL method was used to evaluate potential SSLs above GWPS. The GWPS for each of the Appendix IV constituents has been set equal to the highest value of the maximum contaminant level (MCL), regional screening level (RSL), or site background concentration. Compliance well data from the most recent

groundwater sampling event were compared to the corresponding GWPS to determine if a SSL existed. Statistical analysis results are presented in Table 1.

As part of the TL procedure, a concentration limit for each constituent is established from the distribution of the background data with a minimum 95 percent confidence level. The upper endpoint of a tolerance interval is termed the upper tolerance limit (UTL). Depending on the assumed distribution of background data, parametric or non-parametric procedures were used to develop the UTL. Parametric procedures use assumed distributions of the sample background data to develop the limits, whereas non-parametric limits use order statistics or bootstrap methods. If all the background data are non-detect, a maximum reporting limit may serve as an appropriate UTL.

If an Appendix IV constituent concentration from the event was above the GWPS, the lower confidence limit (LCL) for the downgradient well constituent was used to evaluate the presence of a SSL. The LCL is the lower end of the confidence interval range, which is an estimated concentration range intended to contain the true mean or median of the population from which the sample is drawn. The confidence interval range is designed to locate the true population mean or median with a high degree of statistical confidence.

After testing for outliers, the UTLs were calculated from the background dataset to evaluate whether removal of data was necessary based on sampling or measurement discrepancies. Both visual and statistical outlier tests for the background data were performed. A visual inspection of the data was performed using distribution plots for the downgradient sample data. Based on our review, no sample data were identified as outliers that warranted removal from the dataset.

The background well (CBW-1 and PM-1) analytical results from previous events were combined to calculate the UTL for each detected Appendix IV constituent. Variability and distribution of the pooled dataset were reviewed to establish the method for UTL calculation.

Per the document *Statistical Analysis of Groundwater Monitoring Data at RCRA Facilities, Unified Guidance, March 2009* (the Unified Guidance), background concentrations were based on the statistical evaluation of analytical results collected through June 2023 and updated in the Chemstat output. The background dataset will be updated in Table 1 again after four additional data points are collected (second semiannual event of 2025) in accordance with the Unified Guidance.

TREND ANALYSIS

Mann-Kendall trend analyses were performed on datasets of sufficient sample size. Results of the trend analysis are included on Table 1. In summary, approximately 59 percent of trends analyzed are identified as stable or decreasing for the compliance wells. It is important to note that increasing trends are not part of the comparison criteria for triggering a SSL. Trend analysis will continue to be used to monitor and evaluate concentrations in the context of overall site conditions.

RESULTS OF APPENDIX IV DOWNGRADIENT STATISTICAL COMPARISONS

As stated, Appendix IV constituent detections from downgradient well samples were compared to their respective GWPS (Table 1). Based on previous compliance sampling data and statistical evaluations, interwell comparisons were used. Consistent with the previous results, beryllium, cobalt, and lithium are present in groundwater at SSLs above the GWPS in one or more downgradient wells. Remaining Appendix IV constituents meet the GWPS:

- Beryllium SSLs at CAP-1 and CAP-9
- Cobalt SSLs at CAP-1, CAP-3, CAP-5, CAP-7, and CAP-9
- Lithium SSLs at CAP-1 and CAP-9

The CGS Bottom Ash Pond's Remedy Selection Report specified closure-by-removal of the CCR and CCR-contaminated material, followed by monitored natural attenuation of beryllium, cobalt, lithium, and radium 226/228 in groundwater. Groundwater modeling results predict concentrations of beryllium, cobalt, lithium, and radium 226/228 will decline after source removal is completed in 2025 and site equilibrium is restored. Excavation of the pond for CCR source removal is ongoing and likely contributing to dynamic site conditions.

Lead in CAP-9 and radium 226/228 in CAP-5 were detected above the MCL but were not identified as a SSL after the GWPS was compared to the LCL of the sample population. During closure activities, variability, including potential short-term increases in the concentrations of Appendix IV SSLs, is possible due to changing site conditions. Performance of the selected remedy will continue to be monitored after subsequent semiannual sampling events and will be based on the results of the corresponding statistical evaluations.

Enclosures:

Table 1 – June 2024 Corrective Action Monitoring Data (CGS Bottom Ash Pond)

https://haleyaldrich.sharepoint.com/sites/SanteeCooper2/Shared Documents/0132892.Santee Cooper CCR Consulting Service/0_Cross Generating Station/Statistical Analysis/2024-10/Bottom Ash Pond/final/2024-10-HAI_CGS_Bottom AP_Assessment Monitoring_Stats_F.docx

TABLE

TABLE 1
JUNE 2024 CORRECTIVE ACTION MONITORING DATA
GS BOTUMASH FORD

Location Id	Frequency of Detection	Percent Non-detects	Range of Non-Detect	Mean	SDP Percentile (Median)	SPR Percentile	Maximum Detect	Variance	Standard Deviation	Coefficient of Variation	CER (MCL/Std)	Mean Report Unit	Detection Incidences (Y/N)	Number of Detection Incidences	Number of Non-Detection Incidences	Outlier Presence	Outlier Removal	Trend	Distribution	Jan 13/24 Concentration	Detect?	95% UCL	Upper Tolerance Limit	SKI	GWPS (Height of MCL/MSL or Upper Tolerance Limit)	Evidence above GWPS at Individual Well	SK
CBW-1	0/72	100%	0.001-0.001	0.001	0.001	0.001	0	0	0	0	0.002	mg/L	N	0	0	0.010	0.010	0.010	0.010	0.001	No	0.010	0.010	N	0.010	N	No
PM-1	0/72	100%	0.001-0.01	0.00141	0.001	0.001	0.00000882	0.000189	0.000189	1.282	0.002	mg/L	N	0	0	0.010	0.010	0.010	0.010	0.001	No	0.010	0.010	N	0.010	N	No
CAF-3	0/78	100%	0.001-0.001	0.001	0.001	0.001	0	0	0	0	0.002	mg/L	N	0	0	0.010	0.010	0.010	0.010	0.001	No	0.010	0.010	N	0.010	N	No
CAF-5	0/78	100%	0.001-0.001	0.001	0.001	0.001	0	0	0	0	0.002	mg/L	N	0	0	0.010	0.010	0.010	0.010	0.001	No	0.010	0.010	N	0.010	N	No
CAF-9	0/78	100%	0.001-0.001	0.001	0.001	0.001	0	0	0	0	0.002	mg/L	N	0	0	0.010	0.010	0.010	0.010	0.001	No	0.010	0.010	N	0.010	N	No

Appendix B:

Certificates of Analysis, External Lab Reports,
& Field Parameters

SANTEE COOPER ANALYTICAL SERVICES
CERTIFICATE OF ANALYSIS
LAB CERTIFICATION #08552
Sample # AF87807 **Location:** GW Well PM-1 **Date:** 01/08/2024 **Sample Collector:** WJK/ML

Loc. Code PM-1 **Time:** 10:48

Analysis	Result	Units	Test Date	Analyst	Method
Aluminum	0.86	mg/L	01/19/2024	SKJACOBS	EPA 6020B
Arsenic	<5.0	ug/L	01/19/2024	SKJACOBS	EPA 6020B
Arsenic Dissolved	<5.0	ug/L	01/12/2024	SKJACOBS	EPA 6020B
Barium	77.8	ug/L	01/19/2024	SKJACOBS	EPA 6020B
Beryllium	<0.5	ug/L	01/19/2024	SKJACOBS	EPA 6020B
Calcium	119	mg/L	01/19/2024	SKJACOBS	EPA 6020B
Cadmium	<0.5	ug/L	01/19/2024	SKJACOBS	EPA 6020B
Cobalt	1.6	ug/L	01/19/2024	SKJACOBS	EPA 6020B
Chromium	<5.0	ug/L	01/19/2024	SKJACOBS	EPA 6020B
Iron	11400	ug/L	01/19/2024	SKJACOBS	EPA 6020B
Potassium	0.65	mg/L	01/19/2024	SKJACOBS	EPA 6020B
Magnesium	0.70	mg/L	01/19/2024	SKJACOBS	EPA 6020B
Sodium	5.8	mg/L	01/19/2024	SKJACOBS	EPA 6020B
Lead	<1.0	ug/L	01/19/2024	SKJACOBS	EPA 6020B
Antimony	<5.0	ug/L	01/19/2024	SKJACOBS	EPA 6020B
Selenium	<10.0	ug/L	01/19/2024	SKJACOBS	EPA 6020B
Thallium	<1.0	ug/L	01/19/2024	SKJACOBS	EPA 6020B
Boron	14.2	ug/L	01/11/2024	SKJACOBS	EPA 6010D
Lithium	5.26	ug/L	01/11/2024	SKJACOBS	EPA 6010D
Molybdenum	<5.0	ug/L	01/11/2024	SKJACOBS	EPA 6010D
Mercury	<0.2	ug/L	01/22/2024	EUROFINS SAV	EPA 7470
Zinc	<10.0	ug/L	01/19/2024	SKJACOBS	EPA 6020B
Total Organic Carbon	5.49	mg/L	01/17/2024	GEL	SM 5310B
Nitrate	<0.10	mg/L	01/10/2024	KCWELLS	EPA 300.0
Fluoride	<0.10	mg/L	01/10/2024	KCWELLS	EPA 300.0
Chloride	12.8	mg/L	01/10/2024	KCWELLS	EPA 300.0
Sulfate	7.62	mg/L	01/10/2024	KCWELLS	EPA 300.0
Total Dissolved Solids	193.8	mg/L	01/12/2024	SJBROWN	SM 2540C
Radium 226	0.612	pCi/L	01/24/2024	GEL	EPA 903.1 Mod
Radium 228	1.24	pCi/L	01/23/2024	GEL	EPA 904.0
Radium 226/228 Combined Calculation	1.852	pCi/L	02/12/2024	SJLEVY	EPA 903.1 Mod
pH	5.13	SU	01/08/2024	WJK/ML	

Comments:

Independent Laboratory Results: "GEL" - GEL Laboratories LLC - Lab ID # 10120; "Test America" - TestAmerica Laboratories, Inc. - Lab ID# 98001; "DavisBrown"- Davis & Brown Lab ID # 21117; "Shealy"- Shealy Environmental Services, Inc.- Lab ID# 32010 "ROGERSCALLCO"- Rogers & Callcot, Inc.- Lab ID # 23105001

 Analysis Validated:  Validation date: 3/27/24
 Linda Williams - Manager Analytical Services

Authorized Signature Only- Not Valid Unless Signed


SANTEE COOPER ANALYTICAL SERVICES
CERTIFICATE OF ANALYSIS
LAB CERTIFICATION #08552
Sample # AF87768
Location: GW Well CBW-1
Date: 01/08/2024
Sample Collector: WJK/ML
Loc. Code CBW-1
Time: 11:55

Analysis	Result	Units	Test Date	Analyst	Method
Aluminum	0.60	mg/L	01/19/2024	SKJACOBS	EPA 6020B
Arsenic	<5.0	ug/L	01/19/2024	SKJACOBS	EPA 6020B
Arsenic Dissolved	<5.0	ug/L	01/12/2024	SKJACOBS	EPA 6020B
Barium	41.3	ug/L	01/19/2024	SKJACOBS	EPA 6020B
Beryllium	<0.5	ug/L	01/19/2024	SKJACOBS	EPA 6020B
Calcium	25.0	mg/L	01/19/2024	SKJACOBS	EPA 6020B
Cadmium	<0.5	ug/L	01/19/2024	SKJACOBS	EPA 6020B
Cobalt	0.87	ug/L	01/19/2024	SKJACOBS	EPA 6020B
Chromium	<5.0	ug/L	01/19/2024	SKJACOBS	EPA 6020B
Iron	<50.0	ug/L	01/19/2024	SKJACOBS	EPA 6020B
Potassium	0.73	mg/L	01/19/2024	SKJACOBS	EPA 6020B
Magnesium	1.9	mg/L	01/19/2024	SKJACOBS	EPA 6020B
Sodium	13.4	mg/L	01/19/2024	SKJACOBS	EPA 6020B
Lead	2.4	ug/L	01/19/2024	SKJACOBS	EPA 6020B
Antimony	<5.0	ug/L	01/19/2024	SKJACOBS	EPA 6020B
Selenium	<10.0	ug/L	01/19/2024	SKJACOBS	EPA 6020B
Thallium	<1.0	ug/L	01/19/2024	SKJACOBS	EPA 6020B
Boron	19.3	ug/L	01/11/2024	SKJACOBS	EPA 6010D
Lithium	<5.0	ug/L	01/11/2024	SKJACOBS	EPA 6010D
Molybdenum	<5.0	ug/L	01/11/2024	SKJACOBS	EPA 6010D
Mercury	<0.2	ug/L	01/22/2024	EUROFINS SAV	EPA 7470
Zinc	<10.0	ug/L	01/19/2024	SKJACOBS	EPA 6020B
Total Organic Carbon	2.19	mg/L	01/17/2024	GEL	SM 5310B
Nitrate	0.72	mg/L	01/10/2024	KCWELLS	EPA 300.0
Fluoride	0.14	mg/L	01/10/2024	KCWELLS	EPA 300.0
Chloride	3.48	mg/L	01/10/2024	KCWELLS	EPA 300.0
Sulfate	83.6	mg/L	01/10/2024	KCWELLS	EPA 300.0
Total Dissolved Solids	188.8	mg/L	01/12/2024	SJBROWN	SM 2540C
Radium 226	0.278	pCi/L	01/24/2024	GEL	EPA 903.1 Mod
Radium 228	1.22	pCi/L	01/23/2024	GEL	EPA 904.0
Radium 226/228 Combined Calculation	1.498	pCi/L	02/12/2024	SJLEVY	EPA 903.1 Mod
pH	4.44	SU	01/08/2024	WJK/ML	

Comments:

Independent Laboratory Results: "GEL" - GEL Laboratories LLC - Lab ID # 10120; "Test America" - TestAmerica Laboratories, Inc. - Lab ID# 98001; "DavisBrown"- Davis & Brown Lab ID # 21117; "Shealy"- Shealy Environmental Services, Inc.- Lab ID# 32010 "ROGERSCALLCO"- Rogers & Callcot, Inc.- Lab ID # 23105001

Analysis Validated:



Linda Williams - Manager Analytical Services

Validation date: 3/27/24

Authorized Signature Only- Not Valid Unless Signed

SANTEE COOPER ANALYTICAL SERVICES
CERTIFICATE OF ANALYSIS
LAB CERTIFICATION #08552

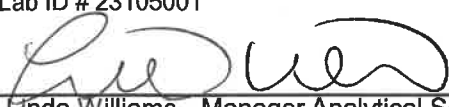
Sample # AF87754 **Location:** GW Well CAP- 1 **Date:** 01/10/2024 **Sample Collector:** WKJ/ML
Loc. Code CAP-1 **Time:** 15:16

Analysis	Result	Units	Test Date	Analyst	Method
Aluminum	5.0	mg/L	01/19/2024	SKJACOBS	EPA 6020B
Arsenic	<5.0	ug/L	01/19/2024	SKJACOBS	EPA 6020B
Arsenic Dissolved	<5.0	ug/L	01/12/2024	SKJACOBS	EPA 6020B
Barium	34.9	ug/L	01/19/2024	SKJACOBS	EPA 6020B
Beryllium	7.3	ug/L	01/19/2024	SKJACOBS	EPA 6020B
Calcium	258	mg/L	01/19/2024	SKJACOBS	EPA 6020B
Cadmium	<0.5	ug/L	01/19/2024	SKJACOBS	EPA 6020B
Cobalt	20.7	ug/L	01/19/2024	SKJACOBS	EPA 6020B
Chromium	<5.0	ug/L	01/19/2024	SKJACOBS	EPA 6020B
Iron	63300	ug/L	01/19/2024	SKJACOBS	EPA 6020B
Potassium	0.60	mg/L	01/19/2024	SKJACOBS	EPA 6020B
Magnesium	7.6	mg/L	01/19/2024	SKJACOBS	EPA 6020B
Sodium	59.7	mg/L	01/19/2024	SKJACOBS	EPA 6020B
Lead	<1.0	ug/L	01/19/2024	SKJACOBS	EPA 6020B
Antimony	<5.0	ug/L	01/19/2024	SKJACOBS	EPA 6020B
Selenium	<10.0	ug/L	01/17/2024	SKJACOBS	EPA 6020B
Thallium	<1.0	ug/L	01/19/2024	SKJACOBS	EPA 6020B
Boron	571	ug/L	01/12/2024	SKJACOBS	EPA 6010D
Lithium	112	ug/L	01/12/2024	SKJACOBS	EPA 6010D
Molybdenum	<5.0	ug/L	01/12/2024	SKJACOBS	EPA 6010D
Mercury	<0.2	ug/L	01/22/2024	EUROFINS SAV	EPA 7470
Fluoride	1.77	mg/L	01/18/2024	KCWELLS	EPA 300.0
Chloride	101	mg/L	01/18/2024	KCWELLS	EPA 300.0
Sulfate	676	mg/L	01/18/2024	KCWELLS	EPA 300.0
Total Dissolved Solids	1265	mg/L	01/12/2024	SJBROWN	SM 2540C
Radium 226	0.838	pCi/L	01/24/2024	GEL	EPA 903.1 Mod
Radium 228	1.81	pCi/L	01/23/2024	GEL	EPA 904.0
Radium 226/228 Combined Calculation	2.648	pCi/L	02/12/2024	SJLEVY	EPA 903.1 Mod
pH	5.16	SU	01/10/2024	WJK/ML	

Comments:

Independent Laboratory Results: "GEL" - GEL Laboratories LLC - Lab ID # 10120; "Test America" - TestAmerica Laboratories, Inc. - Lab ID# 98001; "DavisBrown"- Davis & Brown Lab ID # 21117; "Shealy"- Shealy Environmental Services, Inc.- Lab ID# 32010 "ROGERSCALLCO"- Rogers & Callcot, Inc.- Lab ID # 23105001

Analysis Validated:



Linda Williams - Manager Analytical Services

Validation date:

3/27/24

Authorized Signature Only- Not Valid Unless Signed

SANTEE COOPER ANALYTICAL SERVICES

CERTIFICATE OF ANALYSIS

LAB CERTIFICATION #08552

Sample # AF87756 **Location:** GW Well CAP- 3 **Date:** 01/16/2024 **Sample Collector:** WJK/ML
Loc. Code CAP-3 **Time:** 13:46

Analysis	Result	Units	Test Date	Analyst	Method
Aluminum	<0.1	mg/L	01/25/2024	SKJACOBS	EPA 6020B
Arsenic	<5.0	ug/L	01/24/2024	SKJACOBS	EPA 6020B
Arsenic Dissolved	<5.0	ug/L	01/24/2024	SKJACOBS	EPA 6020B
Barium	67.3	ug/L	01/24/2024	SKJACOBS	EPA 6020B
Beryllium	<0.5	ug/L	01/26/2024	SKJACOBS	EPA 6020B
Calcium	560	mg/L	01/24/2024	SKJACOBS	EPA 6020B
Cadmium	<0.5	ug/L	01/24/2024	SKJACOBS	EPA 6020B
Cobalt	25.0	ug/L	01/24/2024	SKJACOBS	EPA 6020B
Chromium	<5.0	ug/L	01/24/2024	SKJACOBS	EPA 6020B
Iron	1780	ug/L	01/25/2024	SKJACOBS	EPA 6020B
Potassium	3.7	mg/L	01/24/2024	SKJACOBS	EPA 6020B
Magnesium	49.8	mg/L	01/24/2024	SKJACOBS	EPA 6020B
Sodium	77.5	mg/L	01/24/2024	SKJACOBS	EPA 6020B
Lead	<1.0	ug/L	01/24/2024	SKJACOBS	EPA 6020B
Antimony	5.7	ug/L	01/24/2024	SKJACOBS	EPA 6020B
Selenium	<10.0	ug/L	01/25/2024	SKJACOBS	EPA 6020B
Thallium	<1.0	ug/L	01/24/2024	SKJACOBS	EPA 6020B
Boron	5190	ug/L	01/22/2024	SKJACOBS	EPA 6010D
Lithium	13.1	ug/L	01/22/2024	SKJACOBS	EPA 6010D
Molybdenum	<5.0	ug/L	01/22/2024	SKJACOBS	EPA 6010D
Mercury	<0.2	ug/L	01/25/2024	EUROFINS SAV	EPA 7470
Fluoride	<0.10	mg/L	01/18/2024	KCWELLS	EPA 300.0
Chloride	495	mg/L	01/18/2024	KCWELLS	EPA 300.0
Sulfate	771	mg/L	01/18/2024	KCWELLS	EPA 300.0
Total Dissolved Solids	2346	mg/L	01/19/2024	KCWELLS	SM 2540C
Radium 226	0.446	pCi/L	01/31/2024	GEL	EPA 903.1 Mod
Radium 228	1.21	pCi/L	01/31/2024	GEL	EPA 904.0
Radium 226/228 Combined Calculation	1.656	pCi/L	02/12/2024	SJLEVY	EPA 903.1 Mod
pH	6.44	SU	01/16/2024	WJK/ML	

Comments:

Independent Laboratory Results: "GEL" - GEL Laboratories LLC - Lab ID # 10120; "Test America" - TestAmerica Laboratories, Inc. - Lab ID# 98001; "DavisBrown"- Davis & Brown Lab ID # 21117; "Shealy"- Shealy Environmental Services, Inc.- Lab ID# 32010 "ROGERSCALLCO"- Rogers & Callcot, Inc.- Lab ID # 23105001

Analysis Validated:  Validation date: 3/27/24
Linda Williams - Manager Analytical Services

Authorized Signature Only- Not Valid Unless Signed



One Riverwood Drive
P.O. Box 2946101
Moncks Corner, SC 29461-2901
(843) 761-8000

SANTEE COOPER ANALYTICAL SERVICES

CERTIFICATE OF ANALYSIS

LAB CERTIFICATION #08552

Sample # AF87757 Location: GW Well CAP-4 Date: 01/16/2024 Sample Collector: WJK/ML

Loc. Code CAP-4 Time: 12:19

Analysis	Result	Units	Test Date	Analyst	Method
Aluminum	<0.1	mg/L	01/25/2024	SKJACOBS	EPA 6020B
Arsenic	<5.0	ug/L	01/24/2024	SKJACOBS	EPA 6020B
Arsenic Dissolved	<5.0	ug/L	01/26/2024	SKJACOBS	EPA 6020B
Barium	135	ug/L	01/24/2024	SKJACOBS	EPA 6020B
Beryllium	<0.5	ug/L	01/26/2024	SKJACOBS	EPA 6020B
Calcium	695	mg/L	01/24/2024	SKJACOBS	EPA 6020B
Cadmium	<0.5	ug/L	01/24/2024	SKJACOBS	EPA 6020B
Cobalt	<0.5	ug/L	01/24/2024	SKJACOBS	EPA 6020B
Chromium	<5.0	ug/L	01/24/2024	SKJACOBS	EPA 6020B
Iron	11500	ug/L	01/25/2024	SKJACOBS	EPA 6020B
Potassium	7.8	mg/L	01/24/2024	SKJACOBS	EPA 6020B
Magnesium	68.7	mg/L	01/24/2024	SKJACOBS	EPA 6020B
Sodium	114	mg/L	01/24/2024	SKJACOBS	EPA 6020B
Lead	<1.0	ug/L	01/24/2024	SKJACOBS	EPA 6020B
Antimony	<5.0	ug/L	01/24/2024	SKJACOBS	EPA 6020B
Selenium	<10.0	ug/L	01/26/2024	SKJACOBS	EPA 6020B
Thallium	<1.0	ug/L	01/24/2024	SKJACOBS	EPA 6020B
Boron	9680	ug/L	01/22/2024	SKJACOBS	EPA 6010D
Lithium	34.3	ug/L	01/22/2024	SKJACOBS	EPA 6010D
Molybdenum	<5.0	ug/L	01/22/2024	SKJACOBS	EPA 6010D
Mercury	<0.2	ug/L	01/25/2024	EUROFINS SAV	EPA 7470
Fluoride	<0.10	mg/L	01/18/2024	KCWELLS	EPA 300.0
Chloride	868	mg/L	01/18/2024	KCWELLS	EPA 300.0
Sulfate	800	mg/L	01/18/2024	KCWELLS	EPA 300.0
Total Dissolved Solids	3096	mg/L	01/19/2024	KCWELLS	SM 2540C
Radium 226	1.43	pCi/L	01/31/2024	GEL	EPA 903.1 Mod
Radium 228	0.625	pCi/L	01/31/2024	GEL	EPA 904.0
Radium 226/228 Combined Calculation	2.055	pCi/L	02/12/2024	SJLEVY	EPA 903.1 Mod
pH	6.56	SU	01/16/2024	WJK/ML	

Comments:

Independent Laboratory Results: "GEL" - GEL Laboratories LLC - Lab ID # 10120; "Test America" - TestAmerica Laboratories, Inc. - Lab ID# 98001; "DavisBrown"- Davis & Brown Lab ID # 21117; "Shealy"- Shealy Environmental Services, Inc.- Lab ID# 32010 "ROGERSCALLCO"- Rogers & Callcot, Inc.- Lab ID # 23105001

Analysis Validated:  Validation date: 3/27/24
Linda Williams - Manager Analytical Services

Authorized Signature Only- Not Valid Unless Signed

SANTEE COOPER ANALYTICAL SERVICES

CERTIFICATE OF ANALYSIS

LAB CERTIFICATION #08552

Sample # AF87758 Location: GW Well CAP-5 Date: 01/16/2024 Sample Collector: WJK/ML

Loc. Code CAP-5 Time: 11:08

Analysis	Result	Units	Test Date	Analyst	Method
Aluminum	4.8	mg/L	01/25/2024	SKJACOBS	EPA 6020B
Arsenic	<5.0	ug/L	01/24/2024	SKJACOBS	EPA 6020B
Arsenic Dissolved	<5.0	ug/L	01/24/2024	SKJACOBS	EPA 6020B
Barium	1340	ug/L	01/24/2024	SKJACOBS	EPA 6020B
Beryllium	4.2	ug/L	01/26/2024	SKJACOBS	EPA 6020B
Calcium	155	mg/L	01/24/2024	SKJACOBS	EPA 6020B
Cadmium	<0.5	ug/L	01/24/2024	SKJACOBS	EPA 6020B
Cobalt	13.1	ug/L	01/24/2024	SKJACOBS	EPA 6020B
Chromium	<5.0	ug/L	01/24/2024	SKJACOBS	EPA 6020B
Iron	105000	ug/L	01/25/2024	SKJACOBS	EPA 6020B
Potassium	0.90	mg/L	01/24/2024	SKJACOBS	EPA 6020B
Magnesium	3.8	mg/L	01/24/2024	SKJACOBS	EPA 6020B
Sodium	74.5	mg/L	01/24/2024	SKJACOBS	EPA 6020B
Lead	10.0	ug/L	01/24/2024	SKJACOBS	EPA 6020B
Antimony	5.4	ug/L	01/24/2024	SKJACOBS	EPA 6020B
Selenium	<10.0	ug/L	01/26/2024	SKJACOBS	EPA 6020B
Thallium	<1.0	ug/L	01/24/2024	SKJACOBS	EPA 6020B
Boron	30.6	ug/L	01/22/2024	SKJACOBS	EPA 6010D
Lithium	18.6	ug/L	01/22/2024	SKJACOBS	EPA 6010D
Molybdenum	<5.0	ug/L	01/22/2024	SKJACOBS	EPA 6010D
Mercury	<0.2	ug/L	01/25/2024	EUROFINS SAV	EPA 7470
Fluoride	0.49	mg/L	01/18/2024	KCWELLS	EPA 300.0
Chloride	554	mg/L	01/18/2024	KCWELLS	EPA 300.0
Sulfate	2.84	mg/L	01/18/2024	KCWELLS	EPA 300.0
Total Dissolved Solids	976.2	mg/L	01/19/2024	KCWELLS	SM 2540C
Radium 226	3.54	pCi/L	01/31/2024	GEL	EPA 903.1 Mod
Radium 228	10.6	pCi/L	01/31/2024	GEL	EPA 904.0
Radium 226/228 Combined Calculation	14.14	pCi/L	02/12/2024	SJLEVY	EPA 903.1 Mod
pH	3.68	SU	01/16/2024	WJK/ML	

Comments:

Independent Laboratory Results: "GEL" - GEL Laboratories LLC - Lab ID # 10120; "Test America" - TestAmerica Laboratories, Inc. - Lab ID# 98001; "DavisBrown"- Davis & Brown Lab ID # 21117; "Shealy"- Shealy Environmental Services, Inc.- Lab ID# 32010 "ROGERSCALLCO"- Rogers & Callcot, Inc.- Lab ID # 23105001

Analysis Validated:  Validation date: 3/27/24
Linda Williams - Manager Analytical Services

Authorized Signature Only- Not Valid Unless Signed

SANTEE COOPER ANALYTICAL SERVICES
CERTIFICATE OF ANALYSIS
LAB CERTIFICATION #08552
Sample # AF87759 **Location:** GW Well CAP-6 **Date:** 01/16/2024 **Sample Collector:** WJK/ML


Loc. Code CAP-6 **Time:** 10:22

Analysis	Result	Units	Test Date	Analyst	Method
Aluminum	<0.1	mg/L	01/25/2024	SKJACOBS	EPA 6020B
Arsenic	<5.0	ug/L	01/24/2024	SKJACOBS	EPA 6020B
Arsenic Dissolved	<5.0	ug/L	01/24/2024	SKJACOBS	EPA 6020B
Barium	298	ug/L	01/24/2024	SKJACOBS	EPA 6020B
Beryllium	<0.5	ug/L	01/26/2024	SKJACOBS	EPA 6020B
Calcium	475	mg/L	01/24/2024	SKJACOBS	EPA 6020B
Cadmium	<0.5	ug/L	01/24/2024	SKJACOBS	EPA 6020B
Cobalt	<0.5	ug/L	01/24/2024	SKJACOBS	EPA 6020B
Chromium	<5.0	ug/L	01/24/2024	SKJACOBS	EPA 6020B
Iron	13500	ug/L	01/25/2024	SKJACOBS	EPA 6020B
Potassium	1.4	mg/L	01/24/2024	SKJACOBS	EPA 6020B
Magnesium	15.2	mg/L	01/24/2024	SKJACOBS	EPA 6020B
Sodium	72.1	mg/L	01/24/2024	SKJACOBS	EPA 6020B
Lead	<1.0	ug/L	01/24/2024	SKJACOBS	EPA 6020B
Antimony	5.8	ug/L	01/24/2024	SKJACOBS	EPA 6020B
Selenium	<10.0	ug/L	01/26/2024	SKJACOBS	EPA 6020B
Thallium	<1.0	ug/L	01/24/2024	SKJACOBS	EPA 6020B
Boron	4430	ug/L	01/22/2024	SKJACOBS	EPA 6010D
Lithium	7.7	ug/L	01/22/2024	SKJACOBS	EPA 6010D
Molybdenum	<5.0	ug/L	01/22/2024	SKJACOBS	EPA 6010D
Mercury	<0.2	ug/L	01/25/2024	EUROFINS SAV	EPA 7470
Fluoride	<0.10	mg/L	01/18/2024	KCWELLS	EPA 300.0
Chloride	555	mg/L	01/18/2024	KCWELLS	EPA 300.0
Sulfate	373	mg/L	01/18/2024	KCWELLS	EPA 300.0
Total Dissolved Solids	1920	mg/L	01/19/2024	KCWELLS	SM 2540C
Radium 226	1.50	pCi/L	01/31/2024	GEL	EPA 903.1 Mod
Radium 228	3.70	pCi/L	01/31/2024	GEL	EPA 904.0
Radium 226/228 Combined Calculation	5.20	pCi/L	02/12/2024	SJLEVY	EPA 903.1 Mod
pH	6.64	SU	01/16/2024	WJK/ML	

Comments:

Independent Laboratory Results: "GEL" - GEL Laboratories LLC - Lab ID # 10120; "Test America" - TestAmerica Laboratories, Inc. - Lab ID# 98001; "DavisBrown"- Davis & Brown Lab ID # 21117; "Shealy"- Shealy Environmental Services, Inc.- Lab ID# 32010 "ROGERSCALLCO"- Rogers & Callcot, Inc.- Lab ID # 23105001

Analysis Validated:



Linda Williams - Manager Analytical Services

Validation date: 3/27/24

Authorized Signature Only- Not Valid Unless Signed

SANTEE COOPER ANALYTICAL SERVICES

CERTIFICATE OF ANALYSIS

LAB CERTIFICATION #08552

Sample # AF87760 Location: GW Well CAP-7 Date: 01/16/2024 Sample Collector: WJK/ML

Loc. Code CAP-7 Time: 09:17

Analysis	Result	Units	Test Date	Analyst	Method
Aluminum	0.16	mg/L	01/25/2024	SKJACOBS	EPA 6020B
Arsenic	<5.0	ug/L	01/24/2024	SKJACOBS	EPA 6020B
Arsenic Dissolved	<5.0	ug/L	01/26/2024	SKJACOBS	EPA 6020B
Barium	28.8	ug/L	01/24/2024	SKJACOBS	EPA 6020B
Beryllium	<0.5	ug/L	01/26/2024	SKJACOBS	EPA 6020B
Calcium	606	mg/L	01/24/2024	SKJACOBS	EPA 6020B
Cadmium	<0.5	ug/L	01/24/2024	SKJACOBS	EPA 6020B
Cobalt	8.2	ug/L	01/24/2024	SKJACOBS	EPA 6020B
Chromium	<5.0	ug/L	01/24/2024	SKJACOBS	EPA 6020B
Iron	169000	ug/L	01/25/2024	SKJACOBS	EPA 6020B
Potassium	12.1	mg/L	01/24/2024	SKJACOBS	EPA 6020B
Magnesium	172	mg/L	01/24/2024	SKJACOBS	EPA 6020B
Sodium	110	mg/L	01/24/2024	SKJACOBS	EPA 6020B
Lead	<1.0	ug/L	01/24/2024	SKJACOBS	EPA 6020B
Antimony	5.8	ug/L	01/24/2024	SKJACOBS	EPA 6020B
Selenium	<10.0	ug/L	01/26/2024	SKJACOBS	EPA 6020B
Thallium	<1.0	ug/L	01/24/2024	SKJACOBS	EPA 6020B
Boron	19400	ug/L	01/22/2024	SKJACOBS	EPA 6010D
Lithium	<5.0	ug/L	01/22/2024	SKJACOBS	EPA 6010D
Molybdenum	<5.0	ug/L	01/22/2024	SKJACOBS	EPA 6010D
Mercury	<0.2	ug/L	01/25/2024	EUROFINS SAV	EPA 7470
Fluoride	<0.10	mg/L	01/18/2024	KCWELLS	EPA 300.0
Chloride	1250	mg/L	01/23/2024	KCWELLS	EPA 300.0
Sulfate	951	mg/L	01/18/2024	KCWELLS	EPA 300.0
Total Dissolved Solids	3366	mg/L	01/19/2024	KCWELLS	SM 2540C
Radium 226	1.10	pCi/L	01/31/2024	GEL	EPA 903.1 Mod
Radium 228	4.23	pCi/L	01/31/2024	GEL	EPA 904.0
Radium 226/228 Combined Calculation	5.33	pCi/L	02/12/2024	SJLEVY	EPA 903.1 Mod
pH	5.66	SU	01/16/2024	WJK/ML	

Comments:

Independent Laboratory Results: "GEL" - GEL Laboratories LLC - Lab ID # 10120; "Test America" - TestAmerica Laboratories, Inc. - Lab ID# 98001; "DavisBrown"- Davis & Brown Lab ID # 21117; "Shealy"- Shealy Environmental Services, Inc.- Lab ID# 32010 "ROGERSCALLCO"- Rogers & Callcot, Inc.- Lab ID # 23105001

Analysis Validated:  Validation date: 3/27/24
Linda Williams - Manager Analytical Services

Authorized Signature Only- Not Valid Unless Signed



One Riverwood Drive
P.O. Box 2946101
Moncks Corner, SC 29461-2901
(843) 761-8000

SANTEE COOPER ANALYTICAL SERVICES
CERTIFICATE OF ANALYSIS
LAB CERTIFICATION #08552

Sample # AF88958 Location: GW Well CAP-8 Date: 01/11/2024 Sample Collector: WJK/ML
Loc. Code CAP-8 Time: 14:36

Analysis	Result	Units	Test Date	Analyst	Method
Aluminum	<0.1	mg/L	01/23/2024	SKJACOBS	EPA 6020B
Arsenic	<5.0	ug/L	01/23/2024	SKJACOBS	EPA 6020B
Barium	56.3	ug/L	01/23/2024	SKJACOBS	EPA 6020B
Calcium	983	mg/L	01/23/2024	SKJACOBS	EPA 6020B
Cadmium	<0.5	ug/L	01/23/2024	SKJACOBS	EPA 6020B
Chromium	<5.0	ug/L	01/23/2024	SKJACOBS	EPA 6020B
Iron	11900	ug/L	01/24/2024	SKJACOBS	EPA 6020B
Lead	<1.0	ug/L	01/23/2024	SKJACOBS	EPA 6020B
Potassium	10.8	mg/L	01/23/2024	SKJACOBS	EPA 6020B
Magnesium	161	mg/L	01/23/2024	SKJACOBS	EPA 6020B
Sodium	199	mg/L	01/23/2024	SKJACOBS	EPA 6020B
Selenium	<10.0	ug/L	01/23/2024	SKJACOBS	EPA 6020B
Total Dissolved Solids	4508	mg/L	01/12/2024	SJBROWN	SM 2540C
Chloride	Resampled	mg/L	02/26/2024	KCWELLS	EPA 300.0
Sulfate	Resampled	mg/L	02/26/2024	KCWELLS	EPA 300.0
pH	6.57	SU	01/11/2024	WJK/ML	
Arsenic Dissolved	<5.0	ug/L	01/22/2024	SKJACOBS	EPA 6020B

Independent Laboratory Results: "GEL" - GEL Laboratories LLC - Lab ID # 10120; "Eurofins" - Eurofins. - Lab ID# 98001; "Pace"-Pace Analytical Laboratory- Lab ID# 99030

Qualifiers: U-Value below RL; H-Holding Time Exceeded; J-Value is Estimated; M-Matrix Interference

Analysis Validated: *Linda Williams* Validation Date: 3/27/24
Linda Williams - Manager, Analytical Services

SANTEE COOPER ANALYTICAL SERVICES
CERTIFICATE OF ANALYSIS
LAB CERTIFICATION #08552
Sample # AF87761 Location: GW Well CAP-9 Date: 01/11/2024 Sample Collector: WJK/ML
Loc. Code CAP-9 Time: 13:23

Analysis	Result	Units	Test Date	Analyst	Method
Aluminum	22.8	mg/L	01/23/2024	SKJACOBS	EPA 6020B
Arsenic	6.9	ug/L	01/23/2024	SKJACOBS	EPA 6020B
Arsenic Dissolved	5.7	ug/L	01/22/2024	SKJACOBS	EPA 6020B
Barium	36.1	ug/L	01/23/2024	SKJACOBS	EPA 6020B
Beryllium	16.5	ug/L	01/23/2024	SKJACOBS	EPA 6020B
Calcium	555	mg/L	01/23/2024	SKJACOBS	EPA 6020B
Cadmium	<0.5	ug/L	01/23/2024	SKJACOBS	EPA 6020B
Cobalt	40.9	ug/L	01/23/2024	SKJACOBS	EPA 6020B
Chromium	<5.0	ug/L	01/23/2024	SKJACOBS	EPA 6020B
Iron	95000	ug/L	01/24/2024	SKJACOBS	EPA 6020B
Potassium	6.8	mg/L	01/23/2024	SKJACOBS	EPA 6020B
Magnesium	58.8	mg/L	01/23/2024	SKJACOBS	EPA 6020B
Sodium	151	mg/L	01/23/2024	SKJACOBS	EPA 6020B
Lead	16.1	ug/L	01/23/2024	SKJACOBS	EPA 6020B
Antimony	5.1	ug/L	01/23/2024	SKJACOBS	EPA 6020B
Selenium	<10.0	ug/L	01/23/2024	SKJACOBS	EPA 6020B
Thallium	<1.0	ug/L	01/23/2024	SKJACOBS	EPA 6020B
Boron	8530	ug/L	01/17/2024	SKJACOBS	EPA 6010D
Lithium	91.6	ug/L	01/17/2024	SKJACOBS	EPA 6010D
Molybdenum	<5.0	ug/L	01/17/2024	SKJACOBS	EPA 6010D
Mercury	<0.2	ug/L	01/25/2024	EUROFINS SAV	EPA 7470
Fluoride	Resampled	mg/L	02/26/2024	KCWELLS	EPA 300.0
Chloride	Resampled	mg/L	02/26/2024	KCWELLS	EPA 300.0
Sulfate	Resampled	mg/L	02/26/2024	KCWELLS	EPA 300.0
Total Dissolved Solids	2806	mg/L	01/12/2024	SJBROWN	SM 2540C
Radium 226	0.306	pCi/L	01/31/2024	GEL	EPA 903.1 Mod
Radium 228	6.84	pCi/L	02/02/2024	GEL	EPA 904.0
Radium 226/228 Combined Calculation	7.146	pCi/L	02/12/2024	SJLEVY	EPA 903.1 Mod
pH	3.64	SU	01/11/2024	WJK/ML	

Comments:

Independent Laboratory Results: "GEL" - GEL Laboratories LLC - Lab ID # 10120; "Test America" - TestAmerica Laboratories, Inc. - Lab ID# 98001; "DavisBrown"- Davis & Brown Lab ID # 21117; "Shealy"- Shealy Environmental Services, Inc.- Lab ID# 32010 "ROGERSCALLCO"- Rogers & Callcot, Inc.- Lab ID # 23105001

 Analysis Validated:  Validation date: 3/27/24
 Linda Williams - Manager Analytical Services

Authorized Signature Only- Not Valid Unless Signed

SANTEE COOPER ANALYTICAL SERVICES
CERTIFICATE OF ANALYSIS
LAB CERTIFICATION #08552

Sample # AF87762 **Location:** GW Well CAP-9 **Date:** 01/11/2024 **Sample Collector:** WJK/ML
Loc. Code CAP-9 **DUP** **Time:** 13:28

Analysis	Result	Units	Test Date	Analyst	Method
Aluminum	23.4	mg/L	01/23/2024	SKJACOBS	EPA 6020B
Arsenic	6.9	ug/L	01/23/2024	SKJACOBS	EPA 6020B
Arsenic Dissolved	5.9	ug/L	01/22/2024	SKJACOBS	EPA 6020B
Barium	35.9	ug/L	01/23/2024	SKJACOBS	EPA 6020B
Beryllium	16.9	ug/L	01/23/2024	SKJACOBS	EPA 6020B
Calcium	555	mg/L	01/23/2024	SKJACOBS	EPA 6020B
Cadmium	<0.5	ug/L	01/23/2024	SKJACOBS	EPA 6020B
Cobalt	41.6	ug/L	01/23/2024	SKJACOBS	EPA 6020B
Chromium	<5.0	ug/L	01/23/2024	SKJACOBS	EPA 6020B
Iron	95300	ug/L	01/24/2024	SKJACOBS	EPA 6020B
Potassium	6.9	mg/L	01/23/2024	SKJACOBS	EPA 6020B
Magnesium	58.8	mg/L	01/23/2024	SKJACOBS	EPA 6020B
Sodium	150	mg/L	01/23/2024	SKJACOBS	EPA 6020B
Lead	16.2	ug/L	01/23/2024	SKJACOBS	EPA 6020B
Antimony	<5.0	ug/L	01/23/2024	SKJACOBS	EPA 6020B
Selenium	<10.0	ug/L	01/23/2024	SKJACOBS	EPA 6020B
Thallium	<1.0	ug/L	01/23/2024	SKJACOBS	EPA 6020B
Boron	8370	ug/L	01/17/2024	SKJACOBS	EPA 6010D
Lithium	90.0	ug/L	01/17/2024	SKJACOBS	EPA 6010D
Molybdenum	<5.0	ug/L	01/17/2024	SKJACOBS	EPA 6010D
Mercury	<0.2	ug/L	01/25/2024	EUROFINS SAV	EPA 7470
Fluoride	Resampled	mg/L	02/26/2024	KCWELLS	EPA 300.0
Chloride	Resampled	mg/L	02/26/2024	KCWELLS	EPA 300.0
Sulfate	Resampled	mg/L	02/26/2024	KCWELLS	EPA 300.0
Total Dissolved Solids	2885	mg/L	01/12/2024	SJBROWN	SM 2540C
Radium 226	0.634	pCi/L	01/31/2024	GEL	EPA 903.1 Mod
Radium 228	5.45	pCi/L	02/02/2024	GEL	EPA 904.0
Radium 226/228 Combined Calculation	6.084	pCi/L	02/12/2024	SJLEVY	EPA 903.1 Mod

Comments:
 Independent Laboratory Results: "GEL" - GEL Laboratories LLC - Lab ID # 10120; "Test America" - TestAmerica Laboratories, Inc. - Lab ID# 98001; "DavisBrown"- Davis & Brown Lab ID # 21117; "Shealy"- Shealy Environmental Services, Inc.- Lab ID# 32010 "ROGERSCALLCO"- Rogers & Callcot, Inc.- Lab ID # 23105001

Analysis Validated:  Validation date: 3/27/24
 Linda Williams - Manager Analytical Services

Authorized Signature Only- Not Valid Unless Signed

SANTEE COOPER ANALYTICAL SERVICES
CERTIFICATE OF ANALYSIS
LAB CERTIFICATION #08552
Sample # AF87763 Location: GW Well CAP-10 Date: 01/11/2024 Sample Collector: WJK/ML
Loc. Code CAP-10 Time: 12:02

Analysis	Result	Units	Test Date	Analyst	Method
Aluminum	<0.1	mg/L	01/23/2024	SKJACOBS	EPA 6020B
Arsenic	<5.0	ug/L	01/23/2024	SKJACOBS	EPA 6020B
Arsenic Dissolved	<5.0	ug/L	01/22/2024	SKJACOBS	EPA 6020B
Barium	98.4	ug/L	01/23/2024	SKJACOBS	EPA 6020B
Beryllium	<0.5	ug/L	01/23/2024	SKJACOBS	EPA 6020B
Calcium	132	mg/L	01/23/2024	SKJACOBS	EPA 6020B
Cadmium	<0.5	ug/L	01/23/2024	SKJACOBS	EPA 6020B
Cobalt	<0.5	ug/L	01/23/2024	SKJACOBS	EPA 6020B
Chromium	<5.0	ug/L	01/23/2024	SKJACOBS	EPA 6020B
Iron	1460	ug/L	01/23/2024	SKJACOBS	EPA 6020B
Potassium	1.0	mg/L	01/23/2024	SKJACOBS	EPA 6020B
Magnesium	2.7	mg/L	01/23/2024	SKJACOBS	EPA 6020B
Sodium	15.9	mg/L	01/23/2024	SKJACOBS	EPA 6020B
Lead	<1.0	ug/L	01/23/2024	SKJACOBS	EPA 6020B
Antimony	<5.0	ug/L	01/23/2024	SKJACOBS	EPA 6020B
Selenium	<10.0	ug/L	01/23/2024	SKJACOBS	EPA 6020B
Thallium	<1.0	ug/L	01/23/2024	SKJACOBS	EPA 6020B
Boron	548	ug/L	01/17/2024	SKJACOBS	EPA 6010D
Lithium	6.28	ug/L	01/17/2024	SKJACOBS	EPA 6010D
Molybdenum	<5.0	ug/L	01/17/2024	SKJACOBS	EPA 6010D
Mercury	<0.2	ug/L	01/25/2024	EUROFINS SAV	EPA 7470
Fluoride	Resampled	mg/L	02/26/2024	KCWELLS	EPA 300.0
Chloride	Resampled	mg/L	02/26/2024	KCWELLS	EPA 300.0
Sulfate	Resampled	mg/L	02/26/2024	KCWELLS	EPA 300.0
Total Dissolved Solids	846.2	mg/L	01/12/2024	SJBROWN	SM 2540C
Radium 226	0.804	pCi/L	01/31/2024	GEL	EPA 903.1 Mod
Radium 228	1.31	pCi/L	01/31/2024	GEL	EPA 904.0
Radium 226/228 Combined Calculation	2.114	pCi/L	02/12/2024	SJLEVY	EPA 903.1 Mod
pH	7.00	SU	01/11/2024	WJK/ML	

Comments:

Independent Laboratory Results: "GEL" - GEL Laboratories LLC - Lab ID # 10120; "Test America" - TestAmerica Laboratories, Inc. - Lab ID# 98001; "DavisBrown"- Davis & Brown Lab ID # 21117; "Shealy"- Shealy Environmental Services, Inc.- Lab ID# 32010 "ROGERSCALLCO"- Rogers & Callcot, Inc.- Lab ID # 23105001

 Analysis Validated:  Validation date: 3/27/24
 Linda Williams - Manager Analytical Services

Authorized Signature Only- Not Valid Unless Signed



One Riverwood Drive
P.O. Box 2946101
Moncks Corner, SC 29461-2901
(843) 761-8000

SANTEE COOPER ANALYTICAL SERVICES
CERTIFICATE OF ANALYSIS
LAB CERTIFICATION #08552

Sample # AF87769 Location: GW Well CCMAP-1 Date: 01/25/2024 Sample Collector: WJK/ML
Loc. Code CCMAP-1 Time: 12:20

Analysis	Result	Units	Test Date	Analyst	Method
Arsenic	<5.0	ug/L	02/08/2024	SKJACOBS	EPA 6020B
Barium	70.3	ug/L	02/08/2024	SKJACOBS	EPA 6020B
Beryllium	<0.5	ug/L	02/08/2024	SKJACOBS	EPA 6020B
Calcium	56.3	mg/L	02/08/2024	SKJACOBS	EPA 6020B
Cadmium	<0.5	ug/L	02/08/2024	SKJACOBS	EPA 6020B
Cobalt	<0.5	ug/L	02/08/2024	SKJACOBS	EPA 6020B
Chromium	<5.0	ug/L	02/08/2024	SKJACOBS	EPA 6020B
Lead	<1.0	ug/L	02/08/2024	SKJACOBS	EPA 6020B
Antimony	<5.0	ug/L	02/08/2024	SKJACOBS	EPA 6020B
Selenium	<10.0	ug/L	02/08/2024	SKJACOBS	EPA 6020B
Thallium	<1.0	ug/L	02/08/2024	SKJACOBS	EPA 6020B
Boron	13.8	ug/L	01/31/2024	SKJACOBS	EPA 6010D
Lithium	<5.0	ug/L	01/31/2024	SKJACOBS	EPA 6010D
Molybdenum	<5.0	ug/L	01/31/2024	SKJACOBS	EPA 6010D
Mercury	<0.2	ug/L	02/06/2024	EUROFINS SAV	EPA 7470
Fluoride	<0.10	mg/L	01/31/2024	KCWELLS	EPA 300.0
Chloride	5.25	mg/L	01/31/2024	KCWELLS	EPA 300.0
Sulfate	<2.0	mg/L	01/31/2024	KCWELLS	EPA 300.0
Total Dissolved Solids	173.8	mg/L	01/31/2024	KCWELLS	SM 2540C
pH	7.17	SU	01/25/2024	WJK/ML	
Radium 226	0.601	pCi/L	02/21/2024	GEL	EPA 903.1 Mod
Radium 228	0.635	pCi/L	02/23/2024	GEL	EPA 904.0
Radium 226/228 Combined Calculation	1.236	pCi/L	03/05/2024	SJLEVY	EPA 903.1 Mod

Independent Laboratory Results: "GEL" - GEL Laboratories LLC - Lab ID # 10120; "Test America" - TestAmerica Laboratories, Inc. - Lab ID# 98001; "DavisBrown"- Davis & Brown Lab ID # 21117; "Shealy"- Shealy Environmental Services, Inc.- Lab ID# 32010

Sample Validated: 
Linda Williams - Manager, Analytical Services

Final Validation Date: 3/27/24

SANTEE COOPER ANALYTICAL SERVICES
CERTIFICATE OF ANALYSIS
LAB CERTIFICATION #08552

Sample # AF87770 **Location:** GW Well CCMAP-2 **Date:** 01/18/2024 **Sample Collector:** WJK/ML
Loc. Code CCMAP-2 **Time:** 09:28

Analysis	Result	Units	Test Date	Analyst	Method
Arsenic	<5.0	ug/L	01/30/2024	SKJACOBS	EPA 6020B
Barium	14.9	ug/L	01/30/2024	SKJACOBS	EPA 6020B
Beryllium	<0.5	ug/L	01/30/2024	SKJACOBS	EPA 6020B
Calcium	2.4	mg/L	01/30/2024	SKJACOBS	EPA 6020B
Cadmium	<0.5	ug/L	01/30/2024	SKJACOBS	EPA 6020B
Cobalt	0.72	ug/L	01/30/2024	SKJACOBS	EPA 6020B
Chromium	<5.0	ug/L	01/30/2024	SKJACOBS	EPA 6020B
Lead	<1.0	ug/L	01/30/2024	SKJACOBS	EPA 6020B
Antimony	<5.0	ug/L	01/30/2024	SKJACOBS	EPA 6020B
Selenium	<10.0	ug/L	01/30/2024	SKJACOBS	EPA 6020B
Thallium	<1.0	ug/L	01/30/2024	SKJACOBS	EPA 6020B
Boron	16.4	ug/L	01/23/2024	SKJACOBS	EPA 6010D
Lithium	<5.0	ug/L	01/23/2024	SKJACOBS	EPA 6010D
Molybdenum	<5.0	ug/L	01/23/2024	SKJACOBS	EPA 6010D
Mercury	<0.2	ug/L	01/25/2024	EUROFINS SAV	EPA 7470
Fluoride	<0.10	mg/L	01/23/2024	KCWELLS	EPA 300.0
Chloride	7.59	mg/L	01/23/2024	KCWELLS	EPA 300.0
Sulfate	<2.0	mg/L	01/23/2024	KCWELLS	EPA 300.0
Total Dissolved Solids	53.75	mg/L	01/23/2024	KCWELLS	SM 2540C
pH	5.18	SU	01/18/2024	WJK/ML	
Radium 226	0.619	pCi/L	02/15/2024	GEL	EPA 903.1 Mod
Radium 228	0.337	pCi/L	02/22/2024	GEL	EPA 904.0
Radium 226/228 Combined Calculation	0.956	pCi/L	03/05/2024	SJLEVY	EPA 903.1 Mod

Independent Laboratory Results: "GEL" - GEL Laboratories LLC - Lab ID # 10120; "Test America" - TestAmerica Laboratories, Inc. - Lab ID# 98001;
 "DavisBrown"- Davis & Brown Lab ID # 21117; "Shealy"- Shealy Environmental Services, Inc.- Lab ID# 32010

Sample Validated: 
 Linda Williams - Manager, Analytical Services

Final Validation Date: 3/27/24

SANTEE COOPER ANALYTICAL SERVICES
CERTIFICATE OF ANALYSIS
LAB CERTIFICATION #08552

Sample # AF87771 **Location:** GW Well CCMAP-3 **Date:** 01/18/2024 **Sample Collector:** WJK/ML
Loc. Code CCMAP-3 **Time:** 12:45

Analysis	Result	Units	Test Date	Analyst	Method
Arsenic	<5.0	ug/L	01/30/2024	SKJACOBS	EPA 6020B
Barium	57.9	ug/L	01/30/2024	SKJACOBS	EPA 6020B
Beryllium	<0.5	ug/L	01/30/2024	SKJACOBS	EPA 6020B
Calcium	1010	mg/L	01/30/2024	SKJACOBS	EPA 6020B
Cadmium	<0.5	ug/L	01/30/2024	SKJACOBS	EPA 6020B
Cobalt	1.8	ug/L	01/30/2024	SKJACOBS	EPA 6020B
Chromium	<5.0	ug/L	01/30/2024	SKJACOBS	EPA 6020B
Lead	<1.0	ug/L	01/30/2024	SKJACOBS	EPA 6020B
Antimony	<5.0	ug/L	01/30/2024	SKJACOBS	EPA 6020B
Selenium	<10.0	ug/L	01/30/2024	SKJACOBS	EPA 6020B
Thallium	<1.0	ug/L	01/30/2024	SKJACOBS	EPA 6020B
Boron	21400	ug/L	01/23/2024	SKJACOBS	EPA 6010D
Lithium	47.3	ug/L	01/23/2024	SKJACOBS	EPA 6010D
Molybdenum	<5.0	ug/L	01/23/2024	SKJACOBS	EPA 6010D
Mercury	<0.2	ug/L	01/25/2024	EUROFINS SAV	EPA 7470
Fluoride	<0.10	mg/L	01/23/2024	KCWELLS	EPA 300.0
Chloride	1300	mg/L	01/23/2024	KCWELLS	EPA 300.0
Sulfate	1480	mg/L	01/23/2024	KCWELLS	EPA 300.0
Total Dissolved Solids	4880	mg/L	01/23/2024	KCWELLS	SM 2540C
pH	6.56	SU	01/18/2024	WJK/ML	
Radium 226	1.13	pCi/L	02/15/2024	GEL	EPA 903.1 Mod
Radium 228	1.19	pCi/L	02/22/2024	GEL	EPA 904.0
Radium 226/228 Combined Calculation	2.32	pCi/L	03/05/2024	SJLEVY	EPA 903.1 Mod

Independent Laboratory Results: "GEL" - GEL Laboratories LLC - Lab ID # 10120; "Test America" - TestAmerica Laboratories, Inc. - Lab ID# 98001; "DavisBrown"- Davis & Brown Lab ID # 21117; "Shealy"- Shealy Environmental Services, Inc.- Lab ID# 32010

Sample Validated: 
Linda Williams - Manager, Analytical Services

Final Validation Date: 3/27/24

SANTEE COOPER ANALYTICAL SERVICES
CERTIFICATE OF ANALYSIS
LAB CERTIFICATION #08552

Sample # AF87772 **Location:** GW Well CCMAP-4 **Date:** 01/17/2024 **Sample Collector:** WJK/ML
Loc. Code CCMAP-4 **Time:** 12:26

Analysis	Result	Units	Test Date	Analyst	Method
Arsenic	<5.0	ug/L	01/30/2024	SKJACOBS	EPA 6020B
Barium	199	ug/L	02/06/2024	SKJACOBS	EPA 6020B
Beryllium	<0.5	ug/L	02/06/2024	SKJACOBS	EPA 6020B
Calcium	77.8	mg/L	02/06/2024	SKJACOBS	EPA 6020B
Cadmium	<0.5	ug/L	01/30/2024	SKJACOBS	EPA 6020B
Cobalt	6.9	ug/L	01/30/2024	SKJACOBS	EPA 6020B
Chromium	<5.0	ug/L	01/30/2024	SKJACOBS	EPA 6020B
Lead	<1.0	ug/L	01/30/2024	SKJACOBS	EPA 6020B
Antimony	<5.0	ug/L	01/30/2024	SKJACOBS	EPA 6020B
Selenium	<10.0	ug/L	01/30/2024	SKJACOBS	EPA 6020B
Thallium	<1.0	ug/L	01/30/2024	SKJACOBS	EPA 6020B
Boron	20.7	ug/L	01/23/2024	SKJACOBS	EPA 6010D
Lithium	<5.0	ug/L	01/23/2024	SKJACOBS	EPA 6010D
Molybdenum	<5.0	ug/L	01/23/2024	SKJACOBS	EPA 6010D
Mercury	<0.2	ug/L	01/25/2024	EUROFINS SAV	EPA 7470
Fluoride	0.12	mg/L	01/18/2024	KCWELLS	EPA 300.0
Chloride	43.3	mg/L	01/18/2024	KCWELLS	EPA 300.0
Sulfate	3.44	mg/L	01/18/2024	KCWELLS	EPA 300.0
Total Dissolved Solids	283.8	mg/L	01/19/2024	KCWELLS	SM 2540C
pH	6.38	SU	01/17/2024	WJK/ML	
Radium 226	0.688	pCi/L	01/31/2024	GEL	EPA 903.1 Mod
Radium 228	1.68	pCi/L	01/31/2024	GEL	EPA 904.0
Radium 226/228 Combined Calculation	2.368	pCi/L	02/12/2024	SJLEVY	EPA 903.1 Mod

Independent Laboratory Results: "GEL" - GEL Laboratories LLC - Lab ID # 10120; "Test America" - TestAmerica Laboratories, Inc. - Lab ID# 98001;
 "DavisBrown" - Davis & Brown Lab ID # 21117; "Shealy" - Shealy Environmental Services, Inc. - Lab ID# 32010

Sample Validated: 
 Linda Williams - Manager, Analytical Services

Final Validation Date: 3/27/24

SANTEE COOPER ANALYTICAL SERVICES
CERTIFICATE OF ANALYSIS
LAB CERTIFICATION #08552

Sample # AF87773 **Location:** GW Well CCMAP-4 **Date:** 01/17/2024 **Sample Collector:** WJK/ML
Loc. Code CCMAP-4 **DUP** **Time:** 12:31

Analysis	Result	Units	Test Date	Analyst	Method
Arsenic	<5.0	ug/L	01/30/2024	SKJACOBS	EPA 6020B
Barium	201	ug/L	02/06/2024	SKJACOBS	EPA 6020B
Beryllium	<0.5	ug/L	02/06/2024	SKJACOBS	EPA 6020B
Calcium	78.5	mg/L	02/06/2024	SKJACOBS	EPA 6020B
Cadmium	<0.5	ug/L	01/30/2024	SKJACOBS	EPA 6020B
Cobalt	6.9	ug/L	01/30/2024	SKJACOBS	EPA 6020B
Chromium	<5.0	ug/L	01/30/2024	SKJACOBS	EPA 6020B
Lead	<1.0	ug/L	01/30/2024	SKJACOBS	EPA 6020B
Antimony	<5.0	ug/L	01/30/2024	SKJACOBS	EPA 6020B
Selenium	<10.0	ug/L	01/30/2024	SKJACOBS	EPA 6020B
Thallium	<1.0	ug/L	01/30/2024	SKJACOBS	EPA 6020B
Boron	19.2	ug/L	01/23/2024	SKJACOBS	EPA 6010D
Lithium	<5.0	ug/L	01/23/2024	SKJACOBS	EPA 6010D
Molybdenum	<5.0	ug/L	01/23/2024	SKJACOBS	EPA 6010D
Mercury	<0.2	ug/L	01/25/2024	EUROFINS SAV	EPA 7470
Fluoride	0.12	mg/L	01/18/2024	KCWELLS	EPA 300.0
Chloride	43.4	mg/L	01/18/2024	KCWELLS	EPA 300.0
Sulfate	3.48	mg/L	01/18/2024	KCWELLS	EPA 300.0
Total Dissolved Solids	287.5	mg/L	01/19/2024	KCWELLS	SM 2540C
Radium 226	0.680	pCi/L	01/31/2024	GEL	EPA 903.1 Mod
Radium 228	1.08	pCi/L	01/31/2024	GEL	EPA 904.0
Radium 226/228 Combined Calculation	1.76	pCi/L	02/12/2024	SJLEVY	EPA 903.1 Mod

Independent Laboratory Results: "GEL" - GEL Laboratories LLC - Lab ID # 10120; "Test America" - TestAmerica Laboratories, Inc. - Lab ID# 98001;
 "DavisBrown"- Davis & Brown Lab ID # 21117; "Shealy"- Shealy Environmental Services, Inc.- Lab ID# 32010

Sample Validated: 
 Linda Williams - Manager, Analytical Services

Final Validation Date: 3/27/24

SANTEE COOPER ANALYTICAL SERVICES
CERTIFICATE OF ANALYSIS
LAB CERTIFICATION #08552

Sample # AF87774 **Location:** GW Well CCMAP-5 **Date:** 01/17/2024 **Sample Collector:** WJK/ML
Loc. Code CCMAP-5 **Time:** 14:04

Analysis	Result	Units	Test Date	Analyst	Method
Arsenic	<5.0	ug/L	01/30/2024	SKJACOBS	EPA 6020B
Barium	210	ug/L	02/06/2024	SKJACOBS	EPA 6020B
Beryllium	<0.5	ug/L	02/06/2024	SKJACOBS	EPA 6020B
Calcium	121	mg/L	02/06/2024	SKJACOBS	EPA 6020B
Cadmium	<0.5	ug/L	01/30/2024	SKJACOBS	EPA 6020B
Cobalt	2.1	ug/L	01/30/2024	SKJACOBS	EPA 6020B
Chromium	<5.0	ug/L	01/30/2024	SKJACOBS	EPA 6020B
Lead	<1.0	ug/L	01/30/2024	SKJACOBS	EPA 6020B
Antimony	<5.0	ug/L	01/30/2024	SKJACOBS	EPA 6020B
Selenium	<10.0	ug/L	01/30/2024	SKJACOBS	EPA 6020B
Thallium	<1.0	ug/L	01/30/2024	SKJACOBS	EPA 6020B
Boron	11.9	ug/L	01/23/2024	SKJACOBS	EPA 6010D
Lithium	5.55	ug/L	01/23/2024	SKJACOBS	EPA 6010D
Molybdenum	<5.0	ug/L	01/23/2024	SKJACOBS	EPA 6010D
Mercury	<0.2	ug/L	01/25/2024	EUROFINS SAV	EPA 7470
Fluoride	0.16	mg/L	01/18/2024	KCWELLS	EPA 300.0
Chloride	16.1	mg/L	01/18/2024	KCWELLS	EPA 300.0
Sulfate	6.15	mg/L	01/18/2024	KCWELLS	EPA 300.0
Total Dissolved Solids	353.8	mg/L	01/19/2024	KCWELLS	SM 2540C
pH	6.83	SU	01/17/2024	WJK/ML	
Radium 226	0.998	pCi/L	01/31/2024	GEL	EPA 903.1 Mod
Radium 228	2.05	pCi/L	01/31/2024	GEL	EPA 904.0
Radium 226/228 Combined Calculation	3.048	pCi/L	02/12/2024	SJLEVY	EPA 903.1 Mod

Independent Laboratory Results: "GEL" - GEL Laboratories LLC - Lab ID # 10120; "Test America" - TestAmerica Laboratories, Inc. - Lab ID# 98001;
 "DavisBrown"- Davis & Brown Lab ID # 21117; "Shealy"- Shealy Environmental Services, Inc.- Lab ID# 32010

Sample Validated: 
 Linda Williams - Manager, Analytical Services

Final Validation Date: 3/27/24

SANTEE COOPER ANALYTICAL SERVICES
CERTIFICATE OF ANALYSIS
LAB CERTIFICATION #08552

Sample # AF87775 **Location:** GW Well CCMAP-6 **Date:** 01/17/2024 **Sample Collector:** WJK/ML
Loc. Code CCMAP-6 **Time:** 15:20

Analysis	Result	Units	Test Date	Analyst	Method
Arsenic	<5.0	ug/L	01/30/2024	SKJACOBS	EPA 6020B
Barium	43.2	ug/L	01/30/2024	SKJACOBS	EPA 6020B
Beryllium	4.2	ug/L	02/07/2024	SKJACOBS	EPA 6020B
Calcium	17.4	mg/L	01/30/2024	SKJACOBS	EPA 6020B
Cadmium	<0.5	ug/L	01/30/2024	SKJACOBS	EPA 6020B
Cobalt	31.8	ug/L	01/30/2024	SKJACOBS	EPA 6020B
Chromium	<5.0	ug/L	01/30/2024	SKJACOBS	EPA 6020B
Lead	3.6	ug/L	01/30/2024	SKJACOBS	EPA 6020B
Antimony	<5.0	ug/L	01/30/2024	SKJACOBS	EPA 6020B
Selenium	<10.0	ug/L	01/30/2024	SKJACOBS	EPA 6020B
Thallium	<1.0	ug/L	01/30/2024	SKJACOBS	EPA 6020B
Boron	14.6	ug/L	01/23/2024	SKJACOBS	EPA 6010D
Lithium	<5.0	ug/L	01/23/2024	SKJACOBS	EPA 6010D
Molybdenum	<5.0	ug/L	01/23/2024	SKJACOBS	EPA 6010D
Mercury	<0.2	ug/L	01/25/2024	EUROFINS SAV	EPA 7470
Fluoride	0.27	mg/L	01/18/2024	KCWELLS	EPA 300.0
Chloride	<2.0	mg/L	01/18/2024	KCWELLS	EPA 300.0
Sulfate	62.1	mg/L	01/18/2024	KCWELLS	EPA 300.0
Total Dissolved Solids	106.2	mg/L	01/19/2024	KCWELLS	SM 2540C
pH	4.37	SU	01/17/2024	WJK/ML	
Radium 226	1.14	pCi/L	01/31/2024	GEL	EPA 903.1 Mod
Radium 228	3.56	pCi/L	01/31/2024	GEL	EPA 904.0
Radium 226/228 Combined Calculation	4.70	pCi/L	02/12/2024	SJLEVY	EPA 903.1 Mod

Independent Laboratory Results: "GEL" - GEL Laboratories LLC - Lab ID # 10120; "Test America" - TestAmerica Laboratories, Inc. - Lab ID# 98001;
 "DavisBrown"- Davis & Brown Lab ID # 21117; "Shealy"- Shealy Environmental Services, Inc.- Lab ID# 32010

Sample Validated: 
 Linda Williams - Manager, Analytical Services

Final Validation Date: 3/29/24

SANTEE COOPER ANALYTICAL SERVICES
CERTIFICATE OF ANALYSIS
LAB CERTIFICATION #08552

Sample # AF87776 **Location:** GW Well CCMAP-7 **Date:** 01/18/2024 **Sample Collector:** WJK/ML
Loc. Code CCMAP-7 **Time:** 13:51

Analysis	Result	Units	Test Date	Analyst	Method
Arsenic	<5.0	ug/L	01/30/2024	SKJACOBS	EPA 6020B
Barium	40.3	ug/L	01/30/2024	SKJACOBS	EPA 6020B
Beryllium	<0.5	ug/L	02/07/2024	SKJACOBS	EPA 6020B
Calcium	13.5	mg/L	01/30/2024	SKJACOBS	EPA 6020B
Cadmium	<0.5	ug/L	01/30/2024	SKJACOBS	EPA 6020B
Cobalt	7.1	ug/L	01/30/2024	SKJACOBS	EPA 6020B
Chromium	<5.0	ug/L	01/30/2024	SKJACOBS	EPA 6020B
Lead	<1.0	ug/L	01/30/2024	SKJACOBS	EPA 6020B
Antimony	<5.0	ug/L	01/30/2024	SKJACOBS	EPA 6020B
Selenium	<10.0	ug/L	01/30/2024	SKJACOBS	EPA 6020B
Thallium	<1.0	ug/L	01/30/2024	SKJACOBS	EPA 6020B
Boron	10.7	ug/L	01/23/2024	SKJACOBS	EPA 6010D
Lithium	<5.0	ug/L	01/23/2024	SKJACOBS	EPA 6010D
Molybdenum	<5.0	ug/L	01/23/2024	SKJACOBS	EPA 6010D
Mercury	<0.2	ug/L	01/25/2024	EUROFINS SAV	EPA 7470
Fluoride	<0.10	mg/L	01/23/2024	KCWELLS	EPA 300.0
Chloride	8.71	mg/L	01/23/2024	KCWELLS	EPA 300.0
Sulfate	<2.0	mg/L	01/23/2024	KCWELLS	EPA 300.0
Total Dissolved Solids	197.5	mg/L	01/24/2024	KCWELLS	SM 2540C
pH	5.56	SU	01/18/2024	WJK/ML	
Radium 226	0.258	pCi/L	02/15/2024	GEL	EPA 903.1 Mod
Radium 228	0.408	pCi/L	02/22/2024	GEL	EPA 904.0
Radium 226/228 Combined Calculation	0.666	pCi/L	03/05/2024	SJLEVY	EPA 903.1 Mod

Independent Laboratory Results: "GEL" - GEL Laboratories LLC - Lab ID # 10120; "Test America" - TestAmerica Laboratories, Inc. - Lab ID# 98001; "DavisBrown" - Davis & Brown Lab ID # 21117; "Shealy" - Shealy Environmental Services, Inc.- Lab ID# 32010

Sample Validated: 
Linda Williams - Manager, Analytical Services

Final Validation Date: 3/27/24

SANTEE COOPER ANALYTICAL SERVICES
CERTIFICATE OF ANALYSIS
LAB CERTIFICATION #08552

Sample # AF87777 **Location:** GW Well CCMAP-8 **Date:** 01/25/2024 **Sample Collector:** WJK/ML
Loc. Code CCMAP-8 **Time:** 11:31

Analysis	Result	Units	Test Date	Analyst	Method
Arsenic	<5.0	ug/L	02/08/2024	SKJACOBS	EPA 6020B
Barium	23.5	ug/L	02/08/2024	SKJACOBS	EPA 6020B
Beryllium	<0.5	ug/L	02/08/2024	SKJACOBS	EPA 6020B
Calcium	1.2	mg/L	02/08/2024	SKJACOBS	EPA 6020B
Cadmium	<0.5	ug/L	02/08/2024	SKJACOBS	EPA 6020B
Cobalt	14.2	ug/L	02/08/2024	SKJACOBS	EPA 6020B
Chromium	<5.0	ug/L	02/08/2024	SKJACOBS	EPA 6020B
Lead	<1.0	ug/L	02/08/2024	SKJACOBS	EPA 6020B
Antimony	5.1	ug/L	02/08/2024	SKJACOBS	EPA 6020B
Selenium	<10.0	ug/L	02/08/2024	SKJACOBS	EPA 6020B
Thallium	<1.0	ug/L	02/08/2024	SKJACOBS	EPA 6020B
Boron	12.8	ug/L	01/31/2024	SKJACOBS	EPA 6010D
Lithium	6.24	ug/L	01/31/2024	SKJACOBS	EPA 6010D
Molybdenum	<5.0	ug/L	01/31/2024	SKJACOBS	EPA 6010D
Mercury	<0.2	ug/L	02/06/2024	EUROFINS SAV	EPA 7470
Fluoride	<0.10	mg/L	01/31/2024	KCWELLS	EPA 300.0
Chloride	5.47	mg/L	01/31/2024	KCWELLS	EPA 300.0
Sulfate	<2.0	mg/L	01/31/2024	KCWELLS	EPA 300.0
Total Dissolved Solids	38.75	mg/L	02/05/2024	KCWELLS	SM 2540C
pH	4.74	SU	01/25/2024	WJK/ML	
Radium 226	-0.0272	pCi/L	02/21/2024	GEL	EPA 903.1 Mod
Radium 228	0.948	pCi/L	02/23/2024	GEL	EPA 904.0
Radium 226/228 Combined Calculation	0.948	pCi/L	03/05/2024	SJLEVY	EPA 903.1 Mod

Independent Laboratory Results: "GEL" - GEL Laboratories LLC - Lab ID # 10120; "Test America" - TestAmerica Laboratories, Inc. - Lab ID# 98001;
 "DavisBrown"- Davis & Brown Lab ID # 21117; "Shealy"- Shealy Environmental Services, Inc.- Lab ID# 32010

Sample Validated: 
 Linda Williams - Manager, Analytical Services

Final Validation Date: 3/27/24

SANTEE COOPER ANALYTICAL SERVICES
CERTIFICATE OF ANALYSIS
LAB CERTIFICATION #08552

Sample # AF87778 **Location:** GW Well CCMAP-9 **Date:** 01/25/2024 **Sample Collector:** WJK/ML
Loc. Code CCMAP-9 **Time:** 10:46

Analysis	Result	Units	Test Date	Analyst	Method
Arsenic	<5.0	ug/L	02/08/2024	SKJACOBS	EPA 6020B
Barium	75.3	ug/L	02/08/2024	SKJACOBS	EPA 6020B
Beryllium	<0.5	ug/L	02/08/2024	SKJACOBS	EPA 6020B
Calcium	1.4	mg/L	02/08/2024	SKJACOBS	EPA 6020B
Cadmium	<0.5	ug/L	02/08/2024	SKJACOBS	EPA 6020B
Cobalt	3.7	ug/L	02/08/2024	SKJACOBS	EPA 6020B
Chromium	<5.0	ug/L	02/08/2024	SKJACOBS	EPA 6020B
Lead	1.4	ug/L	02/08/2024	SKJACOBS	EPA 6020B
Antimony	5.1	ug/L	02/08/2024	SKJACOBS	EPA 6020B
Selenium	<10.0	ug/L	02/08/2024	SKJACOBS	EPA 6020B
Thallium	<1.0	ug/L	02/08/2024	SKJACOBS	EPA 6020B
Boron	19.5	ug/L	01/31/2024	SKJACOBS	EPA 6010D
Lithium	<5.0	ug/L	01/31/2024	SKJACOBS	EPA 6010D
Molybdenum	<5.0	ug/L	01/31/2024	SKJACOBS	EPA 6010D
Mercury	<0.2	ug/L	02/06/2024	EUROFINS SAV	EPA 7470
Fluoride	<0.10	mg/L	01/31/2024	KCWELLS	EPA 300.0
Chloride	12.5	mg/L	01/31/2024	KCWELLS	EPA 300.0
Sulfate	<2.0	mg/L	01/31/2024	KCWELLS	EPA 300.0
Total Dissolved Solids	31.25	mg/L	02/05/2024	KCWELLS	SM 2540C
pH	4.45	SU	01/25/2024	WJK/ML	
Radium 226	0.515	pCi/L	02/21/2024	GEL	EPA 903.1 Mod
Radium 228	1.60	pCi/L	02/23/2024	GEL	EPA 904.0
Radium 226/228 Combined Calculation	2.115	pCi/L	03/05/2024	SJLEVY	EPA 903.1 Mod

Independent Laboratory Results: "GEL" - GEL Laboratories LLC - Lab ID # 10120; "Test America" - TestAmerica Laboratories, Inc. - Lab ID# 98001;
 "DavisBrown"- Davis & Brown Lab ID # 21117; "Shealy"- Shealy Environmental Services, Inc.- Lab ID# 32010

Sample Validated: 
 Linda Williams - Manager, Analytical Services

Final Validation Date: 3/27/24

SANTEE COOPER ANALYTICAL SERVICES
CERTIFICATE OF ANALYSIS
LAB CERTIFICATION #08552

Sample # AF87779 **Location:** GW Well CCMAP-10 **Date:** 01/25/2024 **Sample Collector:** WJK/ML
Loc. Code CCMAP-10 **Time:** 14:34

Analysis	Result	Units	Test Date	Analyst	Method
Arsenic	<5.0	ug/L	02/08/2024	SKJACOBS	EPA 6020B
Barium	29.9	ug/L	02/08/2024	SKJACOBS	EPA 6020B
Beryllium	<0.5	ug/L	02/08/2024	SKJACOBS	EPA 6020B
Calcium	2.1	mg/L	02/08/2024	SKJACOBS	EPA 6020B
Cadmium	<0.5	ug/L	02/08/2024	SKJACOBS	EPA 6020B
Cobalt	8.3	ug/L	02/08/2024	SKJACOBS	EPA 6020B
Chromium	<5.0	ug/L	02/08/2024	SKJACOBS	EPA 6020B
Lead	<1.0	ug/L	02/08/2024	SKJACOBS	EPA 6020B
Antimony	<5.0	ug/L	02/08/2024	SKJACOBS	EPA 6020B
Selenium	<10.0	ug/L	02/08/2024	SKJACOBS	EPA 6020B
Thallium	<1.0	ug/L	02/08/2024	SKJACOBS	EPA 6020B
Boron	17.3	ug/L	01/31/2024	SKJACOBS	EPA 6010D
Lithium	<5.0	ug/L	01/31/2024	SKJACOBS	EPA 6010D
Molybdenum	<5.0	ug/L	01/31/2024	SKJACOBS	EPA 6010D
Mercury	<0.2	ug/L	02/06/2024	EUROFIN SAV	EPA 7470
Fluoride	<0.10	mg/L	01/31/2024	KCWELLS	EPA 300.0
Chloride	5.16	mg/L	01/31/2024	KCWELLS	EPA 300.0
Sulfate	<2.0	mg/L	01/31/2024	KCWELLS	EPA 300.0
Total Dissolved Solids	36.25	mg/L	02/05/2024	KCWELLS	SM 2540C
pH	5.12	SU	01/25/2024	WJK/ML	
Radium 226	1.49	pCi/L	02/21/2024	GEL	EPA 903.1 Mod
Radium 228	-0.283	pCi/L	02/23/2024	GEL	EPA 904.0
Radium 226/228 Combined Calculation	1.49	pCi/L	03/05/2024	SJLEVY	EPA 903.1 Mod

Independent Laboratory Results: "GEL" - GEL Laboratories LLC - Lab ID # 10120; "Test America" - TestAmerica Laboratories, Inc. - Lab ID# 98001;
 "DavisBrown"- Davis & Brown Lab ID # 21117; "Shealy"- Shealy Environmental Services, Inc.- Lab ID# 32010

Sample Validated:  Final Validation Date: 3/27/24
 Linda Williams - Manager, Analytical Services

SANTEE COOPER ANALYTICAL SERVICES
CERTIFICATE OF ANALYSIS
LAB CERTIFICATION #08552

Sample # AF87780 **Location:** GW Well CCMAP-11 **Date:** 01/25/2024 **Sample Collector:** WJK/ML
Loc. Code CCMAP-11 **Time:** 13:46

Analysis	Result	Units	Test Date	Analyst	Method
Arsenic	<5.0	ug/L	02/08/2024	SKJACOBS	EPA 6020B
Barium	43.7	ug/L	02/08/2024	SKJACOBS	EPA 6020B
Beryllium	<0.5	ug/L	02/08/2024	SKJACOBS	EPA 6020B
Calcium	37.5	mg/L	02/08/2024	SKJACOBS	EPA 6020B
Cadmium	<0.5	ug/L	02/08/2024	SKJACOBS	EPA 6020B
Cobalt	1.5	ug/L	02/08/2024	SKJACOBS	EPA 6020B
Chromium	<5.0	ug/L	02/08/2024	SKJACOBS	EPA 6020B
Lead	<1.0	ug/L	02/08/2024	SKJACOBS	EPA 6020B
Antimony	<5.0	ug/L	02/08/2024	SKJACOBS	EPA 6020B
Selenium	<10.0	ug/L	02/08/2024	SKJACOBS	EPA 6020B
Thallium	<1.0	ug/L	02/08/2024	SKJACOBS	EPA 6020B
Boron	11.1	ug/L	01/31/2024	SKJACOBS	EPA 6010D
Lithium	<5.0	ug/L	01/31/2024	SKJACOBS	EPA 6010D
Molybdenum	<5.0	ug/L	01/31/2024	SKJACOBS	EPA 6010D
Mercury	<0.2	ug/L	02/06/2024	EUROFINS SAV	EPA 7470
Fluoride	<0.10	mg/L	01/31/2024	KCWELLS	EPA 300.0
Chloride	5.87	mg/L	01/31/2024	KCWELLS	EPA 300.0
Sulfate	<2.0	mg/L	01/31/2024	KCWELLS	EPA 300.0
Total Dissolved Solids	111.2	mg/L	02/05/2024	KCWELLS	SM 2540C
pH	6.31	SU	01/25/2024	WJK/ML	
Radium 226	0.575	pCi/L	02/21/2024	GEL	EPA 903.1 Mod
Radium 228	0.289	pCi/L	02/23/2024	GEL	EPA 904.0
Radium 226/228 Combined Calculation	0.864	pCi/L	03/05/2024	SJLEVY	EPA 903.1 Mod

Independent Laboratory Results: "GEL" - GEL Laboratories LLC - Lab ID # 10120; "Test America" - TestAmerica Laboratories, Inc. - Lab ID# 98001;
 "DavisBrown" - Davis & Brown Lab ID # 21117; "Shealy" - Shealy Environmental Services, Inc.- Lab ID# 32010

Sample Validated: 
 Linda Williams - Manager, Analytical Services

Final Validation Date: 3/27/24

SANTEE COOPER ANALYTICAL SERVICES
CERTIFICATE OF ANALYSIS
LAB CERTIFICATION #08552

Sample # AF87781 **Location:** GW Well CCMAP-12 **Date:** 01/18/2024 **Sample Collector:** WJK/ML
Loc. Code CCMAP-12 **Time:** 11:30

Analysis	Result	Units	Test Date	Analyst	Method
Arsenic	<5.0	ug/L	01/30/2024	SKJACOBS	EPA 6020B
Barium	23.6	ug/L	01/30/2024	SKJACOBS	EPA 6020B
Beryllium	0.54	ug/L	02/07/2024	SKJACOBS	EPA 6020B
Calcium	4.3	mg/L	01/30/2024	SKJACOBS	EPA 6020B
Cadmium	<0.5	ug/L	01/30/2024	SKJACOBS	EPA 6020B
Cobalt	0.89	ug/L	01/30/2024	SKJACOBS	EPA 6020B
Chromium	<5.0	ug/L	01/30/2024	SKJACOBS	EPA 6020B
Lead	<1.0	ug/L	01/30/2024	SKJACOBS	EPA 6020B
Antimony	<5.0	ug/L	01/30/2024	SKJACOBS	EPA 6020B
Selenium	<10.0	ug/L	01/30/2024	SKJACOBS	EPA 6020B
Thallium	<1.0	ug/L	01/30/2024	SKJACOBS	EPA 6020B
Boron	16.5	ug/L	01/23/2024	SKJACOBS	EPA 6010D
Lithium	7.81	ug/L	01/23/2024	SKJACOBS	EPA 6010D
Molybdenum	<5.0	ug/L	01/23/2024	SKJACOBS	EPA 6010D
Mercury	<0.2	ug/L	01/25/2024	EUROFINS SAV	EPA 7470
Fluoride	<0.10	mg/L	01/23/2024	KCWELLS	EPA 300.0
Chloride	15.1	mg/L	01/23/2024	KCWELLS	EPA 300.0
Sulfate	<2.0	mg/L	01/23/2024	KCWELLS	EPA 300.0
Total Dissolved Solids	131.2	mg/L	01/23/2024	KCWELLS	SM 2540C
pH	4.87	SU	01/18/2024	WJK/ML	
Radium 226	0.728	pCi/L	02/15/2024	GEL	EPA 903.1 Mod
Radium 228	2.38	pCi/L	02/22/2024	GEL	EPA 904.0
Radium 226/228 Combined Calculation	3.108	pCi/L	03/05/2024	SJLEVY	EPA 903.1 Mod

Independent Laboratory Results: "GEL" - GEL Laboratories LLC - Lab ID # 10120; "Test America" - TestAmerica Laboratories, Inc. - Lab ID# 98001;
 "DavisBrown" - Davis & Brown Lab ID # 21117; "Shealy" - Shealy Environmental Services, Inc. - Lab ID# 32010

Sample Validated: 
 Linda Williams - Manager, Analytical Services

Final Validation Date: 3/27/24

SANTEE COOPER ANALYTICAL SERVICES
CERTIFICATE OF ANALYSIS
LAB CERTIFICATION #08552

Sample # AF87782 **Location:** GW Well CCMAP-13 **Date:** 01/18/2024 **Sample Collector:** WJK/ML
Loc. Code CCMAP-13 **Time:** 10:23

Analysis	Result	Units	Test Date	Analyst	Method
Arsenic	<5.0	ug/L	01/30/2024	SKJACOBS	EPA 6020B
Barium	12.1	ug/L	01/30/2024	SKJACOBS	EPA 6020B
Beryllium	<0.5	ug/L	02/07/2024	SKJACOBS	EPA 6020B
Calcium	30.2	mg/L	01/30/2024	SKJACOBS	EPA 6020B
Cadmium	<0.5	ug/L	01/30/2024	SKJACOBS	EPA 6020B
Cobalt	<0.5	ug/L	01/30/2024	SKJACOBS	EPA 6020B
Chromium	10.7	ug/L	01/30/2024	SKJACOBS	EPA 6020B
Lead	<1.0	ug/L	01/30/2024	SKJACOBS	EPA 6020B
Antimony	5.4	ug/L	01/30/2024	SKJACOBS	EPA 6020B
Selenium	<10.0	ug/L	01/30/2024	SKJACOBS	EPA 6020B
Thallium	<1.0	ug/L	01/30/2024	SKJACOBS	EPA 6020B
Boron	900	ug/L	01/23/2024	SKJACOBS	EPA 6010D
Lithium	9.43	ug/L	01/23/2024	SKJACOBS	EPA 6010D
Molybdenum	14.8	ug/L	01/23/2024	SKJACOBS	EPA 6010D
Mercury	<0.2	ug/L	01/25/2024	EUROFINS SAV	EPA 7470
Fluoride	1.0	mg/L	01/23/2024	KCWELLS	EPA 300.0
Chloride	61.5	mg/L	01/23/2024	KCWELLS	EPA 300.0
Sulfate	81.0	mg/L	01/23/2024	KCWELLS	EPA 300.0
Total Dissolved Solids	375.0	mg/L	01/23/2024	KCWELLS	SM 2540C
pH	7.83	SU	01/18/2024	WJK/ML	
Radium 226	0.606	pCi/L	02/15/2024	GEL	EPA 903.1 Mod
Radium 228	0.153	pCi/L	02/22/2024	GEL	EPA 904.0
Radium 226/228 Combined Calculation	0.759	pCi/L	03/05/2024	SJLEVY	EPA 903.1 Mod

Independent Laboratory Results: "GEL" - GEL Laboratories LLC - Lab ID # 10120; "Test America" - TestAmerica Laboratories, Inc. - Lab ID# 98001; "DavisBrown"- Davis & Brown Lab ID # 21117; "Shealy"- Shealy Environmental Services, Inc.- Lab ID# 32010

Sample Validated:  Final Validation Date: 3/27/24
Linda Williams - Manager, Analytical Services

SANTEE COOPER ANALYTICAL SERVICES
CERTIFICATE OF ANALYSIS
LAB CERTIFICATION #08552

Sample # AF87783 **Location:** GW Well CCMAP-14 **Date:** 01/18/2024 **Sample Collector:** WJK/ML
Loc. Code CCMAP-14 **Time:** 14:53

Analysis	Result	Units	Test Date	Analyst	Method
Arsenic	<5.0	ug/L	01/30/2024	SKJACOBS	EPA 6020B
Barium	61.1	ug/L	01/30/2024	SKJACOBS	EPA 6020B
Beryllium	<0.5	ug/L	02/07/2024	SKJACOBS	EPA 6020B
Calcium	28.3	mg/L	01/30/2024	SKJACOBS	EPA 6020B
Cadmium	<0.5	ug/L	01/30/2024	SKJACOBS	EPA 6020B
Cobalt	11.3	ug/L	01/30/2024	SKJACOBS	EPA 6020B
Chromium	<5.0	ug/L	01/30/2024	SKJACOBS	EPA 6020B
Lead	<1.0	ug/L	01/30/2024	SKJACOBS	EPA 6020B
Antimony	<5.0	ug/L	01/30/2024	SKJACOBS	EPA 6020B
Selenium	<10.0	ug/L	01/30/2024	SKJACOBS	EPA 6020B
Thallium	<1.0	ug/L	01/30/2024	SKJACOBS	EPA 6020B
Boron	12.4	ug/L	01/23/2024	SKJACOBS	EPA 6010D
Lithium	<5.0	ug/L	01/23/2024	SKJACOBS	EPA 6010D
Molybdenum	<5.0	ug/L	01/23/2024	SKJACOBS	EPA 6010D
Mercury	<0.2	ug/L	01/25/2024	EUROFINS SAV	EPA 7470
Fluoride	<0.10	mg/L	01/23/2024	KCWELLS	EPA 300.0
Chloride	12.4	mg/L	01/23/2024	KCWELLS	EPA 300.0
Sulfate	<2.0	mg/L	01/23/2024	KCWELLS	EPA 300.0
Total Dissolved Solids	125.0	mg/L	01/23/2024	KCWELLS	SM 2540C
pH	5.84	SU	01/18/2024	WJK/ML	
Radium 226	0.490	pCi/L	02/15/2024	GEL	EPA 903.1 Mod
Radium 228	-0.431	pCi/L	02/22/2024	GEL	EPA 904.0
Radium 226/228 Combined Calculation	0.490	pCi/L	03/05/2024	SJLEVY	EPA 903.1 Mod

Independent Laboratory Results: "GEL" - GEL Laboratories LLC - Lab ID # 10120; "Test America" - TestAmerica Laboratories, Inc. - Lab ID# 98001;
 "DavisBrown"- Davis & Brown Lab ID # 21117; "Shealy"- Shealy Environmental Services, Inc.- Lab ID# 32010

Sample Validated:  Final Validation Date: 3/27/24
 Linda Williams - Manager, Analytical Services

SANTEE COOPER ANALYTICAL SERVICES
CERTIFICATE OF ANALYSIS
LAB CERTIFICATION #08552

Sample # AF87789 **Location:** GW Well CCMLF-1 **Date:** 01/24/2024 **Sample Collector:** WJK/ML
Loc. Code CCMLF-1 **Time:** 12:28

Analysis	Result	Units	Test Date	Analyst	Method
Arsenic	<5.0	ug/L	02/07/2024	SKJACOBS	EPA 6020B
Barium	79.7	ug/L	02/07/2024	SKJACOBS	EPA 6020B
Beryllium	<0.5	ug/L	02/07/2024	SKJACOBS	EPA 6020B
Calcium	13.3	mg/L	02/07/2024	SKJACOBS	EPA 6020B
Cadmium	<0.5	ug/L	02/07/2024	SKJACOBS	EPA 6020B
Cobalt	2.1	ug/L	02/07/2024	SKJACOBS	EPA 6020B
Chromium	<5.0	ug/L	02/07/2024	SKJACOBS	EPA 6020B
Lead	<1.0	ug/L	02/07/2024	SKJACOBS	EPA 6020B
Antimony	<5.0	ug/L	02/07/2024	SKJACOBS	EPA 6020B
Selenium	<10.0	ug/L	02/07/2024	SKJACOBS	EPA 6020B
Thallium	<1.0	ug/L	02/07/2024	SKJACOBS	EPA 6020B
Boron	24.0	ug/L	01/30/2024	SKJACOBS	EPA 6010D
Lithium	<5.0	ug/L	01/30/2024	SKJACOBS	EPA 6010D
Molybdenum	<5.0	ug/L	01/30/2024	SKJACOBS	EPA 6010D
Mercury	<0.2	ug/L	02/06/2024	EUROFINS SAV	EPA 7470
Fluoride	<0.10	mg/L	01/25/2024	KCWELLS	EPA 300.0
Chloride	9.82	mg/L	01/25/2024	KCWELLS	EPA 300.0
Sulfate	15.6	mg/L	01/25/2024	KCWELLS	EPA 300.0
Total Dissolved Solids	65.00	mg/L	01/25/2024	KCWELLS	SM 2540C
pH	5.53	SU	01/24/2024	WJK/ML	
Radium 226	0.793	pCi/L	02/15/2024	GEL	EPA 903.1 Mod
Radium 228	0.349	pCi/L	02/22/2024	GEL	EPA 904.0
Radium 226/228 Combined Calculation	1.142	pCi/L	03/05/2024	SJLEVY	EPA 903.1 Mod

Independent Laboratory Results: "GEL" - GEL Laboratories LLC - Lab ID # 10120; "Test America" - TestAmerica Laboratories, Inc. - Lab ID# 98001;
 "DavisBrown"- Davis & Brown Lab ID # 21117; "Shealy"- Shealy Environmental Services, Inc.- Lab ID# 32010

Sample Validated: 
 Linda Williams - Manager, Analytical Services

Final Validation Date: 3/27/24

SANTEE COOPER ANALYTICAL SERVICES
CERTIFICATE OF ANALYSIS
LAB CERTIFICATION #08552

Sample # AF87790 **Location:** GW Well CCMLF-1D **Date:** 01/24/2024 **Sample Collector:** WJK/ML
Loc. Code CCMLF-1D **Time:** 11:31

Analysis	Result	Units	Test Date	Analyst	Method
Arsenic	<5.0	ug/L	02/07/2024	SKJACOBS	EPA 6020B
Barium	37.4	ug/L	02/07/2024	SKJACOBS	EPA 6020B
Beryllium	<0.5	ug/L	02/07/2024	SKJACOBS	EPA 6020B
Calcium	55.0	mg/L	02/07/2024	SKJACOBS	EPA 6020B
Cadmium	<0.5	ug/L	02/07/2024	SKJACOBS	EPA 6020B
Cobalt	0.64	ug/L	02/07/2024	SKJACOBS	EPA 6020B
Chromium	<5.0	ug/L	02/07/2024	SKJACOBS	EPA 6020B
Lead	<1.0	ug/L	02/07/2024	SKJACOBS	EPA 6020B
Antimony	<5.0	ug/L	02/07/2024	SKJACOBS	EPA 6020B
Selenium	<10.0	ug/L	02/07/2024	SKJACOBS	EPA 6020B
Thallium	<1.0	ug/L	02/07/2024	SKJACOBS	EPA 6020B
Boron	15.6	ug/L	01/30/2024	SKJACOBS	EPA 6010D
Lithium	<5.0	ug/L	01/30/2024	SKJACOBS	EPA 6010D
Molybdenum	<5.0	ug/L	01/30/2024	SKJACOBS	EPA 6010D
Mercury	<0.2	ug/L	02/06/2024	EUROFINS SAV	EPA 7470
Fluoride	<0.10	mg/L	01/25/2024	KCWELLS	EPA 300.0
Chloride	6.16	mg/L	01/25/2024	KCWELLS	EPA 300.0
Sulfate	3.99	mg/L	01/25/2024	KCWELLS	EPA 300.0
Total Dissolved Solids	167.5	mg/L	01/25/2024	KCWELLS	SM 2540C
pH	7.23	SU	01/24/2024	WJK/ML	
Radium 226	0.631	pCi/L	02/15/2024	GEL	EPA 903.1 Mod
Radium 228	0.998	pCi/L	02/22/2024	GEL	EPA 904.0
Radium 226/228 Combined Calculation	1.629	pCi/L	03/05/2024	SJLEVY	EPA 903.1 Mod

Independent Laboratory Results: "GEL" - GEL Laboratories LLC - Lab ID # 10120; "Test America" - TestAmerica Laboratories, Inc. - Lab ID# 98001;
 "DavisBrown" - Davis & Brown Lab ID # 21117; "Shealy" - Shealy Environmental Services, Inc. - Lab ID# 32010

Sample Validated: 
 Linda Williams - Manager, Analytical Services

Final Validation Date: 3/27/24

SANTEE COOPER ANALYTICAL SERVICES
CERTIFICATE OF ANALYSIS
LAB CERTIFICATION #08552

Sample # AF87791 **Location:** GW Well CCMLF-2 **Date:** 01/24/2024 **Sample Collector:** WJK/ML
Loc. Code CCMLF-2 **Time:** 09:58

Analysis	Result	Units	Test Date	Analyst	Method
Arsenic	<5.0	ug/L	02/07/2024	SKJACOBS	EPA 6020B
Barium	21.3	ug/L	02/07/2024	SKJACOBS	EPA 6020B
Beryllium	<0.5	ug/L	02/07/2024	SKJACOBS	EPA 6020B
Calcium	3.0	mg/L	02/07/2024	SKJACOBS	EPA 6020B
Cadmium	<0.5	ug/L	02/07/2024	SKJACOBS	EPA 6020B
Cobalt	0.61	ug/L	02/07/2024	SKJACOBS	EPA 6020B
Chromium	<5.0	ug/L	02/07/2024	SKJACOBS	EPA 6020B
Lead	<1.0	ug/L	02/07/2024	SKJACOBS	EPA 6020B
Antimony	<5.0	ug/L	02/07/2024	SKJACOBS	EPA 6020B
Selenium	<10.0	ug/L	02/07/2024	SKJACOBS	EPA 6020B
Thallium	<1.0	ug/L	02/07/2024	SKJACOBS	EPA 6020B
Boron	17.0	ug/L	01/30/2024	SKJACOBS	EPA 6010D
Lithium	<5.0	ug/L	01/30/2024	SKJACOBS	EPA 6010D
Molybdenum	<5.0	ug/L	01/30/2024	SKJACOBS	EPA 6010D
Mercury	<0.2	ug/L	02/06/2024	EUROFINS SAV	EPA 7470
Fluoride	<0.10	mg/L	01/25/2024	KCWELLS	EPA 300.0
Chloride	3.26	mg/L	01/25/2024	KCWELLS	EPA 300.0
Sulfate	2.19	mg/L	01/25/2024	KCWELLS	EPA 300.0
Total Dissolved Solids	28.75	mg/L	01/30/2024	TDHARRIS	SM 2540C
pH	5.09	SU	01/24/2024	WJK/ML	
Radium 226	0.369	pCi/L	02/15/2024	GEL	EPA 903.1 Mod
Radium 228	0.905	pCi/L	02/22/2024	GEL	EPA 904.0
Radium 226/228 Combined Calculation	1.274	pCi/L	03/05/2024	SJLEVY	EPA 903.1 Mod

Independent Laboratory Results: "GEL" - GEL Laboratories LLC - Lab ID # 10120; "Test America" - TestAmerica Laboratories, Inc. - Lab ID# 98001;
 "DavisBrown"- Davis & Brown Lab ID # 21117; "Shealy"- Shealy Environmental Services, Inc.- Lab ID# 32010

Sample Validated: 
 Linda Williams - Manager, Analytical Services

Final Validation Date: 3/27/24

SANTEE COOPER ANALYTICAL SERVICES
CERTIFICATE OF ANALYSIS
LAB CERTIFICATION #08552

Sample # AF87814 **Location:** GW Well POZ-8 **Date:** 01/25/2024 **Sample Collector:** WJK/ML
Loc. Code POZ-8 **Time:** 09:28

Analysis	Result	Units	Test Date	Analyst	Method
Arsenic	<5.0	ug/L	02/08/2024	SKJACOBS	EPA 6020B
Barium	796	ug/L	02/12/2024	SKJACOBS	EPA 6020B
Beryllium	<0.5	ug/L	02/12/2024	SKJACOBS	EPA 6020B
Calcium	1030	mg/L	02/08/2024	SKJACOBS	EPA 6020B
Cadmium	<0.5	ug/L	02/08/2024	SKJACOBS	EPA 6020B
Cobalt	<0.5	ug/L	02/08/2024	SKJACOBS	EPA 6020B
Chromium	<5.0	ug/L	02/08/2024	SKJACOBS	EPA 6020B
Lead	<1.0	ug/L	02/08/2024	SKJACOBS	EPA 6020B
Antimony	<5.0	ug/L	02/08/2024	SKJACOBS	EPA 6020B
Selenium	<10.0	ug/L	02/08/2024	SKJACOBS	EPA 6020B
Thallium	<1.0	ug/L	02/08/2024	SKJACOBS	EPA 6020B
Boron	48.4	ug/L	01/31/2024	SKJACOBS	EPA 6010D
Lithium	307	ug/L	01/31/2024	SKJACOBS	EPA 6010D
Molybdenum	<5.0	ug/L	01/31/2024	SKJACOBS	EPA 6010D
Mercury	<0.2	ug/L	02/06/2024	EUROFINS SAV	EPA 7470
Fluoride	<0.10	mg/L	01/31/2024	KCWELLS	EPA 300.0
Chloride	2010	mg/L	01/31/2024	KCWELLS	EPA 300.0
Sulfate	180	mg/L	01/31/2024	KCWELLS	EPA 300.0
Total Dissolved Solids	4562	mg/L	01/31/2024	KCWELLS	SM 2540C
pH	6.37	SU	01/25/2024	WJK/ML	
Radium 226	1.08	pCi/L	02/21/2024	GEL	EPA 903.1 Mod
Radium 228	0.712	pCi/L	02/23/2024	GEL	EPA 904.0
Radium 226/228 Combined Calculation	1.792	pCi/L	03/05/2024	SJLEVY	EPA 903.1 Mod

Independent Laboratory Results: "GEL" - GEL Laboratories LLC - Lab ID # 10120; "Test America" - TestAmerica Laboratories, Inc. - Lab ID# 98001; "DavisBrown"- Davis & Brown Lab ID # 21117; "Shealy"- Shealy Environmental Services, Inc.- Lab ID# 32010

Sample Validated: 
Linda Williams - Manager, Analytical Services

Final Validation Date: 3/27/24


SANTEE COOPER ANALYTICAL SERVICES
CERTIFICATE OF ANALYSIS
LAB CERTIFICATION #08552

Sample # AF91287 Location: GW Well CAP-8 Date: 02/01/2024 Sample Collector: WJK/BB
Loc. Code CAP-8 Time: 09:39

Analysis	Result	Units	Test Date	Analyst	Method
Chloride	1490	mg/L	02/14/2024	KCWELLS	EPA 300.0
Sulfate	1600	mg/L	02/14/2024	KCWELLS	EPA 300.0

Independent Laboratory Results: "GEL" - GEL Laboratories LLC - Lab ID # 10120; "Eurofins" - Eurofins. - Lab ID# 98001; "Pace"-Pace Analytical Laboratory- Lab ID# 99030

Qualifiers: U-Value below RL; H-Holding Time Exceeded; J-Value is Estimated; M-Matrix Interference

Analysis Validated:  Validation Date: 2/26/2024
Linda Williams - Manager, Analytical Services

SANTEE COOPER ANALYTICAL SERVICES
CERTIFICATE OF ANALYSIS
LAB CERTIFICATION #08552

Sample # AF91288 **Location:** GW Well CAP-9 **Date:** 02/01/2024 **Sample Collector:** WJK/BB
Loc. Code CAP-9 **Time:** 10:25

Analysis	Result	Units	Test Date	Analyst	Method
Chloride	1110	mg/L	02/14/2024	KCWELLS	EPA 300.0
Sulfate	647	mg/L	02/14/2024	KCWELLS	EPA 300.0

Independent Laboratory Results: "GEL" - GEL Laboratories LLC - Lab ID # 10120; "Eurofins" - Eurofins. - Lab ID# 98001; "Pace"-Pace Analytical Laboratory- Lab ID# 99030

Qualifiers: U-Value below RL; H-Holding Time Exceeded; J-Value is Estimated; M-Matrix Interference

Analysis Validated: 
Linda Williams - Manager, Analytical Services Validation Date: 2/26/2024

SANTEE COOPER ANALYTICAL SERVICES

CERTIFICATE OF ANALYSIS

LAB CERTIFICATION #08552

Sample # AF91289 Location: GW Well CAP-9 Date: 02/01/2024 Sample Collector: WJK/BB

Loc. Code CAP-9 DUP Time: 10:30

Analysis	Result	Units	Test Date	Analyst	Method
Fluoride	1.68	mg/L	02/14/2024	KCWELLS	EPA 300.0
Chloride	1140	mg/L	02/14/2024	KCWELLS	EPA 300.0
Sulfate	670	mg/L	02/14/2024	KCWELLS	EPA 300.0

Comments:

Independent Laboratory Results: "GEL" - GEL Laboratories LLC - Lab ID # 10120; "Test America" - TestAmerica Laboratories, Inc. - Lab ID# 98001; "DavisBrown"- Davis & Brown Lab ID # 21117; "Shealy"- Shealy Environmental Services, Inc.- Lab ID# 32010 "ROGERSCALLCO"- Rogers & Callcot, Inc.- Lab ID # 23105001

Analysis Validated:



Linda Williams - Manager Analytical Services

Validation date: 3/27/24

Authorized Signature Only- Not Valid Unless Signed

SANTEE COOPER ANALYTICAL SERVICES
CERTIFICATE OF ANALYSIS
LAB CERTIFICATION #08552

Sample # AF91290 Location: GW Well CAP-10 Date: 02/01/2024 Sample Collector: WJK/BB
Loc. Code CAP-10 Time: 11:24

Analysis	Result	Units	Test Date	Analyst	Method
Chloride	28.2	mg/L	02/14/2024	KCWELLS	EPA 300.0
Sulfate	10.4	mg/L	02/14/2024	KCWELLS	EPA 300.0

Independent Laboratory Results: "GEL" - GEL Laboratories LLC - Lab ID # 10120; "Eurofins" - Eurofins. - Lab ID# 98001; "Pace"-Pace Analytical Laboratory- Lab ID# 99030

Qualifiers: U-Value below RL; H-Holding Time Exceeded; J-Value is Estimated; M-Matrix Interference

Analysis Validated:



Linda Williams - Manager, Analytical Services

Validation Date: 2/26/2024

SANTEE COOPER ANALYTICAL SERVICES**CERTIFICATE OF ANALYSIS**

LAB CERTIFICATION #08552


Sample # AF98791**Location:** GW Well CAP-8**Date:** 05/07/2024**Sample Collector:** WJK/ML**Loc. Code** CAP-8**Time:** 09:45

Analysis	Result	Units	Test Date	Analyst	Method
Chloride	1350	mg/L	05/31/2024	KRMATHER	EPA 300.0
pH	6.47	SU	05/07/2024	JK/ML	

Comments:

Independent Laboratory Results: "GEL" - GEL Laboratories LLC - Lab ID # 10120; "Test America" - TestAmerica Laboratories, Inc. - Lab ID# 98001; "DavisBrown"- Davis & Brown Lab ID # 21117; "Shealy"- Shealy Environmental Services, Inc.- Lab ID# 32010 "ROGERSCALLCO"- Rogers & Callcot, Inc.- Lab ID # 23105001

Analysis Validated:



Linda Williams - Manager Analytical Services

Validation date: 6/7/24

Authorized Signature Only- Not Valid Unless Signed

SANTEE COOPER ANALYTICAL SERVICES
CERTIFICATE OF ANALYSIS
LAB CERTIFICATION #08552
Sample # AG01476 **Location:** GW Well PM-1 **Date:** 06/04/2024 **Sample Collector:** ZM/BB

Loc. Code PM-1 **Time:** 09:58

Analysis	Result	Units	Test Date	Analyst	Method
Arsenic	<5.0	ug/L	06/11/2024	SKJACOBS	EPA 6020B
Barium	76.9	ug/L	06/11/2024	SKJACOBS	EPA 6020B
Beryllium	<0.5	ug/L	06/11/2024	SKJACOBS	EPA 6020B
Calcium	10.5	mg/L	06/11/2024	SKJACOBS	EPA 6020B
Cadmium	<0.5	ug/L	06/11/2024	SKJACOBS	EPA 6020B
Cobalt	1.4	ug/L	06/11/2024	SKJACOBS	EPA 6020B
Chromium	<5.0	ug/L	06/11/2024	SKJACOBS	EPA 6020B
Iron	8890	ug/L	06/11/2024	SKJACOBS	EPA 6020B
Lead	<1.0	ug/L	06/11/2024	SKJACOBS	EPA 6020B
Selenium	<10.0	ug/L	06/11/2024	SKJACOBS	EPA 6020B
Antimony	<5.0	ug/L	06/11/2024	SKJACOBS	EPA 6020B
Thallium	<1.0	ug/L	06/11/2024	SKJACOBS	EPA 6020B
Zinc	<10.0	ug/L	06/11/2024	SKJACOBS	EPA 6020B
Boron	12.4	ug/L	06/12/2024	SKJACOBS	EPA 6010D
Lithium	<5.0	ug/L	06/12/2024	SKJACOBS	EPA 6010D
Molybdenum	<5.0	ug/L	06/12/2024	SKJACOBS	EPA 6010D
Mercury	<0.2	ug/L	06/17/2024	EUROFINS SAV	EPA 7470
Total Organic Carbon	4.48	mg/L	06/12/2024	GEL	SM 5310B
Fluoride	<0.10	mg/L	06/11/2024	KCWELLS	EPA 300.0
Chloride	12.1	mg/L	06/11/2024	KCWELLS	EPA 300.0
Nitrate	<0.10	mg/L	06/11/2024	KCWELLS	EPA 300.0
Sulfate	7.75	mg/L	06/11/2024	KCWELLS	EPA 300.0
Total Dissolved Solids	143.8	mg/L	06/07/2024	KCWELLS	SM 2540C
Radium 226	0.188	pCi/L	06/19/2024	GEL	EPA 903.1 Mod
Radium 228	1.46	pCi/L	06/25/2024	GEL	EPA 904.0
Radium 226/228 Combined Calculation	1.648	pCi/L	07/19/2024	SJLEVY	EPA 903.1 Mod
pH	5.20	SU	06/04/2024	ZM/BB	

Comments:

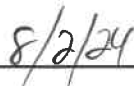
Independent Laboratory Results: "GEL" - GEL Laboratories LLC - Lab ID # 10120; "Test America" - TestAmerica Laboratories, Inc. - Lab ID# 98001; "DavisBrown"- Davis & Brown Lab ID # 21117; "Shealy"- Shealy Environmental Services, Inc.- Lab ID# 32010 "ROGERSCALLCO"- Rogers & Callcot, Inc.- Lab ID # 23105001

Analysis Validated:



Linda Williams - Manager Analytical Services

Validation date:


Authorized Signature Only - Not Valid Unless Signed

SANTEE COOPER ANALYTICAL SERVICES
CERTIFICATE OF ANALYSIS
LAB CERTIFICATION #08552
Sample # AG01438 **Location:** GW Well CBW-1 **Date:** 06/04/2024 **Sample Collector:** ZM/BB

Loc. Code CBW-1 **Time:** 08:53

Analysis	Result	Units	Test Date	Analyst	Method
Arsenic	<5.0	ug/L	06/11/2024	SKJACOBS	EPA 6020B
Barium	37.4	ug/L	06/11/2024	SKJACOBS	EPA 6020B
Beryllium	<0.5	ug/L	06/11/2024	SKJACOBS	EPA 6020B
Calcium	24.7	mg/L	06/11/2024	SKJACOBS	EPA 6020B
Cadmium	<0.5	ug/L	06/11/2024	SKJACOBS	EPA 6020B
Cobalt	0.84	ug/L	06/11/2024	SKJACOBS	EPA 6020B
Chromium	<5.0	ug/L	06/11/2024	SKJACOBS	EPA 6020B
Iron	<50.0	ug/L	06/11/2024	SKJACOBS	EPA 6020B
Lead	2.1	ug/L	06/11/2024	SKJACOBS	EPA 6020B
Selenium	<10.0	ug/L	06/11/2024	SKJACOBS	EPA 6020B
Antimony	<5.0	ug/L	06/11/2024	SKJACOBS	EPA 6020B
Thallium	<1.0	ug/L	06/11/2024	SKJACOBS	EPA 6020B
Zinc	<10.0	ug/L	06/11/2024	SKJACOBS	EPA 6020B
Boron	19.6	ug/L	06/12/2024	SKJACOBS	EPA 6010D
Lithium	<5.0	ug/L	06/12/2024	SKJACOBS	EPA 6010D
Molybdenum	<5.0	ug/L	06/12/2024	SKJACOBS	EPA 6010D
Mercury	<0.2	ug/L	06/17/2024	EUROFINS SAV	EPA 7470
Total Organic Carbon	1.47	mg/L	06/12/2024	GEL	SM 5310B
Fluoride	0.13	mg/L	06/11/2024	KCWELLS	EPA 300.0
Chloride	3.22	mg/L	06/11/2024	KCWELLS	EPA 300.0
Nitrate	0.61	mg/L	06/11/2024	KCWELLS	EPA 300.0
Sulfate	89.6	mg/L	06/11/2024	KCWELLS	EPA 300.0
Total Dissolved Solids	170.0	mg/L	06/07/2024	KCWELLS	SM 2540C
Radium 226	0.0311	pCi/L	06/19/2024	GEL	EPA 903.1 Mod
Radium 228	2.79	pCi/L	06/25/2024	GEL	EPA 904.0
Radium 226/228 Combined Calculation	2.8211	pCi/L	07/19/2024	SJLEVY	EPA 903.1 Mod
pH	4.54	SU	06/04/2024	ZM/BB	

Comments:

Independent Laboratory Results: "GEL" - GEL Laboratories LLC - Lab ID # 10120; "Test America" - TestAmerica Laboratories, Inc. - Lab ID# 98001; "DavisBrown"- Davis & Brown Lab ID # 21117; "Shealy"- Shealy Environmental Services, Inc.- Lab ID# 32010 "ROGERSCALLCO"- Rogers & Callcot, Inc.- Lab ID # 23105001

Analysis Validated:



Validation date: 8/2/24

Linda Williams - Manager Analytical Services

Authorized Signature Only- Not Valid Unless Signed

SANTEE COOPER ANALYTICAL SERVICES
CERTIFICATE OF ANALYSIS
LAB CERTIFICATION #08552

Sample # AG01423 **Location:** GW Well CAP- 1 **Date:** 06/10/2024 **Sample Collector:** ZM/BB
Loc. Code CAP-1 **Time:** 14:25

Analysis	Result	Units	Test Date	Analyst	Method
Arsenic	<5.0	ug/L	06/12/2024	SKJACOBS	EPA 6020B
Barium	18.2	ug/L	06/12/2024	SKJACOBS	EPA 6020B
Beryllium	7.4	ug/L	06/13/2024	SKJACOBS	EPA 6020B
Calcium	336	mg/L	06/12/2024	SKJACOBS	EPA 6020B
Cadmium	<0.5	ug/L	06/12/2024	SKJACOBS	EPA 6020B
Cobalt	23.5	ug/L	06/12/2024	SKJACOBS	EPA 6020B
Chromium	<5.0	ug/L	06/12/2024	SKJACOBS	EPA 6020B
Lead	1.8	ug/L	06/12/2024	SKJACOBS	EPA 6020B
Selenium	<10.0	ug/L	06/13/2024	SKJACOBS	EPA 6020B
Antimony	5.8	ug/L	06/12/2024	SKJACOBS	EPA 6020B
Thallium	<1.0	ug/L	06/12/2024	SKJACOBS	EPA 6020B
Boron	513	ug/L	06/13/2024	SKJACOBS	EPA 6010D
Lithium	188	ug/L	06/13/2024	SKJACOBS	EPA 6010D
Molybdenum	<5.0	ug/L	06/13/2024	SKJACOBS	EPA 6010D
Mercury	<0.2	ug/L	06/17/2024	EUROFINS SAV	EPA 7470
Fluoride	1.11	mg/L	06/12/2024	KCWELLS	EPA 300.0
Chloride	204	mg/L	06/12/2024	KCWELLS	EPA 300.0
Sulfate	763	mg/L	06/12/2024	KCWELLS	EPA 300.0
Total Dissolved Solids	1566	mg/L	06/13/2024	KRMATHER	SM 2540C
Radium 226	0.488	pCi/L	07/09/2024	GEL	EPA 903.1 Mod
Radium 228	2.44	pCi/L	07/02/2024	GEL	EPA 904.0
Radium 226/228 Combined Calculation	2.928	pCi/L	07/19/2024	SJLEVY	EPA 903.1 Mod
pH	4.55	SU	06/10/2024	ZM/BB	

Comments:

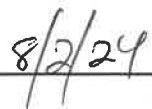
Independent Laboratory Results: "GEL" - GEL Laboratories LLC - Lab ID # 10120; "Test America" - TestAmerica Laboratories, Inc. - Lab ID# 98001; "DavisBrown"- Davis & Brown Lab ID # 21117; "Shealy"- Shealy Environmental Services, Inc.- Lab ID# 32010 "ROGERSCALLCO"- Rogers & Callcot, Inc.- Lab ID # 23105001

Analysis Validated:



Linda Williams - Manager Analytical Services

Validation date:


Authorized Signature Only- Not Valid Unless Signed

SANTEE COOPER ANALYTICAL SERVICES
CERTIFICATE OF ANALYSIS
LAB CERTIFICATION #08552
Sample # AG01425 **Location:** GW Well CAP- 3 **Date:** 06/10/2024 **Sample Collector:** ZM/BB

Loc. Code CAP-3 **Time:** 08:49

Analysis	Result	Units	Test Date	Analyst	Method
Arsenic	<5.0	ug/L	06/12/2024	SKJACOBS	EPA 6020B
Barium	38.8	ug/L	06/12/2024	SKJACOBS	EPA 6020B
Beryllium	<0.5	ug/L	06/13/2024	SKJACOBS	EPA 6020B
Calcium	603	mg/L	06/12/2024	SKJACOBS	EPA 6020B
Cadmium	<0.5	ug/L	06/12/2024	SKJACOBS	EPA 6020B
Cobalt	27.5	ug/L	06/12/2024	SKJACOBS	EPA 6020B
Chromium	<5.0	ug/L	06/12/2024	SKJACOBS	EPA 6020B
Lead	<1.0	ug/L	06/12/2024	SKJACOBS	EPA 6020B
Selenium	<10.0	ug/L	06/13/2024	SKJACOBS	EPA 6020B
Antimony	5.2	ug/L	06/12/2024	SKJACOBS	EPA 6020B
Thallium	<1.0	ug/L	06/12/2024	SKJACOBS	EPA 6020B
Boron	5290	ug/L	06/13/2024	SKJACOBS	EPA 6010D
Lithium	14.3	ug/L	06/13/2024	SKJACOBS	EPA 6010D
Molybdenum	<5.0	ug/L	06/13/2024	SKJACOBS	EPA 6010D
Mercury	<0.2	ug/L	06/18/2024	EUROFINS SAV	EPA 7470
Fluoride	<0.10	mg/L	06/12/2024	KCWELLS	EPA 300.0
Chloride	531	mg/L	06/12/2024	KCWELLS	EPA 300.0
Sulfate	738	mg/L	06/12/2024	KCWELLS	EPA 300.0
Total Dissolved Solids	2688	mg/L	06/13/2024	KRMATHER	SM 2540C
Radium 226	0.639	pCi/L	07/09/2024	GEL	EPA 903.1 Mod
Radium 228	-0.330	pCi/L	07/02/2024	GEL	EPA 904.0
Radium 226/228 Combined Calculation	0.639	pCi/L	07/19/2024	SJLEVY	EPA 903.1 Mod
pH	6.47	SU	06/10/2024	ZM/BB	

Comments:

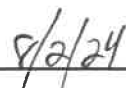
Independent Laboratory Results: "GEL" - GEL Laboratories LLC - Lab ID # 10120; "Test America" - TestAmerica Laboratories, Inc. - Lab ID# 98001; "DavisBrown"- Davis & Brown Lab ID # 21117; "Shealy"- Shealy Environmental Services, Inc.- Lab ID# 32010 "ROGERSCALLCO"- Rogers & Callcot, Inc.- Lab ID # 23105001

Analysis Validated:



Linda Williams - Manager Analytical Services

Validation date:


Authorized Signature Only- Not Valid Unless Signed

SANTEE COOPER ANALYTICAL SERVICES

CERTIFICATE OF ANALYSIS

LAB CERTIFICATION #08552

Sample # AG01426 Location: GW Well CAP-4 Date: 06/10/2024 Sample Collector: ZM/BB
Loc. Code CAP-4 Time: 09:58

Analysis	Result	Units	Test Date	Analyst	Method
Arsenic	<5.0	ug/L	06/12/2024	SKJACOBS	EPA 6020B
Barium	111	ug/L	06/12/2024	SKJACOBS	EPA 6020B
Beryllium	<0.5	ug/L	06/14/2024	SKJACOBS	EPA 6020B
Calcium	718	mg/L	06/12/2024	SKJACOBS	EPA 6020B
Cadmium	<0.5	ug/L	06/12/2024	SKJACOBS	EPA 6020B
Cobalt	<0.5	ug/L	06/12/2024	SKJACOBS	EPA 6020B
Chromium	<5.0	ug/L	06/12/2024	SKJACOBS	EPA 6020B
Lead	<1.0	ug/L	06/12/2024	SKJACOBS	EPA 6020B
Selenium	<10.0	ug/L	06/13/2024	SKJACOBS	EPA 6020B
Antimony	<5.0	ug/L	06/12/2024	SKJACOBS	EPA 6020B
Thallium	<1.0	ug/L	06/12/2024	SKJACOBS	EPA 6020B
Boron	10100	ug/L	07/02/2024	SKJACOBS	EPA 6010D
Lithium	42.7	ug/L	06/13/2024	SKJACOBS	EPA 6010D
Molybdenum	<5.0	ug/L	06/13/2024	SKJACOBS	EPA 6010D
Mercury	<0.2	ug/L	06/17/2024	EUROFINS SAV	EPA 7470
Fluoride	<0.10	mg/L	06/12/2024	KCWELLS	EPA 300.0
Chloride	964	mg/L	06/12/2024	KCWELLS	EPA 300.0
Sulfate	832	mg/L	06/12/2024	KCWELLS	EPA 300.0
Total Dissolved Solids	3821	mg/L	06/13/2024	KRMATHER	SM 2540C
Radium 226	0.352	pCi/L	07/09/2024	GEL	EPA 903.1 Mod
Radium 228	0.195	pCi/L	07/02/2024	GEL	EPA 904.0
Radium 226/228 Combined Calculation	0.547	pCi/L	07/19/2024	SJLEVY	EPA 903.1 Mod
pH	6.49	SU	06/10/2024	ZM/BB	

Comments:

Independent Laboratory Results: "GEL" - GEL Laboratories LLC - Lab ID # 10120; "Test America" - TestAmerica Laboratories, Inc. - Lab ID# 98001; "DavisBrown"- Davis & Brown Lab ID # 21117; "Shealy"- Shealy Environmental Services, Inc.- Lab ID# 32010 "ROGERSCALLCO"- Rogers & Callcot, Inc.- Lab ID # 23105001

Analysis Validated:  Validation date: 8/2/24
Linda Williams - Manager Analytical Services

Authorized Signature Only- Not Valid Unless Signed

SANTEE COOPER ANALYTICAL SERVICES
CERTIFICATE OF ANALYSIS

LAB CERTIFICATION #08552

Sample # AG01427 **Location:** GW Well CAP-5 **Date:** 06/10/2024 **Sample Collector:** ZM/BB
Loc. Code CAP-5 **Time:** 10:59

Analysis	Result	Units	Test Date	Analyst	Method
Arsenic	<5.0	ug/L	06/12/2024	SKJACOBS	EPA 6020B
Barium	1370	ug/L	06/12/2024	SKJACOBS	EPA 6020B
Beryllium	4.2	ug/L	06/13/2024	SKJACOBS	EPA 6020B
Calcium	138	mg/L	06/12/2024	SKJACOBS	EPA 6020B
Cadmium	<0.5	ug/L	06/12/2024	SKJACOBS	EPA 6020B
Cobalt	13.9	ug/L	06/12/2024	SKJACOBS	EPA 6020B
Chromium	<5.0	ug/L	06/12/2024	SKJACOBS	EPA 6020B
Lead	5.3	ug/L	06/12/2024	SKJACOBS	EPA 6020B
Selenium	<10.0	ug/L	06/13/2024	SKJACOBS	EPA 6020B
Antimony	5.2	ug/L	06/12/2024	SKJACOBS	EPA 6020B
Thallium	<1.0	ug/L	06/12/2024	SKJACOBS	EPA 6020B
Boron	21.4	ug/L	06/13/2024	SKJACOBS	EPA 6010D
Lithium	18.2	ug/L	06/13/2024	SKJACOBS	EPA 6010D
Molybdenum	<5.0	ug/L	06/13/2024	SKJACOBS	EPA 6010D
Mercury	<0.2	ug/L	06/17/2024	EUROFINS SAV	EPA 7470
Fluoride	0.50	mg/L	06/12/2024	KCWELLS	EPA 300.0
Chloride	574	mg/L	06/12/2024	KCWELLS	EPA 300.0
Sulfate	<2.0	mg/L	06/12/2024	KCWELLS	EPA 300.0
Total Dissolved Solids	1502	mg/L	06/13/2024	KRMATHER	SM 2540C
Radium 226	4.45	pCi/L	07/09/2024	GEL	EPA 903.1 Mod
Radium 228	15.7	pCi/L	07/02/2024	GEL	EPA 904.0
Radium 226/228 Combined Calculation	20.15	pCi/L	07/19/2024	SJLEVY	EPA 903.1 Mod
pH	3.90	SU	06/10/2024	ZM/BB	

Comments:

Independent Laboratory Results: "GEL" - GEL Laboratories LLC - Lab ID # 10120; "Test America" - TestAmerica Laboratories, Inc. - Lab ID# 98001; "DavisBrown"- Davis & Brown Lab ID # 21117; "Shealy"- Shealy Environmental Services, Inc.- Lab ID# 32010 "ROGERSCALLCO"- Rogers & Callcot, Inc.- Lab ID # 23105001

Analysis Validated:  Validation date: 8/2/24
 Linda Williams - Manager Analytical Services

Authorized Signature Only- Not Valid Unless Signed

SANTEE COOPER ANALYTICAL SERVICES
CERTIFICATE OF ANALYSIS
LAB CERTIFICATION #08552
Sample # AG01428 **Location:** GW Well CAP-6 **Date:** 06/10/2024 **Sample Collector:** ZM/BB

Loc. Code CAP-6 **Time:** 12:06

Analysis	Result	Units	Test Date	Analyst	Method
Arsenic	<5.0	ug/L	06/12/2024	SKJACOBS	EPA 6020B
Barium	244	ug/L	06/12/2024	SKJACOBS	EPA 6020B
Beryllium	<0.5	ug/L	06/13/2024	SKJACOBS	EPA 6020B
Calcium	389	mg/L	06/12/2024	SKJACOBS	EPA 6020B
Cadmium	<0.5	ug/L	06/12/2024	SKJACOBS	EPA 6020B
Cobalt	<0.5	ug/L	06/12/2024	SKJACOBS	EPA 6020B
Chromium	<5.0	ug/L	06/12/2024	SKJACOBS	EPA 6020B
Lead	<1.0	ug/L	06/12/2024	SKJACOBS	EPA 6020B
Selenium	<10.0	ug/L	06/13/2024	SKJACOBS	EPA 6020B
Antimony	5.5	ug/L	06/12/2024	SKJACOBS	EPA 6020B
Thallium	<1.0	ug/L	06/12/2024	SKJACOBS	EPA 6020B
Boron	3310	ug/L	06/13/2024	SKJACOBS	EPA 6010D
Lithium	10.1	ug/L	06/13/2024	SKJACOBS	EPA 6010D
Molybdenum	<5.0	ug/L	06/13/2024	SKJACOBS	EPA 6010D
Mercury	<0.2	ug/L	06/17/2024	EUROFINS SAV	EPA 7470
Fluoride	<0.10	mg/L	06/12/2024	KCWELLS	EPA 300.0
Chloride	526	mg/L	06/12/2024	KCWELLS	EPA 300.0
Sulfate	290	mg/L	06/12/2024	KCWELLS	EPA 300.0
Total Dissolved Solids	2489	mg/L	06/13/2024	KRMATHER	SM 2540C
Radium 226	0.507	pCi/L	07/09/2024	GEL	EPA 903.1 Mod
Radium 228	1.36	pCi/L	07/02/2024	GEL	EPA 904.0
Radium 226/228 Combined Calculation	1.867	pCi/L	07/19/2024	SJLEVY	EPA 903.1 Mod
pH	6.68	SU	06/10/2024	ZM/BB	

Comments:

Independent Laboratory Results: "GEL" - GEL Laboratories LLC - Lab ID # 10120; "Test America" - TestAmerica Laboratories, Inc. - Lab ID# 98001; "DavisBrown"- Davis & Brown Lab ID # 21117; "Shealy"- Shealy Environmental Services, Inc.- Lab ID# 32010 "ROGERSCALLCO"- Rogers & Callcot, Inc.- Lab ID # 23105001

Analysis Validated:



Linda Williams - Manager Analytical Services

Validation date: 8/2/24

Authorized Signature Only- Not Valid Unless Signed

SANTEE COOPER ANALYTICAL SERVICES
CERTIFICATE OF ANALYSIS
LAB CERTIFICATION #08552

Sample # AG01429 **Location:** GW Well CAP-7 **Date:** 06/10/2024 **Sample Collector:** ZM/BB
Loc. Code CAP-7 **Time:** 13:15

Analysis	Result	Units	Test Date	Analyst	Method
Arsenic	<5.0	ug/L	06/12/2024	SKJACOBS	EPA 6020B
Barium	32.5	ug/L	06/12/2024	SKJACOBS	EPA 6020B
Beryllium	<0.5	ug/L	06/13/2024	SKJACOBS	EPA 6020B
Calcium	603	mg/L	06/12/2024	SKJACOBS	EPA 6020B
Cadmium	<0.5	ug/L	06/12/2024	SKJACOBS	EPA 6020B
Cobalt	7.4	ug/L	06/12/2024	SKJACOBS	EPA 6020B
Chromium	<5.0	ug/L	06/12/2024	SKJACOBS	EPA 6020B
Lead	<1.0	ug/L	06/12/2024	SKJACOBS	EPA 6020B
Selenium	<10.0	ug/L	06/13/2024	SKJACOBS	EPA 6020B
Antimony	5.4	ug/L	06/12/2024	SKJACOBS	EPA 6020B
Thallium	<1.0	ug/L	06/12/2024	SKJACOBS	EPA 6020B
Boron	21800	ug/L	06/17/2024	SKJACOBS	EPA 6010D
Lithium	<5.0	ug/L	06/13/2024	SKJACOBS	EPA 6010D
Molybdenum	<5.0	ug/L	06/13/2024	SKJACOBS	EPA 6010D
Mercury	<0.2	ug/L	06/17/2024	EUROFINS SAV	EPA 7470
Fluoride	<0.10	mg/L	06/12/2024	KCWELLS	EPA 300.0
Chloride	1210	mg/L	06/12/2024	KCWELLS	EPA 300.0
Sulfate	998	mg/L	06/12/2024	KCWELLS	EPA 300.0
Total Dissolved Solids	4030	mg/L	06/13/2024	KRMATHER	SM 2540C
Radium 226	1.10	pCi/L	07/09/2024	GEL	EPA 903.1 Mod
Radium 228	2.75	pCi/L	07/02/2024	GEL	EPA 904.0
Radium 226/228 Combined Calculation	3.85	pCi/L	07/19/2024	SJLEVY	EPA 903.1 Mod
pH	5.71	SU	06/10/2024	ZM/BB	

Comments:

Independent Laboratory Results: "GEL" - GEL Laboratories LLC - Lab ID # 10120; "Test America" - TestAmerica Laboratories, Inc. - Lab ID# 98001; "DavisBrown"- Davis & Brown Lab ID # 21117; "Shealy"- Shealy Environmental Services, Inc.- Lab ID# 32010 "ROGERSCALLCO"- Rogers & Callcot, Inc.- Lab ID # 23105001

Analysis Validated:  Validation date: 8/2/24
 Linda Williams - Manager Analytical Services

Authorized Signature Only- Not Valid Unless Signed



One Riverwood Drive
P.O. Box 2946101
Moncks Corner, SC 29461-2901
(843) 761-8000

SANTEE COOPER ANALYTICAL SERVICES

CERTIFICATE OF ANALYSIS

LAB CERTIFICATION #08552

Sample # AG01430 **Location:** GW Well CAP-8 **Date:** 06/11/2024 **Sample Collector:** ZM/BB
Loc. Code CAP-8 **Time:** 08:55

Analysis	Result	Units	Test Date	Analyst	Method
Arsenic	<5.0	ug/L	06/18/2024	SKJACOBS	EPA 6020B
Barium	48.9	ug/L	06/18/2024	SKJACOBS	EPA 6020B
Beryllium	<0.5	ug/L	06/18/2024	SKJACOBS	EPA 6020B
Calcium	987	mg/L	06/18/2024	SKJACOBS	EPA 6020B
Cadmium	<0.5	ug/L	06/18/2024	SKJACOBS	EPA 6020B
Cobalt	32.4	ug/L	06/18/2024	SKJACOBS	EPA 6020B
Chromium	<5.0	ug/L	06/18/2024	SKJACOBS	EPA 6020B
Lead	<1.0	ug/L	06/18/2024	SKJACOBS	EPA 6020B
Selenium	<10.0	ug/L	06/18/2024	SKJACOBS	EPA 6020B
Antimony	<5.0	ug/L	06/18/2024	SKJACOBS	EPA 6020B
Thallium	<1.0	ug/L	06/18/2024	SKJACOBS	EPA 6020B
Boron	21600	ug/L	06/17/2024	SKJACOBS	EPA 6010D
Lithium	111	ug/L	06/17/2024	SKJACOBS	EPA 6010D
Molybdenum	<5.0	ug/L	06/17/2024	SKJACOBS	EPA 6010D
Mercury	<0.2	ug/L	06/17/2024	EUROFINS SAV	EPA 7470
Fluoride	0.16	mg/L	06/17/2024	KCWELLS	EPA 300.0
Chloride	1350	mg/L	06/17/2024	KCWELLS	EPA 300.0
Sulfate	1400	mg/L	06/17/2024	KCWELLS	EPA 300.0
Total Dissolved Solids	4952	mg/L	06/17/2024	KRMATHER	SM 2540C
Radium 226	0.504	pCi/L	07/09/2024	GEL	EPA 903.1 Mod
Radium 228	0.765	pCi/L	07/02/2024	GEL	EPA 904.0
Radium 226/228 Combined Calculation	1.269	pCi/L	07/19/2024	SJLEVY	EPA 903.1 Mod
pH	6.47	SU	06/11/2024	ZM/BB	

Comments:

Independent Laboratory Results: "GEL" - GEL Laboratories LLC - Lab ID # 10120; "Test America" - TestAmerica Laboratories, Inc. - Lab ID# 98001; "DavisBrown"- Davis & Brown Lab ID # 21117; "Shealy"- Shealy Environmental Services, Inc.- Lab ID# 32010 "ROGERSCALLCO"- Rogers & Callcot, Inc.- Lab ID # 23105001

Analysis Validated:

Linda Williams - Manager Analytical Services

Validation date: 8/2/24

Authorized Signature Only- Not Valid Unless Signed

SANTEE COOPER ANALYTICAL SERVICES
CERTIFICATE OF ANALYSIS

LAB CERTIFICATION #08552

Sample # AG01431 **Location:** GW Well CAP-9 **Date:** 06/11/2024 **Sample Collector:** ZM/BB
Loc. Code CAP-9 **Time:** 10:09

Analysis	Result	Units	Test Date	Analyst	Method
Arsenic	6.1	ug/L	06/18/2024	SKJACOBS	EPA 6020B
Barium	41.1	ug/L	06/18/2024	SKJACOBS	EPA 6020B
Beryllium	18.6	ug/L	06/18/2024	SKJACOBS	EPA 6020B
Calcium	560	mg/L	06/18/2024	SKJACOBS	EPA 6020B
Cadmium	<0.5	ug/L	06/18/2024	SKJACOBS	EPA 6020B
Cobalt	40.6	ug/L	06/18/2024	SKJACOBS	EPA 6020B
Chromium	<5.0	ug/L	06/18/2024	SKJACOBS	EPA 6020B
Lead	37.9	ug/L	06/18/2024	SKJACOBS	EPA 6020B
Selenium	<10.0	ug/L	06/18/2024	SKJACOBS	EPA 6020B
Antimony	<5.0	ug/L	06/18/2024	SKJACOBS	EPA 6020B
Thallium	<1.0	ug/L	06/18/2024	SKJACOBS	EPA 6020B
Boron	8390	ug/L	06/17/2024	SKJACOBS	EPA 6010D
Lithium	95.7	ug/L	06/17/2024	SKJACOBS	EPA 6010D
Molybdenum	<5.0	ug/L	06/17/2024	SKJACOBS	EPA 6010D
Mercury	0.678	ug/L	06/17/2024	EUROFINS SAV	EPA 7470
Fluoride	1.85	mg/L	06/17/2024	KCWELLS	EPA 300.0
Chloride	1300	mg/L	06/17/2024	KCWELLS	EPA 300.0
Sulfate	742	mg/L	06/17/2024	KCWELLS	EPA 300.0
Total Dissolved Solids	3156	mg/L	06/17/2024	KRMATHER	SM 2540C
Radium 226	0.479	pCi/L	07/09/2024	GEL	EPA 903.1 Mod
Radium 228	5.99	pCi/L	07/02/2024	GEL	EPA 904.0
Radium 226/228 Combined Calculation	6.469	pCi/L	07/19/2024	SJLEVY	EPA 903.1 Mod
pH	3.19	SU	06/11/2024	ZM/BB	

Comments:

Independent Laboratory Results: "GEL" - GEL Laboratories LLC - Lab ID # 10120; "Test America" - TestAmerica Laboratories, Inc. - Lab ID# 98001; "DavisBrown"- Davis & Brown Lab ID # 21117; "Shealy"- Shealy Environmental Services, Inc.- Lab ID# 32010 "ROGERSCALLCO"- Rogers & Callcot, Inc.- Lab ID # 23105001

Analysis Validated:



Linda Williams - Manager Analytical Services

Validation date: 8/2/24

Authorized Signature Only- Not Valid Unless Signed

SANTEE COOPER ANALYTICAL SERVICES
CERTIFICATE OF ANALYSIS
LAB CERTIFICATION #08552

Sample # AG01432 **Location:** GW Well CAP-9 **Date:** 06/11/2024 **Sample Collector:** ZM/BB
Loc. Code CAP-9 **DUP** **Time:** 10:14

Analysis	Result	Units	Test Date	Analyst	Method
Arsenic	6.0	ug/L	06/18/2024	SKJACOBS	EPA 6020B
Barium	41.5	ug/L	06/18/2024	SKJACOBS	EPA 6020B
Beryllium	18.7	ug/L	06/18/2024	SKJACOBS	EPA 6020B
Calcium	561	mg/L	06/18/2024	SKJACOBS	EPA 6020B
Cadmium	<0.5	ug/L	06/18/2024	SKJACOBS	EPA 6020B
Cobalt	40.7	ug/L	06/18/2024	SKJACOBS	EPA 6020B
Chromium	<5.0	ug/L	06/18/2024	SKJACOBS	EPA 6020B
Lead	38.4	ug/L	06/18/2024	SKJACOBS	EPA 6020B
Selenium	<10.0	ug/L	06/18/2024	SKJACOBS	EPA 6020B
Antimony	5.0	ug/L	06/18/2024	SKJACOBS	EPA 6020B
Thallium	<1.0	ug/L	06/18/2024	SKJACOBS	EPA 6020B
Boron	8110	ug/L	06/17/2024	SKJACOBS	EPA 6010D
Lithium	94.5	ug/L	06/17/2024	SKJACOBS	EPA 6010D
Molybdenum	<5.0	ug/L	06/17/2024	SKJACOBS	EPA 6010D
Mercury	0.774	ug/L	06/17/2024	EUROFINS SAV	EPA 7470
Fluoride	2.03	mg/L	06/17/2024	KCWELLS	EPA 300.0
Chloride	1170	mg/L	06/17/2024	KCWELLS	EPA 300.0
Sulfate	676	mg/L	06/17/2024	KCWELLS	EPA 300.0
Total Dissolved Solids	3092	mg/L	06/17/2024	KRMATHER	SM 2540C
Radium 226	1.21	pCi/L	07/09/2024	GEL	EPA 903.1 Mod
Radium 228	3.84	pCi/L	07/02/2024	GEL	EPA 904.0
Radium 226/228 Combined Calculation	5.05	pCi/L	07/19/2024	SJLEVY	EPA 903.1 Mod
pH	***	SU	06/05/2024	ZDMCHENR	

Comments:

Independent Laboratory Results: "GEL" - GEL Laboratories LLC - Lab ID # 10120; "Test America" - TestAmerica Laboratories, Inc. - Lab ID# 98001; "DavisBrown"- Davis & Brown Lab ID # 21117; "Shealy"- Shealy Environmental Services, Inc.- Lab ID# 32010 "ROGERSCALLCO"- Rogers & Callcot, Inc.- Lab ID # 23105001

Analysis Validated:  Validation date: 8/2/24
 Linda Williams - Manager Analytical Services

Authorized Signature Only- Not Valid Unless Signed

SANTEE COOPER ANALYTICAL SERVICES
CERTIFICATE OF ANALYSIS
LAB CERTIFICATION #08552

Sample # AG01433 **Location:** GW Well CAP-10 **Date:** 06/11/2024 **Sample Collector:** ZM/BB
Loc. Code CAP-10 **Time:** 11:27

Analysis	Result	Units	Test Date	Analyst	Method
Arsenic	<5.0	ug/L	06/18/2024	SKJACOBS	EPA 6020B
Barium	94.5	ug/L	06/18/2024	SKJACOBS	EPA 6020B
Beryllium	<0.5	ug/L	06/18/2024	SKJACOBS	EPA 6020B
Calcium	128	mg/L	06/18/2024	SKJACOBS	EPA 6020B
Cadmium	<0.5	ug/L	06/18/2024	SKJACOBS	EPA 6020B
Cobalt	<0.5	ug/L	06/18/2024	SKJACOBS	EPA 6020B
Chromium	<5.0	ug/L	06/18/2024	SKJACOBS	EPA 6020B
Lead	<1.0	ug/L	06/18/2024	SKJACOBS	EPA 6020B
Selenium	<10.0	ug/L	06/18/2024	SKJACOBS	EPA 6020B
Antimony	<5.0	ug/L	06/18/2024	SKJACOBS	EPA 6020B
Thallium	<1.0	ug/L	06/18/2024	SKJACOBS	EPA 6020B
Boron	460	ug/L	06/17/2024	SKJACOBS	EPA 6010D
Lithium	6.43	ug/L	06/17/2024	SKJACOBS	EPA 6010D
Molybdenum	<5.0	ug/L	06/17/2024	SKJACOBS	EPA 6010D
Mercury	<0.2	ug/L	06/17/2024	EUROFINS SAV	EPA 7470
Fluoride	<0.10	mg/L	06/17/2024	KCWELLS	EPA 300.0
Chloride	26.1	mg/L	06/17/2024	KCWELLS	EPA 300.0
Sulfate	7.76	mg/L	06/17/2024	KCWELLS	EPA 300.0
Total Dissolved Solids	610.0	mg/L	06/17/2024	KRMATHER	SM 2540C
Radium 226	0.758	pCi/L	07/09/2024	GEL	EPA 903.1 Mod
Radium 228	0.951	pCi/L	07/02/2024	GEL	EPA 904.0
Radium 226/228 Combined Calculation	1.709	pCi/L	07/19/2024	SJLEVY	EPA 903.1 Mod
pH	6.79	SU	06/11/2024	ZM/BB	

Comments:

Independent Laboratory Results: "GEL" - GEL Laboratories LLC - Lab ID # 10120; "Test America" - TestAmerica Laboratories, Inc. - Lab ID# 98001; "DavisBrown"- Davis & Brown Lab ID # 21117; "Shealy"- Shealy Environmental Services, Inc.- Lab ID# 32010 "ROGERSCALLCO"- Rogers & Callcot, Inc.- Lab ID # 23105001

Analysis Validated:


 Linda Williams - Manager Analytical Services

Validation date:

8/2/24

Authorized Signature Only- Not Valid Unless Signed

SANTEE COOPER ANALYTICAL SERVICES
CERTIFICATE OF ANALYSIS
LAB CERTIFICATION #08552
Sample # AG01439 **Location:** GW Well CCMAP-1 **Date:** 06/19/2024 **Sample Collector:** ZM/BB

Loc. Code CCMAP-1 **Time:** 08:50

Analysis	Result	Units	Test Date	Analyst	Method
Arsenic	<5.0	ug/L	06/26/2024	SKJACOBS	EPA 6020B
Barium	56.2	ug/L	06/26/2024	SKJACOBS	EPA 6020B
Beryllium	<0.5	ug/L	06/26/2024	SKJACOBS	EPA 6020B
Calcium	60.3	mg/L	06/26/2024	SKJACOBS	EPA 6020B
Cadmium	<0.5	ug/L	06/26/2024	SKJACOBS	EPA 6020B
Cobalt	0.79	ug/L	06/26/2024	SKJACOBS	EPA 6020B
Chromium	<5.0	ug/L	06/26/2024	SKJACOBS	EPA 6020B
Lead	<1.0	ug/L	06/26/2024	SKJACOBS	EPA 6020B
Antimony	<5.0	ug/L	06/26/2024	SKJACOBS	EPA 6020B
Selenium	<10.0	ug/L	06/26/2024	SKJACOBS	EPA 6020B
Thallium	<1.0	ug/L	06/26/2024	SKJACOBS	EPA 6020B
Boron	11.9	ug/L	06/25/2024	SKJACOBS	EPA 6010D
Lithium	5.87	ug/L	06/25/2024	SKJACOBS	EPA 6010D
Molybdenum	<5.0	ug/L	06/25/2024	SKJACOBS	EPA 6010D
Mercury	<0.2	ug/L	06/24/2024	EUROFINS SAV	EPA 7470
Fluoride	<0.10	mg/L	06/25/2024	KCWELLS	EPA 300.0
Chloride	5.63	mg/L	06/25/2024	KCWELLS	EPA 300.0
Sulfate	<2.0	mg/L	07/08/2024	KCWELLS	EPA 300.0
Total Dissolved Solids	215.0	mg/L	06/21/2024	KRMATHER	SM 2540C
Radium 226	0.450	pCi/L	07/12/2024	GEL	EPA 903.1 Mod
Radium 228	1.67	pCi/L	07/03/2024	GEL	EPA 904.0
Radium 226/228 Combined Calculation	2.12	pCi/L	07/31/2024	SJLEVY	EPA 903.1 Mod
pH	7.23	SU	06/19/2024	ZM/BB	

Comments:

Independent Laboratory Results: "GEL" - GEL Laboratories LLC - Lab ID # 10120; "Test America" - TestAmerica Laboratories, Inc. - Lab ID# 98001; "DavisBrown"- Davis & Brown Lab ID # 21117; "Shealy"- Shealy Environmental Services, Inc.- Lab ID# 32010 "ROGERSCALLCO"- Rogers & Callcot, Inc.- Lab ID # 23105001

Analysis Validated:



Linda Williams - Manager Analytical Services

Validation date:

8/2/24

Authorized Signature Only- Not Valid Unless Signed

SANTEE COOPER ANALYTICAL SERVICES
CERTIFICATE OF ANALYSIS
LAB CERTIFICATION #08552
Sample # AG01440 **Location:** GW Well CCMAP-2 **Date:** 06/11/2024 **Sample Collector:** ZM/BB

Loc. Code CCMAP-2 **Time:** 13:43

Analysis	Result	Units	Test Date	Analyst	Method
Arsenic	<5.0	ug/L	06/18/2024	SKJACOBS	EPA 6020B
Barium	12.8	ug/L	06/18/2024	SKJACOBS	EPA 6020B
Beryllium	<0.5	ug/L	06/18/2024	SKJACOBS	EPA 6020B
Calcium	6.79	mg/L	06/18/2024	SKJACOBS	EPA 6020B
Cadmium	<0.5	ug/L	06/18/2024	SKJACOBS	EPA 6020B
Cobalt	0.74	ug/L	06/18/2024	SKJACOBS	EPA 6020B
Chromium	<5.0	ug/L	06/18/2024	SKJACOBS	EPA 6020B
Lead	<1.0	ug/L	06/18/2024	SKJACOBS	EPA 6020B
Antimony	5.9	ug/L	06/18/2024	SKJACOBS	EPA 6020B
Selenium	<10.0	ug/L	06/18/2024	SKJACOBS	EPA 6020B
Thallium	<1.0	ug/L	06/18/2024	SKJACOBS	EPA 6020B
Boron	14.9	ug/L	06/17/2024	SKJACOBS	EPA 6010D
Lithium	<5.0	ug/L	06/17/2024	SKJACOBS	EPA 6010D
Molybdenum	<5.0	ug/L	06/17/2024	SKJACOBS	EPA 6010D
Mercury	<0.2	ug/L	06/17/2024	EUROFINS SAV	EPA 7470
Fluoride	<0.10	mg/L	06/17/2024	KCWELLS	EPA 300.0
Chloride	5.80	mg/L	06/17/2024	KCWELLS	EPA 300.0
Sulfate	<2.0	mg/L	06/17/2024	KCWELLS	EPA 300.0
Total Dissolved Solids	42.50	mg/L	06/17/2024	KRMATHER	SM 2540C
Radium 226	0.335	pCi/L	07/09/2024	GEL	EPA 903.1 Mod
Radium 228	-0.0811	pCi/L	07/02/2024	GEL	EPA 904.0
Radium 226/228 Combined Calculation	0.335	pCi/L	07/19/2024	SJLEVY	EPA 903.1 Mod
pH	5.06	SU	06/11/2024	ZM/BB	

Comments:

Independent Laboratory Results: "GEL" - GEL Laboratories LLC - Lab ID # 10120; "Test America" - TestAmerica Laboratories, Inc. - Lab ID# 98001; "DavisBrown"- Davis & Brown Lab ID # 21117; "Shealy"- Shealy Environmental Services, Inc.- Lab ID# 32010 "ROGERSCALLCO"- Rogers & Callcot, Inc.- Lab ID # 23105001

Analysis Validated:



Linda Williams - Manager Analytical Services

Validation date: 8/2/24

Authorized Signature Only- Not Valid Unless Signed

SANTEE COOPER ANALYTICAL SERVICES
CERTIFICATE OF ANALYSIS
LAB CERTIFICATION #08552
Sample # AG01441 **Location:** GW Well CCMAP-3 **Date:** 06/18/2024 **Sample Collector:** ZM/BB

Loc. Code CCMAP-3 **Time:** 08:53

Analysis	Result	Units	Test Date	Analyst	Method
Arsenic	<5.0	ug/L	06/26/2024	SKJACOBS	EPA 6020B
Barium	54.8	ug/L	06/26/2024	SKJACOBS	EPA 6020B
Beryllium	<0.5	ug/L	06/26/2024	SKJACOBS	EPA 6020B
Calcium	934	mg/L	06/26/2024	SKJACOBS	EPA 6020B
Cadmium	<0.5	ug/L	06/26/2024	SKJACOBS	EPA 6020B
Cobalt	1.7	ug/L	06/26/2024	SKJACOBS	EPA 6020B
Chromium	<5.0	ug/L	06/26/2024	SKJACOBS	EPA 6020B
Lead	<1.0	ug/L	06/26/2024	SKJACOBS	EPA 6020B
Antimony	<5.0	ug/L	06/26/2024	SKJACOBS	EPA 6020B
Selenium	<10.0	ug/L	06/26/2024	SKJACOBS	EPA 6020B
Thallium	<1.0	ug/L	06/26/2024	SKJACOBS	EPA 6020B
Boron	21500	ug/L	06/25/2024	SKJACOBS	EPA 6010D
Lithium	55.1	ug/L	06/25/2024	SKJACOBS	EPA 6010D
Molybdenum	<5.0	ug/L	06/25/2024	SKJACOBS	EPA 6010D
Mercury	<0.2	ug/L	06/24/2024	EUROFINS SAV	EPA 7470
Fluoride	<0.10	mg/L	06/25/2024	KCWELLS	EPA 300.0
Chloride	1300	mg/L	06/25/2024	KCWELLS	EPA 300.0
Sulfate	1590	mg/L	07/08/2024	KCWELLS	EPA 300.0
Total Dissolved Solids	4866	mg/L	06/20/2024	KRMATHER	SM 2540C
Radium 226	0.815	pCi/L	07/12/2024	GEL	EPA 903.1 Mod
Radium 228	1.27	pCi/L	07/03/2024	GEL	EPA 904.0
Radium 226/228 Combined Calculation	2.09	pCi/L	07/31/2024	SJLEVY	EPA 903.1 Mod
pH	6.54	SU	06/18/2024	ZM/BB	

Comments:

Independent Laboratory Results: "GEL" - GEL Laboratories LLC - Lab ID # 10120; "Test America" - TestAmerica Laboratories, Inc. - Lab ID# 98001; "DavisBrown"- Davis & Brown Lab ID # 21117; "Shealy"- Shealy Environmental Services, Inc.- Lab ID# 32010 "ROGERSCALLCO"- Rogers & Callcot, Inc.- Lab ID # 23105001

Analysis Validated:



Linda Williams - Manager Analytical Services

Validation date: 8/2/24

Authorized Signature Only- Not Valid Unless Signed

SANTEE COOPER ANALYTICAL SERVICES
CERTIFICATE OF ANALYSIS
LAB CERTIFICATION #08552
Sample # AG01442 **Location:** GW Well CCMAP-4 **Date:** 06/17/2024 **Sample Collector:** ZM/BB

Loc. Code CCMAP-4 **Time:** 11:01

Analysis	Result	Units	Test Date	Analyst	Method
Arsenic	<5.0	ug/L	06/25/2024	SKJACOBS	EPA 6020B
Barium	194	ug/L	06/25/2024	SKJACOBS	EPA 6020B
Beryllium	<0.5	ug/L	06/25/2024	SKJACOBS	EPA 6020B
Calcium	74.6	mg/L	06/25/2024	SKJACOBS	EPA 6020B
Cadmium	<0.5	ug/L	06/25/2024	SKJACOBS	EPA 6020B
Cobalt	7.3	ug/L	06/25/2024	SKJACOBS	EPA 6020B
Chromium	<5.0	ug/L	06/25/2024	SKJACOBS	EPA 6020B
Lead	<1.0	ug/L	06/25/2024	SKJACOBS	EPA 6020B
Antimony	5.7	ug/L	06/25/2024	SKJACOBS	EPA 6020B
Selenium	<10.0	ug/L	06/25/2024	SKJACOBS	EPA 6020B
Thallium	<1.0	ug/L	06/25/2024	SKJACOBS	EPA 6020B
Boron	16.0	ug/L	06/20/2024	SKJACOBS	EPA 6010D
Lithium	<5.0	ug/L	06/20/2024	SKJACOBS	EPA 6010D
Molybdenum	<5.0	ug/L	06/20/2024	SKJACOBS	EPA 6010D
Mercury	<0.2	ug/L	06/25/2024	EUROFINS SAV	EPA 7470
Fluoride	0.13	mg/L	06/25/2024	KCWELLS	EPA 300.0
Chloride	45.6	mg/L	06/25/2024	KCWELLS	EPA 300.0
Sulfate	2.86	mg/L	07/08/2024	KCWELLS	EPA 300.0
Total Dissolved Solids	362.5	mg/L	06/20/2024	KRMATHER	SM 2540C
Radium 226	0.725	pCi/L	07/15/2024	GEL	EPA 903.1 Mod
Radium 228	0.652	pCi/L	07/03/2024	GEL	EPA 904.0
Radium 226/228 Combined Calculation	1.38	pCi/L	07/31/2024	SJLEVY	EPA 903.1 Mod
pH	6.32	SU	06/17/2024	ZM/BB	

Comments:

Independent Laboratory Results: "GEL" - GEL Laboratories LLC - Lab ID # 10120; "Test America" - TestAmerica Laboratories, Inc. - Lab ID# 98001; "DavisBrown"- Davis & Brown Lab ID # 21117; "Shealy"- Shealy Environmental Services, Inc.- Lab ID# 32010 "ROGERSCALLCO"- Rogers & Callcot, Inc.- Lab ID # 23105001

Analysis Validated:



Linda Williams - Manager Analytical Services

Validation date: 8/2/24

Authorized Signature Only- Not Valid Unless Signed

SANTEE COOPER ANALYTICAL SERVICES
CERTIFICATE OF ANALYSIS
LAB CERTIFICATION #08552

Sample # AG01443 **Location:** GW Well CCMAP-4 **Date:** 06/17/2024 **Sample Collector:** ZM/BB
Loc. Code CCMAP-4 **DUP** **Time:** 11:06

Analysis	Result	Units	Test Date	Analyst	Method
Arsenic	<5.0	ug/L	06/25/2024	SKJACOBS	EPA 6020B
Barium	193	ug/L	06/25/2024	SKJACOBS	EPA 6020B
Beryllium	<0.5	ug/L	06/25/2024	SKJACOBS	EPA 6020B
Calcium	74.9	mg/L	06/25/2024	SKJACOBS	EPA 6020B
Cadmium	<0.5	ug/L	06/25/2024	SKJACOBS	EPA 6020B
Cobalt	7.4	ug/L	06/25/2024	SKJACOBS	EPA 6020B
Chromium	<5.0	ug/L	06/25/2024	SKJACOBS	EPA 6020B
Lead	<1.0	ug/L	06/25/2024	SKJACOBS	EPA 6020B
Antimony	<5.0	ug/L	06/25/2024	SKJACOBS	EPA 6020B
Selenium	<10.0	ug/L	06/25/2024	SKJACOBS	EPA 6020B
Thallium	<1.0	ug/L	06/25/2024	SKJACOBS	EPA 6020B
Boron	15.9	ug/L	06/20/2024	SKJACOBS	EPA 6010D
Lithium	<5.0	ug/L	06/20/2024	SKJACOBS	EPA 6010D
Molybdenum	<5.0	ug/L	06/20/2024	SKJACOBS	EPA 6010D
Mercury	<0.2	ug/L	06/25/2024	EUROFINS SAV	EPA 7470
Fluoride	0.13	mg/L	06/25/2024	KCWELLS	EPA 300.0
Chloride	45.1	mg/L	06/25/2024	KCWELLS	EPA 300.0
Sulfate	2.83	mg/L	07/08/2024	KCWELLS	EPA 300.0
Total Dissolved Solids	346.2	mg/L	06/20/2024	KRMATHER	SM 2540C
Radium 226	0.641	pCi/L	07/15/2024	GEL	EPA 903.1 Mod
Radium 228	0.502	pCi/L	07/03/2024	GEL	EPA 904.0
Radium 226/228 Combined Calculation	1.14	pCi/L	07/31/2024	SJLEVY	EPA 903.1 Mod
pH	***	SU	06/05/2024	ZDMCHENR	

Comments:

Independent Laboratory Results: "GEL" - GEL Laboratories LLC - Lab ID # 10120; "Test America" - TestAmerica Laboratories, Inc. - Lab ID# 98001; "DavisBrown"- Davis & Brown Lab ID # 21117; "Shealy"- Shealy Environmental Services, Inc.- Lab ID# 32010 "ROGERSCALLCO"- Rogers & Callcot, Inc.- Lab ID # 23105001

 Analysis Validated:  Validation date: 8/2/24
 Linda Williams - Manager Analytical Services

Authorized Signature Only- Not Valid Unless Signed

SANTEE COOPER ANALYTICAL SERVICES
CERTIFICATE OF ANALYSIS
LAB CERTIFICATION #08552
Sample # AG01444 **Location:** GW Well CCMAP-5 **Date:** 06/17/2024 **Sample Collector:** ZM/BB

Loc. Code CCMAP-5 **Time:** 12:12

Analysis	Result	Units	Test Date	Analyst	Method
Arsenic	<5.0	ug/L	06/25/2024	SKJACOBS	EPA 6020B
Barium	188	ug/L	06/25/2024	SKJACOBS	EPA 6020B
Beryllium	<0.5	ug/L	06/25/2024	SKJACOBS	EPA 6020B
Calcium	118	mg/L	06/25/2024	SKJACOBS	EPA 6020B
Cadmium	<0.5	ug/L	06/25/2024	SKJACOBS	EPA 6020B
Cobalt	4.6	ug/L	06/25/2024	SKJACOBS	EPA 6020B
Chromium	<5.0	ug/L	06/25/2024	SKJACOBS	EPA 6020B
Lead	<1.0	ug/L	06/25/2024	SKJACOBS	EPA 6020B
Antimony	<5.0	ug/L	06/25/2024	SKJACOBS	EPA 6020B
Selenium	<10.0	ug/L	06/25/2024	SKJACOBS	EPA 6020B
Thallium	<1.0	ug/L	06/25/2024	SKJACOBS	EPA 6020B
Boron	12.9	ug/L	06/20/2024	SKJACOBS	EPA 6010D
Lithium	9.46	ug/L	06/20/2024	SKJACOBS	EPA 6010D
Molybdenum	<5.0	ug/L	06/20/2024	SKJACOBS	EPA 6010D
Mercury	<0.2	ug/L	06/25/2024	EUROFINS SAV	EPA 7470
Fluoride	0.11	mg/L	06/25/2024	KCWELLS	EPA 300.0
Chloride	17.6	mg/L	06/25/2024	KCWELLS	EPA 300.0
Sulfate	8.77	mg/L	07/08/2024	KCWELLS	EPA 300.0
Total Dissolved Solids	367.5	mg/L	06/20/2024	KRMATHER	SM 2540C
Radium 226	0.444	pCi/L	07/15/2024	GEL	EPA 903.1 Mod
Radium 228	0.532	pCi/L	07/03/2024	GEL	EPA 904.0
Radium 226/228 Combined Calculation	0.976	pCi/L	07/31/2024	SJLEVY	EPA 903.1 Mod
pH	6.67	SU	06/17/2024	ZM/BB	

Comments:

Independent Laboratory Results: "GEL" - GEL Laboratories LLC - Lab ID # 10120; "Test America" - TestAmerica Laboratories, Inc. - Lab ID# 98001; "DavisBrown"- Davis & Brown Lab ID # 21117; "Shealy"- Shealy Environmental Services, Inc.- Lab ID# 32010 "ROGERSCALLCO"- Rogers & Callcot, Inc.- Lab ID # 23105001

Analysis Validated:



Linda Williams - Manager Analytical Services

Validation date: 8/2/24

Authorized Signature Only- Not Valid Unless Signed

SANTEE COOPER ANALYTICAL SERVICES
CERTIFICATE OF ANALYSIS
LAB CERTIFICATION #08552

Sample # AG01445 **Location:** GW Well CCMAP-6 **Date:** 06/11/2024 **Sample Collector:** ZM/BB
Loc. Code CCMAP-6 **Time:** 14:54

Analysis	Result	Units	Test Date	Analyst	Method
Arsenic	<5.0	ug/L	06/18/2024	SKJACOBS	EPA 6020B
Barium	35.7	ug/L	06/18/2024	SKJACOBS	EPA 6020B
Beryllium	2.9	ug/L	06/18/2024	SKJACOBS	EPA 6020B
Calcium	19.0	mg/L	06/18/2024	SKJACOBS	EPA 6020B
Cadmium	<0.5	ug/L	06/18/2024	SKJACOBS	EPA 6020B
Cobalt	25.3	ug/L	06/18/2024	SKJACOBS	EPA 6020B
Chromium	<5.0	ug/L	06/18/2024	SKJACOBS	EPA 6020B
Lead	2.7	ug/L	06/18/2024	SKJACOBS	EPA 6020B
Antimony	<5.0	ug/L	06/18/2024	SKJACOBS	EPA 6020B
Selenium	<10.0	ug/L	06/18/2024	SKJACOBS	EPA 6020B
Thallium	<1.0	ug/L	06/18/2024	SKJACOBS	EPA 6020B
Boron	15.3	ug/L	06/17/2024	SKJACOBS	EPA 6010D
Lithium	<5.0	ug/L	06/17/2024	SKJACOBS	EPA 6010D
Molybdenum	<5.0	ug/L	06/17/2024	SKJACOBS	EPA 6010D
Mercury	<0.2	ug/L	06/17/2024	EUROFINS SAV	EPA 7470
Fluoride	0.23	mg/L	06/17/2024	KCWELLS	EPA 300.0
Chloride	1.13	mg/L	06/17/2024	KCWELLS	EPA 300.0
Sulfate	64.2	mg/L	06/17/2024	KCWELLS	EPA 300.0
Total Dissolved Solids	121.2	mg/L	06/17/2024	KRMATHER	SM 2540C
Radium 226	0.429	pCi/L	07/09/2024	GEL	EPA 903.1 Mod
Radium 228	0.629	pCi/L	07/02/2024	GEL	EPA 904.0
Radium 226/228 Combined Calculation	1.058	pCi/L	07/19/2024	SJLEVY	EPA 903.1 Mod
pH	4.71	SU	06/11/2024	ZM/BB	

Comments:

Independent Laboratory Results: "GEL" - GEL Laboratories LLC - Lab ID # 10120; "Test America" - TestAmerica Laboratories, Inc. - Lab ID# 98001; "DavisBrown"- Davis & Brown Lab ID # 21117; "Shealy"- Shealy Environmental Services, Inc.- Lab ID# 32010 "ROGERSCALLCO"- Rogers & Callcot, Inc.- Lab ID # 23105001

Analysis Validated:  Validation date: 8/2/24
 Linda Williams - Manager Analytical Services

Authorized Signature Only- Not Valid Unless Signed



One Riverwood Drive
P.O. Box 2946101
Moncks Corner, SC 29461-2901
(843) 761-8000

SANTEE COOPER ANALYTICAL SERVICES

CERTIFICATE OF ANALYSIS

LAB CERTIFICATION #08552

Sample # AG01446 Location: GW Well CCMAP-7 Date: 06/18/2024 Sample Collector: ZM/BB
Loc. Code CCMAP-7 Time: 09:52

Analysis	Result	Units	Test Date	Analyst	Method
Arsenic	<5.0	ug/L	06/26/2024	SKJACOBS	EPA 6020B
Barium	43.5	ug/L	06/26/2024	SKJACOBS	EPA 6020B
Beryllium	<0.5	ug/L	06/26/2024	SKJACOBS	EPA 6020B
Calcium	16.1	mg/L	06/26/2024	SKJACOBS	EPA 6020B
Cadmium	<0.5	ug/L	06/26/2024	SKJACOBS	EPA 6020B
Cobalt	8.3	ug/L	06/26/2024	SKJACOBS	EPA 6020B
Chromium	<5.0	ug/L	06/26/2024	SKJACOBS	EPA 6020B
Lead	<1.0	ug/L	06/26/2024	SKJACOBS	EPA 6020B
Antimony	<5.0	ug/L	06/26/2024	SKJACOBS	EPA 6020B
Selenium	<10.0	ug/L	06/26/2024	SKJACOBS	EPA 6020B
Thallium	<1.0	ug/L	06/26/2024	SKJACOBS	EPA 6020B
Boron	12.2	ug/L	06/25/2024	SKJACOBS	EPA 6010D
Lithium	<5.0	ug/L	06/25/2024	SKJACOBS	EPA 6010D
Molybdenum	<5.0	ug/L	06/25/2024	SKJACOBS	EPA 6010D
Mercury	<0.2	ug/L	06/24/2024	EUROFINS SAV	EPA 7470
Fluoride	0.10	mg/L	06/25/2024	KCWELLS	EPA 300.0
Chloride	9.36	mg/L	06/25/2024	KCWELLS	EPA 300.0
Sulfate	<2.0	mg/L	07/08/2024	KCWELLS	EPA 300.0
Total Dissolved Solids	77.50	mg/L	06/20/2024	KRMATHER	SM 2540C
Radium 226	0.00	pCi/L	07/12/2024	GEL	EPA 903.1 Mod
Radium 228	-0.144	pCi/L	07/03/2024	GEL	EPA 904.0
Radium 226/228 Combined Calculation	0.00	pCi/L	07/31/2024	SJLEVY	EPA 903.1 Mod
pH	5.63	SU	06/18/2024	ZM/BB	

Comments:

Independent Laboratory Results: "GEL" - GEL Laboratories LLC - Lab ID # 10120; "Test America" - TestAmerica Laboratories, Inc. - Lab ID# 98001; "DavisBrown"- Davis & Brown Lab ID # 21117; "Shealy"- Shealy Environmental Services, Inc.- Lab ID# 32010 "ROGERSCALLCO"- Rogers & Callcot, Inc.- Lab ID # 23105001

Analysis Validated:  Validation date: 8/2/24
Linda Williams - Manager Analytical Services

Authorized Signature Only- Not Valid Unless Signed

SANTEE COOPER ANALYTICAL SERVICES
CERTIFICATE OF ANALYSIS
LAB CERTIFICATION #08552
Sample # AG01447 **Location:** GW Well CCMAP-8 **Date:** 06/19/2024 **Sample Collector:** ZM/BB

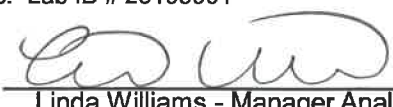
Loc. Code CCMAP-8 **Time:** 09:50

Analysis	Result	Units	Test Date	Analyst	Method
Arsenic	<5.0	ug/L	06/26/2024	SKJACOBS	EPA 6020B
Barium	20.8	ug/L	06/26/2024	SKJACOBS	EPA 6020B
Beryllium	0.79	ug/L	06/26/2024	SKJACOBS	EPA 6020B
Calcium	1.2	mg/L	06/26/2024	SKJACOBS	EPA 6020B
Cadmium	<0.5	ug/L	06/26/2024	SKJACOBS	EPA 6020B
Cobalt	12.2	ug/L	06/26/2024	SKJACOBS	EPA 6020B
Chromium	<5.0	ug/L	06/26/2024	SKJACOBS	EPA 6020B
Lead	<1.0	ug/L	06/26/2024	SKJACOBS	EPA 6020B
Antimony	<5.0	ug/L	06/26/2024	SKJACOBS	EPA 6020B
Selenium	<10.0	ug/L	06/26/2024	SKJACOBS	EPA 6020B
Thallium	<1.0	ug/L	06/26/2024	SKJACOBS	EPA 6020B
Boron	12.1	ug/L	06/25/2024	SKJACOBS	EPA 6010D
Lithium	5.98	ug/L	06/25/2024	SKJACOBS	EPA 6010D
Molybdenum	<5.0	ug/L	06/25/2024	SKJACOBS	EPA 6010D
Mercury	<0.2	ug/L	06/24/2024	EUROFINS SAV	EPA 7470
Fluoride	<0.10	mg/L	06/25/2024	KCWELLS	EPA 300.0
Chloride	5.02	mg/L	06/25/2024	KCWELLS	EPA 300.0
Sulfate	<2.0	mg/L	07/08/2024	KCWELLS	EPA 300.0
Total Dissolved Solids	51.25	mg/L	06/21/2024	KRMATHER	SM 2540C
Radium 226	0.550	pCi/L	07/12/2024	GEL	EPA 903.1 Mod
Radium 228	-0.176	pCi/L	07/03/2024	GEL	EPA 904.0
Radium 226/228 Combined Calculation	0.374	pCi/L	07/31/2024	SJLEVY	EPA 903.1 Mod
pH	4.85	SU	06/19/2024	ZM/BB	

Comments:

Independent Laboratory Results: "GEL" - GEL Laboratories LLC - Lab ID # 10120; "Test America" - TestAmerica Laboratories, Inc. - Lab ID# 98001; "DavisBrown"- Davis & Brown Lab ID # 21117; "Shealy"- Shealy Environmental Services, Inc.- Lab ID# 32010 "ROGERSCALLCO"- Rogers & Callcot, Inc.- Lab ID # 23105001

Analysis Validated:



Linda Williams - Manager Analytical Services

Validation date: 8/2/24

Authorized Signature Only- Not Valid Unless Signed



One Riverwood Drive
 P.O. Box 2946101
 Moncks Corner, SC 29461-2901
 (843) 761-8000

SANTEE COOPER ANALYTICAL SERVICES

CERTIFICATE OF ANALYSIS

LAB CERTIFICATION #08552

Sample # AG10539 **Location:** GW Well CAP-9 **Date:** 09/11/2024 **Sample Collector:** MDG/AGP

Loc. Code CAP-9 **Time:** 17:00

Analysis	Result	Units	Test Date	Analyst	Method
Lead	14.1	ug/L	10/09/2024	SKJACOBS	EPA 6020B

Comments:

Independent Laboratory Results: "GEL" - GEL Laboratories LLC - Lab ID # 10120; "Test America" - TestAmerica Laboratories, Inc. - Lab ID# 98001; "DavisBrown"- Davis & Brown Lab ID # 21117; "Shealy"- Shealy Environmental Services, Inc.- Lab ID# 32010 "ROGERSCALLCO"- Rogers & Callcot, Inc.- Lab ID # 23105001

Analysis Validated:

Validation date: 10/30/24

Linda Williams - Manager Analytical Services

Authorized Signature Only- Not Valid Unless Signed

SANTEE COOPER ANALYTICAL SERVICES

CERTIFICATE OF ANALYSIS

LAB CERTIFICATION #08552

Sample # AG01448 Location: GW Well CCMAP-9 Date: 06/17/2024 Sample Collector: ZM/BB

Loc. Code CCMAP-9 Time: 14:27

Analysis	Result	Units	Test Date	Analyst	Method
Arsenic	<5.0	ug/L	06/25/2024	SKJACOBS	EPA 6020B
Barium	95.1	ug/L	06/25/2024	SKJACOBS	EPA 6020B
Beryllium	<0.5	ug/L	06/25/2024	SKJACOBS	EPA 6020B
Calcium	3.1	mg/L	06/25/2024	SKJACOBS	EPA 6020B
Cadmium	<0.5	ug/L	06/25/2024	SKJACOBS	EPA 6020B
Cobalt	12.3	ug/L	06/25/2024	SKJACOBS	EPA 6020B
Chromium	<5.0	ug/L	06/25/2024	SKJACOBS	EPA 6020B
Lead	1.2	ug/L	06/25/2024	SKJACOBS	EPA 6020B
Antimony	<5.0	ug/L	06/25/2024	SKJACOBS	EPA 6020B
Selenium	<10.0	ug/L	06/25/2024	SKJACOBS	EPA 6020B
Thallium	<1.0	ug/L	06/25/2024	SKJACOBS	EPA 6020B
Boron	18.0	ug/L	06/20/2024	SKJACOBS	EPA 6010D
Lithium	<5.0	ug/L	06/20/2024	SKJACOBS	EPA 6010D
Molybdenum	<5.0	ug/L	06/20/2024	SKJACOBS	EPA 6010D
Mercury	<0.2	ug/L	06/25/2024	EUROFINS SAV	EPA 7470
Fluoride	<0.10	mg/L	06/25/2024	KCWELLS	EPA 300.0
Chloride	13.0	mg/L	06/25/2024	KCWELLS	EPA 300.0
Sulfate	<2.0	mg/L	07/08/2024	KCWELLS	EPA 300.0
Total Dissolved Solids	62.50	mg/L	06/20/2024	KRMATHER	SM 2540C
Radium 226	0.844	pCi/L	07/15/2024	GEL	EPA 903.1 Mod
Radium 228	1.04	pCi/L	07/03/2024	GEL	EPA 904.0
Radium 226/228 Combined Calculation	1.88	pCi/L	07/31/2024	SJLEVY	EPA 903.1 Mod
pH	4.74	SU	06/17/2024	ZM/BB	

Comments:

Independent Laboratory Results: "GEL" - GEL Laboratories LLC - Lab ID # 10120; "Test America" - TestAmerica Laboratories, Inc. - Lab ID# 98001; "DavisBrown"- Davis & Brown Lab ID # 21117; "Shealy"- Shealy Environmental Services, Inc.- Lab ID# 32010 "ROGERSCALLCO"- Rogers & Callcot, Inc.- Lab ID # 23105001

Analysis Validated:



Linda Williams - Manager Analytical Services

Validation date:

8/2/24

Authorized Signature Only- Not Valid Unless Signed

SANTEE COOPER ANALYTICAL SERVICES
CERTIFICATE OF ANALYSIS
LAB CERTIFICATION #08552

Sample # AG01449 **Location:** GW Well CCMAP-10 **Date:** 06/19/2024 **Sample Collector:** ZM/BB
Loc. Code CCMAP-10 **Time:** 10:50

Analysis	Result	Units	Test Date	Analyst	Method
Arsenic	<5.0	ug/L	06/26/2024	SKJACOBS	EPA 6020B
Barium	37.9	ug/L	06/26/2024	SKJACOBS	EPA 6020B
Beryllium	<0.5	ug/L	06/26/2024	SKJACOBS	EPA 6020B
Calcium	3.1	mg/L	06/26/2024	SKJACOBS	EPA 6020B
Cadmium	<0.5	ug/L	06/26/2024	SKJACOBS	EPA 6020B
Cobalt	9.4	ug/L	06/26/2024	SKJACOBS	EPA 6020B
Chromium	<5.0	ug/L	06/26/2024	SKJACOBS	EPA 6020B
Lead	<1.0	ug/L	06/26/2024	SKJACOBS	EPA 6020B
Antimony	<5.0	ug/L	06/26/2024	SKJACOBS	EPA 6020B
Selenium	<10.0	ug/L	06/26/2024	SKJACOBS	EPA 6020B
Thallium	<1.0	ug/L	06/26/2024	SKJACOBS	EPA 6020B
Boron	11.6	ug/L	06/25/2024	SKJACOBS	EPA 6010D
Lithium	<5.0	ug/L	06/25/2024	SKJACOBS	EPA 6010D
Molybdenum	<5.0	ug/L	06/25/2024	SKJACOBS	EPA 6010D
Mercury	<0.2	ug/L	06/24/2024	EUROFINS SAV	EPA 7470
Fluoride	<0.10	mg/L	06/25/2024	KCWELLS	EPA 300.0
Chloride	5.38	mg/L	06/25/2024	KCWELLS	EPA 300.0
Sulfate	<2.0	mg/L	07/08/2024	KCWELLS	EPA 300.0
Total Dissolved Solids	56.25	mg/L	06/21/2024	KRMATHER	SM 2540C
Radium 226	0.307	pCi/L	07/12/2024	GEL	EPA 903.1 Mod
Radium 228	2.04	pCi/L	07/03/2024	GEL	EPA 904.0
Radium 226/228 Combined Calculation	2.35	pCi/L	07/31/2024	SJLEVY	EPA 903.1 Mod
pH	5.31	SU	06/19/2024	ZM/BB	

Comments:

Independent Laboratory Results: "GEL" - GEL Laboratories LLC - Lab ID # 10120; "Test America" - TestAmerica Laboratories, Inc. - Lab ID# 98001; "DavisBrown"- Davis & Brown Lab ID # 21117; "Shealy"- Shealy Environmental Services, Inc.- Lab ID# 32010 "ROGERSCALLCO"- Rogers & Callcot, Inc.- Lab ID # 23105001

Analysis Validated:  Validation date: 8/2/24
 Linda Williams - Manager Analytical Services

Authorized Signature Only- Not Valid Unless Signed

SANTEE COOPER ANALYTICAL SERVICES
CERTIFICATE OF ANALYSIS
LAB CERTIFICATION #08552
Sample # AG01450 **Location:** GW Well CCMAP-11 **Date:** 06/18/2024 **Sample Collector:** ZM/BB

Loc. Code CCMAP-11 **Time:** 13:43

Analysis	Result	Units	Test Date	Analyst	Method
Arsenic	<5.0	ug/L	06/26/2024	SKJACOBS	EPA 6020B
Barium	72.9	ug/L	06/26/2024	SKJACOBS	EPA 6020B
Beryllium	<0.5	ug/L	06/26/2024	SKJACOBS	EPA 6020B
Calcium	64.0	mg/L	06/26/2024	SKJACOBS	EPA 6020B
Cadmium	<0.5	ug/L	06/26/2024	SKJACOBS	EPA 6020B
Cobalt	0.74	ug/L	06/26/2024	SKJACOBS	EPA 6020B
Chromium	<5.0	ug/L	06/26/2024	SKJACOBS	EPA 6020B
Lead	<1.0	ug/L	06/26/2024	SKJACOBS	EPA 6020B
Antimony	<5.0	ug/L	06/26/2024	SKJACOBS	EPA 6020B
Selenium	<10.0	ug/L	06/26/2024	SKJACOBS	EPA 6020B
Thallium	<1.0	ug/L	06/26/2024	SKJACOBS	EPA 6020B
Boron	12.1	ug/L	06/25/2024	SKJACOBS	EPA 6010D
Lithium	10.4	ug/L	06/25/2024	SKJACOBS	EPA 6010D
Molybdenum	<5.0	ug/L	06/25/2024	SKJACOBS	EPA 6010D
Mercury	<0.2	ug/L	06/24/2024	EUROFINS SAV	EPA 7470
Fluoride	<0.10	mg/L	06/25/2024	KCWELLS	EPA 300.0
Chloride	6.85	mg/L	06/25/2024	KCWELLS	EPA 300.0
Sulfate	<2.0	mg/L	07/08/2024	KCWELLS	EPA 300.0
Total Dissolved Solids	202.5	mg/L	06/20/2024	KRMATHER	SM 2540C
Radium 226	0.672	pCi/L	07/12/2024	GEL	EPA 903.1 Mod
Radium 228	0.283	pCi/L	07/03/2024	GEL	EPA 904.0
Radium 226/228 Combined Calculation	0.955	pCi/L	07/31/2024	SJLEVY	EPA 903.1 Mod
pH	7.04	SU	06/18/2024	ZM/BB	

Comments:

Independent Laboratory Results: "GEL" - GEL Laboratories LLC - Lab ID # 10120; "Test America" - TestAmerica Laboratories, Inc. - Lab ID# 98001; "DavisBrown"- Davis & Brown Lab ID # 21117; "Shealy"- Shealy Environmental Services, Inc.- Lab ID# 32010 "ROGERSCALLCO"- Rogers & Callcot, Inc.- Lab ID # 23105001

Analysis Validated:



Linda Williams - Manager Analytical Services

Validation date: 8/2/24

Authorized Signature Only- Not Valid Unless Signed

SANTEE COOPER ANALYTICAL SERVICES
CERTIFICATE OF ANALYSIS
LAB CERTIFICATION #08552
Sample # AG01451 **Location:** GW Well CCMAP-12 **Date:** 06/18/2024 **Sample Collector:** ZM/BB

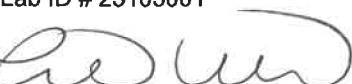
Loc. Code CCMAP-12 **Time:** 11:46

Analysis	Result	Units	Test Date	Analyst	Method
Arsenic	<5.0	ug/L	06/26/2024	SKJACOBS	EPA 6020B
Barium	68.6	ug/L	06/26/2024	SKJACOBS	EPA 6020B
Beryllium	<0.5	ug/L	06/26/2024	SKJACOBS	EPA 6020B
Calcium	18.4	mg/L	06/26/2024	SKJACOBS	EPA 6020B
Cadmium	<0.5	ug/L	06/26/2024	SKJACOBS	EPA 6020B
Cobalt	0.78	ug/L	06/26/2024	SKJACOBS	EPA 6020B
Chromium	<5.0	ug/L	06/26/2024	SKJACOBS	EPA 6020B
Lead	<1.0	ug/L	06/26/2024	SKJACOBS	EPA 6020B
Antimony	<5.0	ug/L	06/26/2024	SKJACOBS	EPA 6020B
Selenium	<10.0	ug/L	06/26/2024	SKJACOBS	EPA 6020B
Thallium	<1.0	ug/L	06/26/2024	SKJACOBS	EPA 6020B
Boron	17.3	ug/L	06/25/2024	SKJACOBS	EPA 6010D
Lithium	15.0	ug/L	06/25/2024	SKJACOBS	EPA 6010D
Molybdenum	<5.0	ug/L	06/25/2024	SKJACOBS	EPA 6010D
Mercury	<0.2	ug/L	06/24/2024	EUROFINS SAV	EPA 7470
Fluoride	<0.10	mg/L	06/25/2024	KCWELLS	EPA 300.0
Chloride	10.9	mg/L	06/25/2024	KCWELLS	EPA 300.0
Sulfate	<2.0	mg/L	07/08/2024	KCWELLS	EPA 300.0
Total Dissolved Solids	137.5	mg/L	06/20/2024	KRMATHER	SM 2540C
Radium 226	0.654	pCi/L	07/15/2024	GEL	EPA 903.1 Mod
Radium 228	0.367	pCi/L	07/03/2024	GEL	EPA 904.0
Radium 226/228 Combined Calculation	1.02	pCi/L	07/31/2024	SJLEVY	EPA 903.1 Mod
pH	5.68	SU	06/18/2024	ZM/BB	

Comments:

Independent Laboratory Results: "GEL" - GEL Laboratories LLC - Lab ID # 10120; "Test America" - TestAmerica Laboratories, Inc. - Lab ID# 98001; "DavisBrown"- Davis & Brown Lab ID # 21117; "Shealy"- Shealy Environmental Services, Inc.- Lab ID# 32010 "ROGERSCALLCO"- Rogers & Callcot, Inc.- Lab ID # 23105001

Analysis Validated:



Linda Williams - Manager Analytical Services

Validation date: 8/2/24

Authorized Signature Only- Not Valid Unless Signed

SANTEE COOPER ANALYTICAL SERVICES
CERTIFICATE OF ANALYSIS
LAB CERTIFICATION #08552

Sample # AG01452 **Location:** GW Well CCMAP-13 **Date:** 06/18/2024 **Sample Collector:** ZM/BB
Loc. Code CCMAP-13 **Time:** 12:39

Analysis	Result	Units	Test Date	Analyst	Method
Arsenic	<5.0	ug/L	06/26/2024	SKJACOBS	EPA 6020B
Barium	54.6	ug/L	06/26/2024	SKJACOBS	EPA 6020B
Beryllium	<0.5	ug/L	06/26/2024	SKJACOBS	EPA 6020B
Calcium	663	mg/L	06/26/2024	SKJACOBS	EPA 6020B
Cadmium	<0.5	ug/L	06/26/2024	SKJACOBS	EPA 6020B
Cobalt	9.2	ug/L	06/26/2024	SKJACOBS	EPA 6020B
Chromium	<5.0	ug/L	06/26/2024	SKJACOBS	EPA 6020B
Lead	<1.0	ug/L	06/26/2024	SKJACOBS	EPA 6020B
Antimony	<5.0	ug/L	06/26/2024	SKJACOBS	EPA 6020B
Selenium	<10.0	ug/L	06/26/2024	SKJACOBS	EPA 6020B
Thallium	<1.0	ug/L	06/26/2024	SKJACOBS	EPA 6020B
Boron	11000	ug/L	06/25/2024	SKJACOBS	EPA 6010D
Lithium	33.2	ug/L	06/25/2024	SKJACOBS	EPA 6010D
Molybdenum	<5.0	ug/L	06/25/2024	SKJACOBS	EPA 6010D
Mercury	<0.2	ug/L	06/24/2024	EUROFINS SAV	EPA 7470
Fluoride	0.10	mg/L	06/25/2024	KCWELLS	EPA 300.0
Chloride	870	mg/L	07/08/2024	KCWELLS	EPA 300.0
Sulfate	855	mg/L	07/08/2024	KCWELLS	EPA 300.0
Total Dissolved Solids	3436	mg/L	06/20/2024	KRMATHER	SM 2540C
Radium 226	0.478	pCi/L	07/15/2024	GEL	EPA 903.1 Mod
Radium 228	0.386	pCi/L	07/03/2024	GEL	EPA 904.0
Radium 226/228 Combined Calculation	0.864	pCi/L	07/31/2024	SJLEVY	EPA 903.1 Mod
pH	6.61	SU	06/18/2024	ZM/BB	

Comments:

Independent Laboratory Results: "GEL" - GEL Laboratories LLC - Lab ID # 10120; "Test America" - TestAmerica Laboratories, Inc. - Lab ID# 98001; "DavisBrown"- Davis & Brown Lab ID # 21117; "Shealy"- Shealy Environmental Services, Inc.- Lab ID# 32010 "ROGERSCALLCO"- Rogers & Callcot, Inc.- Lab ID # 23105001

Analysis Validated:  Validation date: 8/2/24
 Linda Williams - Manager Analytical Services

Authorized Signature Only- Not Valid Unless Signed

SANTEE COOPER ANALYTICAL SERVICES
CERTIFICATE OF ANALYSIS
LAB CERTIFICATION #08552
Sample # AG01453 **Location:** GW Well CCMAP-14 **Date:** 06/18/2024 **Sample Collector:** ZM/BB

Loc. Code CCMAP-14 **Time:** 10:47

Analysis	Result	Units	Test Date	Analyst	Method
Arsenic	<5.0	ug/L	06/26/2024	SKJACOBS	EPA 6020B
Barium	66.0	ug/L	06/26/2024	SKJACOBS	EPA 6020B
Beryllium	<0.5	ug/L	06/26/2024	SKJACOBS	EPA 6020B
Calcium	75.5	mg/L	06/26/2024	SKJACOBS	EPA 6020B
Cadmium	<0.5	ug/L	06/26/2024	SKJACOBS	EPA 6020B
Cobalt	16.4	ug/L	06/26/2024	SKJACOBS	EPA 6020B
Chromium	<5.0	ug/L	06/26/2024	SKJACOBS	EPA 6020B
Lead	<1.0	ug/L	06/26/2024	SKJACOBS	EPA 6020B
Antimony	5.5	ug/L	06/26/2024	SKJACOBS	EPA 6020B
Selenium	<10.0	ug/L	06/26/2024	SKJACOBS	EPA 6020B
Thallium	<1.0	ug/L	06/26/2024	SKJACOBS	EPA 6020B
Boron	20.4	ug/L	06/25/2024	SKJACOBS	EPA 6010D
Lithium	<5.0	ug/L	06/25/2024	SKJACOBS	EPA 6010D
Molybdenum	<5.0	ug/L	06/25/2024	SKJACOBS	EPA 6010D
Mercury	<0.2	ug/L	06/24/2024	EUROFINS SAV	EPA 7470
Fluoride	<0.10	mg/L	06/25/2024	KCWELLS	EPA 300.0
Chloride	13.1	mg/L	06/25/2024	KCWELLS	EPA 300.0
Sulfate	<2.0	mg/L	07/08/2024	KCWELLS	EPA 300.0
Total Dissolved Solids	237.5	mg/L	06/20/2024	KRMATHER	SM 2540C
Radium 226	0.744	pCi/L	07/15/2024	GEL	EPA 903.1 Mod
Radium 228	0.736	pCi/L	07/03/2024	GEL	EPA 904.0
Radium 226/228 Combined Calculation	1.48	pCi/L	07/31/2024	SJLEVY	EPA 903.1 Mod
pH	6.42	SU	06/18/2024	ZM/BB	

Comments:

Independent Laboratory Results: "GEL" - GEL Laboratories LLC - Lab ID # 10120; "Test America" - TestAmerica Laboratories, Inc. - Lab ID# 98001; "DavisBrown"- Davis & Brown Lab ID # 21117; "Shealy"- Shealy Environmental Services, Inc.- Lab ID# 32010 "ROGERSCALLCO"- Rogers & Callcot, Inc.- Lab ID # 23105001

 Analysis Validated:  Validation date: 8/2/24
 Linda Williams - Manager Analytical Services

Authorized Signature Only- Not Valid Unless Signed

1
2
3
4
5
6
7
8
9
10
11
12
13
14

ANALYTICAL REPORT

PREPARED FOR

Attn: Linda Williams
South Carolina Public Service Authority
Santee Cooper
PO BOX 2946101
Moncks Corner, South Carolina 29461-2901

Generated 1/26/2024 8:57:33 AM

JOB DESCRIPTION

125915/JM02.08.G02.3/36500

JOB NUMBER

680-245807-1

Eurofins Savannah

Job Notes

This report may not be reproduced except in full, and with written approval from the laboratory. The results relate only to the samples tested. For questions please contact the Project Manager at the e-mail address or telephone number listed on this page.

The test results in this report relate only to the samples as received by the laboratory and will meet all requirements of the methodology, with any exceptions noted. This report shall not be reproduced except in full, without the express written approval of the laboratory. All questions should be directed to the Eurofins Environment Testing Southeast, LLC Project Manager.

Authorization



Generated
1/26/2024 8:57:33 AM

Authorized for release by
Jerry Lanier, Project Manager I
Jerry.Lanier@et.eurofinsus.com
(912)250-0281



Table of Contents

Cover Page	1
Table of Contents	3
Case Narrative	4
Sample Summary	5
Method Summary	6
Definitions	7
Detection Summary	8
Client Sample Results	10
QC Sample Results	30
QC Association	31
Chronicle	32
Chain of Custody	36
Receipt Checklists	38
Certification Summary	39

Case Narrative

Client: South Carolina Public Service Authority
Project: 125915/JM02.08.G02.3/36500

Job ID: 680-245807-1

Job ID: 680-245807-1

Eurofins Savannah

Job Narrative 680-245807-1

Analytical test results meet all requirements of the associated regulatory program listed on the Accreditation/Certification Summary Page unless otherwise noted under the individual analysis. Data qualifiers are applied to indicate exceptions. Noncompliant quality control (QC) is further explained in narrative comments.

- Matrix QC may not be reported if insufficient sample or site-specific QC samples were not submitted. In these situations, to demonstrate precision and accuracy at a batch level, a LCS/LCSD may be performed, unless otherwise specified in the method.
- Surrogate and/or isotope dilution analyte recoveries (if applicable) which are outside of the QC window are confirmed unless attributed to a dilution or otherwise noted in the narrative.

Regulated compliance samples (e.g. SDWA, NPDES) must comply with the associated agency requirements/permits.

Receipt

The samples were received on 1/23/2024 12:00 PM. Unless otherwise noted below, the samples arrived in good condition, and, where required, properly preserved and on ice. The temperature of the cooler at receipt time was 17.6°C

Metals

No additional analytical or quality issues were noted, other than those described above or in the Definitions/ Glossary page.

Eurofins Savannah

Sample Summary

Client: South Carolina Public Service Authority
Project/Site: 125915/JM02.08.G02.3/36500

Job ID: 680-245807-1

Lab Sample ID	Client Sample ID	Matrix	Collected	Received
680-245807-1	AF87763	Water	01/11/24 12:02	01/23/24 12:00
680-245807-2	AF87761	Water	01/11/24 13:23	01/23/24 12:00
680-245807-3	AF87762	Water	01/11/24 13:28	01/23/24 12:00
680-245807-4	AF88958	Water	01/11/24 14:39	01/23/24 12:00
680-245807-5	AF87760	Water	01/16/24 09:17	01/23/24 12:00
680-245807-6	AF87759	Water	01/16/24 10:22	01/23/24 12:00
680-245807-7	AF87758	Water	01/16/24 11:08	01/23/24 12:00
680-245807-8	AF87757	Water	01/16/24 12:19	01/23/24 12:00
680-245807-9	AF87756	Water	01/16/24 13:46	01/23/24 12:00
680-245807-10	AF87766	Water	01/17/24 10:43	01/23/24 12:00
680-245807-11	AF87772	Water	01/17/24 12:26	01/23/24 12:00
680-245807-12	AF87773	Water	01/17/24 12:31	01/23/24 12:00
680-245807-13	AF87774	Water	01/17/24 14:04	01/23/24 12:00
680-245807-14	AF87775	Water	01/17/24 15:20	01/23/24 12:00
680-245807-15	AF87770	Water	01/18/24 09:28	01/23/24 12:00
680-245807-16	AF87782	Water	01/18/24 10:23	01/23/24 12:00
680-245807-17	AF87781	Water	01/18/24 11:30	01/23/24 12:00
680-245807-18	AF87771	Water	01/18/24 12:45	01/23/24 12:00
680-245807-19	AF87776	Water	01/18/24 13:51	01/23/24 12:00
680-245807-20	AF87783	Water	01/18/24 14:53	01/23/24 12:00



Method Summary

Client: South Carolina Public Service Authority
Project/Site: 125915/JM02.08.G02.3/36500

Job ID: 680-245807-1

Method	Method Description	Protocol	Laboratory
7470A	Mercury (CVAA)	SW846	EET SAV
7470A	Preparation, Mercury	SW846	EET SAV

Protocol References:

SW846 = "Test Methods For Evaluating Solid Waste, Physical/Chemical Methods", Third Edition, November 1986 And Its Updates.

Laboratory References:

EET SAV = Eurofins Savannah, 5102 LaRoche Avenue, Savannah, GA 31404, TEL (912)354-7858



Definitions/Glossary

Client: South Carolina Public Service Authority
Project/Site: 125915/JM02.08.G02.3/36500

Job ID: 680-245807-1

Qualifiers

Metals

Qualifier	Qualifier Description
U	Indicates the analyte was analyzed for but not detected.

Glossary

Abbreviation	These commonly used abbreviations may or may not be present in this report.
α	Listed under the "D" column to designate that the result is reported on a dry weight basis
%R	Percent Recovery
CFL	Contains Free Liquid
CFU	Colony Forming Unit
CNF	Contains No Free Liquid
DER	Duplicate Error Ratio (normalized absolute difference)
Dil Fac	Dilution Factor
DL	Detection Limit (DoD/DOE)
DL, RA, RE, IN	Indicates a Dilution, Re-analysis, Re-extraction, or additional Initial metals/anion analysis of the sample
DLC	Decision Level Concentration (Radiochemistry)
EDL	Estimated Detection Limit (Dioxin)
LOD	Limit of Detection (DoD/DOE)
LOQ	Limit of Quantitation (DoD/DOE)
MCL	EPA recommended "Maximum Contaminant Level"
MDA	Minimum Detectable Activity (Radiochemistry)
MDC	Minimum Detectable Concentration (Radiochemistry)
MDL	Method Detection Limit
ML	Minimum Level (Dioxin)
MPN	Most Probable Number
MQL	Method Quantitation Limit
NC	Not Calculated
ND	Not Detected at the reporting limit (or MDL or EDL if shown)
NEG	Negative / Absent
POS	Positive / Present
PQL	Practical Quantitation Limit
PRES	Presumptive
QC	Quality Control
RER	Relative Error Ratio (Radiochemistry)
RL	Reporting Limit or Requested Limit (Radiochemistry)
RPD	Relative Percent Difference, a measure of the relative difference between two points
TEF	Toxicity Equivalent Factor (Dioxin)
TEQ	Toxicity Equivalent Quotient (Dioxin)
TNTC	Too Numerous To Count

Detection Summary

Client: South Carolina Public Service Authority
Project/Site: 125915/JM02.08.G02.3/36500

Job ID: 680-245807-1

Client Sample ID: AF87763	Lab Sample ID: 680-245807-1
No Detections.	
Client Sample ID: AF87761	Lab Sample ID: 680-245807-2
No Detections.	
Client Sample ID: AF87762	Lab Sample ID: 680-245807-3
No Detections.	
Client Sample ID: AF88958	Lab Sample ID: 680-245807-4
No Detections.	
Client Sample ID: AF87760	Lab Sample ID: 680-245807-5
No Detections.	
Client Sample ID: AF87759	Lab Sample ID: 680-245807-6
No Detections.	
Client Sample ID: AF87758	Lab Sample ID: 680-245807-7
No Detections.	
Client Sample ID: AF87757	Lab Sample ID: 680-245807-8
No Detections.	
Client Sample ID: AF87756	Lab Sample ID: 680-245807-9
No Detections.	
Client Sample ID: AF87766	Lab Sample ID: 680-245807-10
No Detections.	
Client Sample ID: AF87772	Lab Sample ID: 680-245807-11
No Detections.	
Client Sample ID: AF87773	Lab Sample ID: 680-245807-12
No Detections.	
Client Sample ID: AF87774	Lab Sample ID: 680-245807-13
No Detections.	
Client Sample ID: AF87775	Lab Sample ID: 680-245807-14
No Detections.	
Client Sample ID: AF87770	Lab Sample ID: 680-245807-15
No Detections.	
Client Sample ID: AF87782	Lab Sample ID: 680-245807-16
No Detections.	

This Detection Summary does not include radiochemical test results.

Eurofins Savannah

Detection Summary

Client: South Carolina Public Service Authority
Project/Site: 125915/JM02.08.G02.3/36500

Job ID: 680-245807-1

Client Sample ID: AF87781

Lab Sample ID: 680-245807-17

No Detections.

Client Sample ID: AF87771

Lab Sample ID: 680-245807-18

No Detections.

Client Sample ID: AF87776

Lab Sample ID: 680-245807-19

No Detections.

Client Sample ID: AF87783

Lab Sample ID: 680-245807-20

No Detections.

- 1
- 2
- 3
- 4
- 5
- 6
- 7
- 8
- 9
- 10
- 11
- 12
- 13
- 14

This Detection Summary does not include radiochemical test results.

Eurofins Savannah

Client Sample Results

Client: South Carolina Public Service Authority
Project/Site: 125915/JM02.08.G02.3/36500

Job ID: 680-245807-1

Client Sample ID: AF87763

Lab Sample ID: 680-245807-1

Date Collected: 01/11/24 12:02

Matrix: Water

Date Received: 01/23/24 12:00

Method: SW846 7470A - Mercury (CVAA)

Analyte	Result	Qualifier	RL	MDL	Unit	D	Prepared	Analyzed	Dil Fac
Mercury	0.200	U	0.200		ug/L		01/25/24 12:23	01/25/24 18:30	1

- 1
- 2
- 3
- 4
- 5
- 6
- 7
- 8
- 9
- 10
- 11
- 12
- 13
- 14

Client Sample Results

Client: South Carolina Public Service Authority
Project/Site: 125915/JM02.08.G02.3/36500

Job ID: 680-245807-1

Client Sample ID: AF87761

Lab Sample ID: 680-245807-2

Date Collected: 01/11/24 13:23

Matrix: Water

Date Received: 01/23/24 12:00

Method: SW846 7470A - Mercury (CVAA)

Analyte	Result	Qualifier	RL	MDL	Unit	D	Prepared	Analyzed	Dil Fac
Mercury	0.200	U	0.200		ug/L		01/25/24 12:23	01/25/24 18:36	1

- 1
- 2
- 3
- 4
- 5
- 6
- 7
- 8
- 9
- 10
- 11
- 12
- 13
- 14

Client Sample Results

Client: South Carolina Public Service Authority
Project/Site: 125915/JM02.08.G02.3/36500

Job ID: 680-245807-1

Client Sample ID: AF87762

Lab Sample ID: 680-245807-3

Date Collected: 01/11/24 13:28

Matrix: Water

Date Received: 01/23/24 12:00

Method: SW846 7470A - Mercury (CVAA)

Analyte	Result	Qualifier	RL	MDL	Unit	D	Prepared	Analyzed	Dil Fac
Mercury	0.200	U	0.200		ug/L		01/25/24 12:23	01/25/24 18:38	1

- 1
- 2
- 3
- 4
- 5
- 6
- 7
- 8
- 9
- 10
- 11
- 12
- 13
- 14

Client Sample Results

Client: South Carolina Public Service Authority
Project/Site: 125915/JM02.08.G02.3/36500

Job ID: 680-245807-1

Client Sample ID: AF88958

Lab Sample ID: 680-245807-4

Date Collected: 01/11/24 14:39

Matrix: Water

Date Received: 01/23/24 12:00

Method: SW846 7470A - Mercury (CVAA)

Analyte	Result	Qualifier	RL	MDL	Unit	D	Prepared	Analyzed	Dil Fac
Mercury	0.200	U	0.200		ug/L		01/25/24 12:23	01/25/24 18:40	1

- 1
- 2
- 3
- 4
- 5
- 6
- 7
- 8
- 9
- 10
- 11
- 12
- 13
- 14

Client Sample Results

Client: South Carolina Public Service Authority
Project/Site: 125915/JM02.08.G02.3/36500

Job ID: 680-245807-1

Client Sample ID: AF87760

Lab Sample ID: 680-245807-5

Date Collected: 01/16/24 09:17

Matrix: Water

Date Received: 01/23/24 12:00

Method: SW846 7470A - Mercury (CVAA)

Analyte	Result	Qualifier	RL	MDL	Unit	D	Prepared	Analyzed	Dil Fac
Mercury	0.200	U	0.200		ug/L		01/25/24 12:23	01/25/24 18:42	1

- 1
- 2
- 3
- 4
- 5
- 6
- 7
- 8
- 9
- 10
- 11
- 12
- 13
- 14

Client Sample Results

Client: South Carolina Public Service Authority
Project/Site: 125915/JM02.08.G02.3/36500

Job ID: 680-245807-1

Client Sample ID: AF87759

Lab Sample ID: 680-245807-6

Date Collected: 01/16/24 10:22

Matrix: Water

Date Received: 01/23/24 12:00

Method: SW846 7470A - Mercury (CVAA)

Analyte	Result	Qualifier	RL	MDL	Unit	D	Prepared	Analyzed	Dil Fac
Mercury	0.200	U	0.200		ug/L		01/25/24 12:23	01/25/24 18:48	1

- 1
- 2
- 3
- 4
- 5
- 6
- 7
- 8
- 9
- 10
- 11
- 12
- 13
- 14

Client Sample Results

Client: South Carolina Public Service Authority
Project/Site: 125915/JM02.08.G02.3/36500

Job ID: 680-245807-1

Client Sample ID: AF87758

Lab Sample ID: 680-245807-7

Date Collected: 01/16/24 11:08

Matrix: Water

Date Received: 01/23/24 12:00

Method: SW846 7470A - Mercury (CVAA)

Analyte	Result	Qualifier	RL	MDL	Unit	D	Prepared	Analyzed	Dil Fac
Mercury	0.200	U	0.200		ug/L		01/25/24 12:23	01/25/24 18:50	1

- 1
- 2
- 3
- 4
- 5
- 6
- 7
- 8
- 9
- 10
- 11
- 12
- 13
- 14

Client Sample Results

Client: South Carolina Public Service Authority
Project/Site: 125915/JM02.08.G02.3/36500

Job ID: 680-245807-1

Client Sample ID: AF87757

Lab Sample ID: 680-245807-8

Date Collected: 01/16/24 12:19

Matrix: Water

Date Received: 01/23/24 12:00

Method: SW846 7470A - Mercury (CVAA)

Analyte	Result	Qualifier	RL	MDL	Unit	D	Prepared	Analyzed	Dil Fac
Mercury	0.200	U	0.200		ug/L		01/25/24 12:23	01/25/24 18:52	1

- 1
- 2
- 3
- 4
- 5
- 6
- 7
- 8
- 9
- 10
- 11
- 12
- 13
- 14

Client Sample Results

Client: South Carolina Public Service Authority
Project/Site: 125915/JM02.08.G02.3/36500

Job ID: 680-245807-1

Client Sample ID: AF87756

Lab Sample ID: 680-245807-9

Date Collected: 01/16/24 13:46

Matrix: Water

Date Received: 01/23/24 12:00

Method: SW846 7470A - Mercury (CVAA)

Analyte	Result	Qualifier	RL	MDL	Unit	D	Prepared	Analyzed	Dil Fac
Mercury	0.200	U	0.200		ug/L		01/25/24 12:23	01/25/24 18:54	1

- 1
- 2
- 3
- 4
- 5
- 6
- 7
- 8
- 9
- 10
- 11
- 12
- 13
- 14

Client Sample Results

Client: South Carolina Public Service Authority
Project/Site: 125915/JM02.08.G02.3/36500

Job ID: 680-245807-1

Client Sample ID: AF87766

Lab Sample ID: 680-245807-10

Date Collected: 01/17/24 10:43

Matrix: Water

Date Received: 01/23/24 12:00

Method: SW846 7470A - Mercury (CVAA)

Analyte	Result	Qualifier	RL	MDL	Unit	D	Prepared	Analyzed	Dil Fac
Mercury	0.200	U	0.200		ug/L		01/25/24 12:23	01/25/24 18:56	1

- 1
- 2
- 3
- 4
- 5
- 6
- 7
- 8
- 9
- 10
- 11
- 12
- 13
- 14

Client Sample Results

Client: South Carolina Public Service Authority
Project/Site: 125915/JM02.08.G02.3/36500

Job ID: 680-245807-1

Client Sample ID: AF87772

Lab Sample ID: 680-245807-11

Date Collected: 01/17/24 12:26

Matrix: Water

Date Received: 01/23/24 12:00

Method: SW846 7470A - Mercury (CVAA)

Analyte	Result	Qualifier	RL	MDL	Unit	D	Prepared	Analyzed	Dil Fac
Mercury	0.200	U	0.200		ug/L		01/25/24 12:23	01/25/24 18:59	1

- 1
- 2
- 3
- 4
- 5
- 6
- 7
- 8
- 9
- 10
- 11
- 12
- 13
- 14

Client Sample Results

Client: South Carolina Public Service Authority
Project/Site: 125915/JM02.08.G02.3/36500

Job ID: 680-245807-1

Client Sample ID: AF87773

Lab Sample ID: 680-245807-12

Date Collected: 01/17/24 12:31

Matrix: Water

Date Received: 01/23/24 12:00

Method: SW846 7470A - Mercury (CVAA)

Analyte	Result	Qualifier	RL	MDL	Unit	D	Prepared	Analyzed	Dil Fac
Mercury	0.200	U	0.200		ug/L		01/25/24 12:23	01/25/24 19:01	1

- 1
- 2
- 3
- 4
- 5
- 6
- 7
- 8
- 9
- 10
- 11
- 12
- 13
- 14

Client Sample Results

Client: South Carolina Public Service Authority
Project/Site: 125915/JM02.08.G02.3/36500

Job ID: 680-245807-1

Client Sample ID: AF87774

Lab Sample ID: 680-245807-13

Date Collected: 01/17/24 14:04

Matrix: Water

Date Received: 01/23/24 12:00

Method: SW846 7470A - Mercury (CVAA)

Analyte	Result	Qualifier	RL	MDL	Unit	D	Prepared	Analyzed	Dil Fac
Mercury	0.200	U	0.200		ug/L		01/25/24 12:23	01/25/24 19:03	1

- 1
- 2
- 3
- 4
- 5
- 6
- 7
- 8
- 9
- 10
- 11
- 12
- 13
- 14

Client Sample Results

Client: South Carolina Public Service Authority
Project/Site: 125915/JM02.08.G02.3/36500

Job ID: 680-245807-1

Client Sample ID: AF87775

Lab Sample ID: 680-245807-14

Date Collected: 01/17/24 15:20

Matrix: Water

Date Received: 01/23/24 12:00

Method: SW846 7470A - Mercury (CVAA)

Analyte	Result	Qualifier	RL	MDL	Unit	D	Prepared	Analyzed	Dil Fac
Mercury	0.200	U	0.200		ug/L		01/25/24 12:23	01/25/24 19:05	1

- 1
- 2
- 3
- 4
- 5
- 6
- 7
- 8
- 9
- 10
- 11
- 12
- 13
- 14

Client Sample Results

Client: South Carolina Public Service Authority
Project/Site: 125915/JM02.08.G02.3/36500

Job ID: 680-245807-1

Client Sample ID: AF87770

Lab Sample ID: 680-245807-15

Date Collected: 01/18/24 09:28

Matrix: Water

Date Received: 01/23/24 12:00

Method: SW846 7470A - Mercury (CVAA)

Analyte	Result	Qualifier	RL	MDL	Unit	D	Prepared	Analyzed	Dil Fac
Mercury	0.200	U	0.200		ug/L		01/25/24 12:23	01/25/24 19:07	1

- 1
- 2
- 3
- 4
- 5
- 6
- 7
- 8
- 9
- 10
- 11
- 12
- 13
- 14

Client Sample Results

Client: South Carolina Public Service Authority
Project/Site: 125915/JM02.08.G02.3/36500

Job ID: 680-245807-1

Client Sample ID: AF87782

Lab Sample ID: 680-245807-16

Date Collected: 01/18/24 10:23

Matrix: Water

Date Received: 01/23/24 12:00

Method: SW846 7470A - Mercury (CVAA)

Analyte	Result	Qualifier	RL	MDL	Unit	D	Prepared	Analyzed	Dil Fac
Mercury	0.200	U	0.200		ug/L		01/25/24 12:23	01/25/24 19:13	1

- 1
- 2
- 3
- 4
- 5
- 6
- 7
- 8
- 9
- 10
- 11
- 12
- 13
- 14

Client Sample Results

Client: South Carolina Public Service Authority
Project/Site: 125915/JM02.08.G02.3/36500

Job ID: 680-245807-1

Client Sample ID: AF87781

Lab Sample ID: 680-245807-17

Date Collected: 01/18/24 11:30

Matrix: Water

Date Received: 01/23/24 12:00

Method: SW846 7470A - Mercury (CVAA)

Analyte	Result	Qualifier	RL	MDL	Unit	D	Prepared	Analyzed	Dil Fac
Mercury	0.200	U	0.200		ug/L		01/25/24 12:23	01/25/24 19:15	1

- 1
- 2
- 3
- 4
- 5
- 6
- 7
- 8
- 9
- 10
- 11
- 12
- 13
- 14

Client Sample Results

Client: South Carolina Public Service Authority
Project/Site: 125915/JM02.08.G02.3/36500

Job ID: 680-245807-1

Client Sample ID: AF87771

Lab Sample ID: 680-245807-18

Date Collected: 01/18/24 12:45

Matrix: Water

Date Received: 01/23/24 12:00

Method: SW846 7470A - Mercury (CVAA)

Analyte	Result	Qualifier	RL	MDL	Unit	D	Prepared	Analyzed	Dil Fac
Mercury	0.200	U	0.200		ug/L		01/25/24 12:23	01/25/24 19:17	1

- 1
- 2
- 3
- 4
- 5
- 6
- 7
- 8
- 9
- 10
- 11
- 12
- 13
- 14

Client Sample Results

Client: South Carolina Public Service Authority
Project/Site: 125915/JM02.08.G02.3/36500

Job ID: 680-245807-1

Client Sample ID: AF87776

Lab Sample ID: 680-245807-19

Date Collected: 01/18/24 13:51

Matrix: Water

Date Received: 01/23/24 12:00

Method: SW846 7470A - Mercury (CVAA)

Analyte	Result	Qualifier	RL	MDL	Unit	D	Prepared	Analyzed	Dil Fac
Mercury	0.200	U	0.200		ug/L		01/25/24 12:23	01/25/24 19:19	1

- 1
- 2
- 3
- 4
- 5
- 6
- 7
- 8
- 9
- 10
- 11
- 12
- 13
- 14

Client Sample Results

Client: South Carolina Public Service Authority
Project/Site: 125915/JM02.08.G02.3/36500

Job ID: 680-245807-1

Client Sample ID: AF87783

Lab Sample ID: 680-245807-20

Date Collected: 01/18/24 14:53

Matrix: Water

Date Received: 01/23/24 12:00

Method: SW846 7470A - Mercury (CVAA)

Analyte	Result	Qualifier	RL	MDL	Unit	D	Prepared	Analyzed	Dil Fac
Mercury	0.200	U	0.200		ug/L		01/25/24 12:23	01/25/24 19:21	1

- 1
- 2
- 3
- 4
- 5
- 6
- 7
- 8
- 9
- 10
- 11
- 12
- 13
- 14

QC Sample Results

Client: South Carolina Public Service Authority
 Project/Site: 125915/JM02.08.G02.3/36500

Job ID: 680-245807-1

Method: 7470A - Mercury (CVAA)

Lab Sample ID: MB 680-819450/1-A
Matrix: Water
Analysis Batch: 819563

Client Sample ID: Method Blank
Prep Type: Total/NA
Prep Batch: 819450

Analyte	MB Result	MB Qualifier	RL	MDL	Unit	D	Prepared	Analyzed	Dil Fac
Mercury	0.200	U	0.200		ug/L		01/25/24 12:23	01/25/24 18:25	1

Lab Sample ID: LCS 680-819450/2-A
Matrix: Water
Analysis Batch: 819563

Client Sample ID: Lab Control Sample
Prep Type: Total/NA
Prep Batch: 819450

Analyte	Spike Added	LCS Result	LCS Qualifier	Unit	D	%Rec	%Rec Limits
Mercury	2.50	2.492		ug/L		100	80 - 120

Lab Sample ID: 680-245807-1 MS
Matrix: Water
Analysis Batch: 819563

Client Sample ID: AF87763
Prep Type: Total/NA
Prep Batch: 819450

Analyte	Sample Result	Sample Qualifier	Spike Added	MS Result	MS Qualifier	Unit	D	%Rec	%Rec Limits
Mercury	0.200	U	1.00	1.002		ug/L		100	80 - 120

Lab Sample ID: 680-245807-1 MSD
Matrix: Water
Analysis Batch: 819563

Client Sample ID: AF87763
Prep Type: Total/NA
Prep Batch: 819450

Analyte	Sample Result	Sample Qualifier	Spike Added	MSD Result	MSD Qualifier	Unit	D	%Rec	%Rec Limits	RPD	RPD Limit
Mercury	0.200	U	1.00	0.9927		ug/L		99	80 - 120	1	20

QC Association Summary

Client: South Carolina Public Service Authority
 Project/Site: 125915/JM02.08.G02.3/36500

Job ID: 680-245807-1

Metals

Prep Batch: 819450

Lab Sample ID	Client Sample ID	Prep Type	Matrix	Method	Prep Batch
680-245807-1	AF87763	Total/NA	Water	7470A	
680-245807-2	AF87761	Total/NA	Water	7470A	
680-245807-3	AF87762	Total/NA	Water	7470A	
680-245807-4	AF88958	Total/NA	Water	7470A	
680-245807-5	AF87760	Total/NA	Water	7470A	
680-245807-6	AF87759	Total/NA	Water	7470A	
680-245807-7	AF87758	Total/NA	Water	7470A	
680-245807-8	AF87757	Total/NA	Water	7470A	
680-245807-9	AF87756	Total/NA	Water	7470A	
680-245807-10	AF87766	Total/NA	Water	7470A	
680-245807-11	AF87772	Total/NA	Water	7470A	
680-245807-12	AF87773	Total/NA	Water	7470A	
680-245807-13	AF87774	Total/NA	Water	7470A	
680-245807-14	AF87775	Total/NA	Water	7470A	
680-245807-15	AF87770	Total/NA	Water	7470A	
680-245807-16	AF87782	Total/NA	Water	7470A	
680-245807-17	AF87781	Total/NA	Water	7470A	
680-245807-18	AF87771	Total/NA	Water	7470A	
680-245807-19	AF87776	Total/NA	Water	7470A	
680-245807-20	AF87783	Total/NA	Water	7470A	
MB 680-819450/1-A	Method Blank	Total/NA	Water	7470A	
LCS 680-819450/2-A	Lab Control Sample	Total/NA	Water	7470A	
680-245807-1 MS	AF87763	Total/NA	Water	7470A	
680-245807-1 MSD	AF87763	Total/NA	Water	7470A	

Analysis Batch: 819563

Lab Sample ID	Client Sample ID	Prep Type	Matrix	Method	Prep Batch
680-245807-1	AF87763	Total/NA	Water	7470A	819450
680-245807-2	AF87761	Total/NA	Water	7470A	819450
680-245807-3	AF87762	Total/NA	Water	7470A	819450
680-245807-4	AF88958	Total/NA	Water	7470A	819450
680-245807-5	AF87760	Total/NA	Water	7470A	819450
680-245807-6	AF87759	Total/NA	Water	7470A	819450
680-245807-7	AF87758	Total/NA	Water	7470A	819450
680-245807-8	AF87757	Total/NA	Water	7470A	819450
680-245807-9	AF87756	Total/NA	Water	7470A	819450
680-245807-10	AF87766	Total/NA	Water	7470A	819450
680-245807-11	AF87772	Total/NA	Water	7470A	819450
680-245807-12	AF87773	Total/NA	Water	7470A	819450
680-245807-13	AF87774	Total/NA	Water	7470A	819450
680-245807-14	AF87775	Total/NA	Water	7470A	819450
680-245807-15	AF87770	Total/NA	Water	7470A	819450
680-245807-16	AF87782	Total/NA	Water	7470A	819450
680-245807-17	AF87781	Total/NA	Water	7470A	819450
680-245807-18	AF87771	Total/NA	Water	7470A	819450
680-245807-19	AF87776	Total/NA	Water	7470A	819450
680-245807-20	AF87783	Total/NA	Water	7470A	819450
MB 680-819450/1-A	Method Blank	Total/NA	Water	7470A	819450
LCS 680-819450/2-A	Lab Control Sample	Total/NA	Water	7470A	819450
680-245807-1 MS	AF87763	Total/NA	Water	7470A	819450
680-245807-1 MSD	AF87763	Total/NA	Water	7470A	819450

Lab Chronicle

Client: South Carolina Public Service Authority
Project/Site: 125915/JM02.08.G02.3/36500

Job ID: 680-245807-1

Client Sample ID: AF87763

Lab Sample ID: 680-245807-1

Date Collected: 01/11/24 12:02

Matrix: Water

Date Received: 01/23/24 12:00

Prep Type	Batch Type	Batch Method	Run	Dilution Factor	Batch Number	Analyst	Lab	Prepared or Analyzed
Total/NA	Prep	7470A			819450	DW	EET SAV	01/25/24 12:23
Total/NA	Analysis	7470A		1	819563	BJB	EET SAV	01/25/24 18:30

Client Sample ID: AF87761

Lab Sample ID: 680-245807-2

Date Collected: 01/11/24 13:23

Matrix: Water

Date Received: 01/23/24 12:00

Prep Type	Batch Type	Batch Method	Run	Dilution Factor	Batch Number	Analyst	Lab	Prepared or Analyzed
Total/NA	Prep	7470A			819450	DW	EET SAV	01/25/24 12:23
Total/NA	Analysis	7470A		1	819563	BJB	EET SAV	01/25/24 18:36

Client Sample ID: AF87762

Lab Sample ID: 680-245807-3

Date Collected: 01/11/24 13:28

Matrix: Water

Date Received: 01/23/24 12:00

Prep Type	Batch Type	Batch Method	Run	Dilution Factor	Batch Number	Analyst	Lab	Prepared or Analyzed
Total/NA	Prep	7470A			819450	DW	EET SAV	01/25/24 12:23
Total/NA	Analysis	7470A		1	819563	BJB	EET SAV	01/25/24 18:38

Client Sample ID: AF88958

Lab Sample ID: 680-245807-4

Date Collected: 01/11/24 14:39

Matrix: Water

Date Received: 01/23/24 12:00

Prep Type	Batch Type	Batch Method	Run	Dilution Factor	Batch Number	Analyst	Lab	Prepared or Analyzed
Total/NA	Prep	7470A			819450	DW	EET SAV	01/25/24 12:23
Total/NA	Analysis	7470A		1	819563	BJB	EET SAV	01/25/24 18:40

Client Sample ID: AF87760

Lab Sample ID: 680-245807-5

Date Collected: 01/16/24 09:17

Matrix: Water

Date Received: 01/23/24 12:00

Prep Type	Batch Type	Batch Method	Run	Dilution Factor	Batch Number	Analyst	Lab	Prepared or Analyzed
Total/NA	Prep	7470A			819450	DW	EET SAV	01/25/24 12:23
Total/NA	Analysis	7470A		1	819563	BJB	EET SAV	01/25/24 18:42

Client Sample ID: AF87759

Lab Sample ID: 680-245807-6

Date Collected: 01/16/24 10:22

Matrix: Water

Date Received: 01/23/24 12:00

Prep Type	Batch Type	Batch Method	Run	Dilution Factor	Batch Number	Analyst	Lab	Prepared or Analyzed
Total/NA	Prep	7470A			819450	DW	EET SAV	01/25/24 12:23
Total/NA	Analysis	7470A		1	819563	BJB	EET SAV	01/25/24 18:48

Lab Chronicle

Client: South Carolina Public Service Authority
Project/Site: 125915/JM02.08.G02.3/36500

Job ID: 680-245807-1

Client Sample ID: AF87758

Lab Sample ID: 680-245807-7

Date Collected: 01/16/24 11:08

Matrix: Water

Date Received: 01/23/24 12:00

Prep Type	Batch Type	Batch Method	Run	Dilution Factor	Batch Number	Analyst	Lab	Prepared or Analyzed
Total/NA	Prep	7470A			819450	DW	EET SAV	01/25/24 12:23
Total/NA	Analysis	7470A		1	819563	BJB	EET SAV	01/25/24 18:50

Client Sample ID: AF87757

Lab Sample ID: 680-245807-8

Date Collected: 01/16/24 12:19

Matrix: Water

Date Received: 01/23/24 12:00

Prep Type	Batch Type	Batch Method	Run	Dilution Factor	Batch Number	Analyst	Lab	Prepared or Analyzed
Total/NA	Prep	7470A			819450	DW	EET SAV	01/25/24 12:23
Total/NA	Analysis	7470A		1	819563	BJB	EET SAV	01/25/24 18:52

Client Sample ID: AF87756

Lab Sample ID: 680-245807-9

Date Collected: 01/16/24 13:46

Matrix: Water

Date Received: 01/23/24 12:00

Prep Type	Batch Type	Batch Method	Run	Dilution Factor	Batch Number	Analyst	Lab	Prepared or Analyzed
Total/NA	Prep	7470A			819450	DW	EET SAV	01/25/24 12:23
Total/NA	Analysis	7470A		1	819563	BJB	EET SAV	01/25/24 18:54

Client Sample ID: AF87766

Lab Sample ID: 680-245807-10

Date Collected: 01/17/24 10:43

Matrix: Water

Date Received: 01/23/24 12:00

Prep Type	Batch Type	Batch Method	Run	Dilution Factor	Batch Number	Analyst	Lab	Prepared or Analyzed
Total/NA	Prep	7470A			819450	DW	EET SAV	01/25/24 12:23
Total/NA	Analysis	7470A		1	819563	BJB	EET SAV	01/25/24 18:56

Client Sample ID: AF87772

Lab Sample ID: 680-245807-11

Date Collected: 01/17/24 12:26

Matrix: Water

Date Received: 01/23/24 12:00

Prep Type	Batch Type	Batch Method	Run	Dilution Factor	Batch Number	Analyst	Lab	Prepared or Analyzed
Total/NA	Prep	7470A			819450	DW	EET SAV	01/25/24 12:23
Total/NA	Analysis	7470A		1	819563	BJB	EET SAV	01/25/24 18:59

Client Sample ID: AF87773

Lab Sample ID: 680-245807-12

Date Collected: 01/17/24 12:31

Matrix: Water

Date Received: 01/23/24 12:00

Prep Type	Batch Type	Batch Method	Run	Dilution Factor	Batch Number	Analyst	Lab	Prepared or Analyzed
Total/NA	Prep	7470A			819450	DW	EET SAV	01/25/24 12:23
Total/NA	Analysis	7470A		1	819563	BJB	EET SAV	01/25/24 19:01

Lab Chronicle

Client: South Carolina Public Service Authority
Project/Site: 125915/JM02.08.G02.3/36500

Job ID: 680-245807-1

Client Sample ID: AF87774

Lab Sample ID: 680-245807-13

Date Collected: 01/17/24 14:04

Matrix: Water

Date Received: 01/23/24 12:00

Prep Type	Batch Type	Batch Method	Run	Dilution Factor	Batch Number	Analyst	Lab	Prepared or Analyzed
Total/NA	Prep	7470A			819450	DW	EET SAV	01/25/24 12:23
Total/NA	Analysis	7470A		1	819563	BJB	EET SAV	01/25/24 19:03

Client Sample ID: AF87775

Lab Sample ID: 680-245807-14

Date Collected: 01/17/24 15:20

Matrix: Water

Date Received: 01/23/24 12:00

Prep Type	Batch Type	Batch Method	Run	Dilution Factor	Batch Number	Analyst	Lab	Prepared or Analyzed
Total/NA	Prep	7470A			819450	DW	EET SAV	01/25/24 12:23
Total/NA	Analysis	7470A		1	819563	BJB	EET SAV	01/25/24 19:05

Client Sample ID: AF87770

Lab Sample ID: 680-245807-15

Date Collected: 01/18/24 09:28

Matrix: Water

Date Received: 01/23/24 12:00

Prep Type	Batch Type	Batch Method	Run	Dilution Factor	Batch Number	Analyst	Lab	Prepared or Analyzed
Total/NA	Prep	7470A			819450	DW	EET SAV	01/25/24 12:23
Total/NA	Analysis	7470A		1	819563	BJB	EET SAV	01/25/24 19:07

Client Sample ID: AF87782

Lab Sample ID: 680-245807-16

Date Collected: 01/18/24 10:23

Matrix: Water

Date Received: 01/23/24 12:00

Prep Type	Batch Type	Batch Method	Run	Dilution Factor	Batch Number	Analyst	Lab	Prepared or Analyzed
Total/NA	Prep	7470A			819450	DW	EET SAV	01/25/24 12:23
Total/NA	Analysis	7470A		1	819563	BJB	EET SAV	01/25/24 19:13

Client Sample ID: AF87781

Lab Sample ID: 680-245807-17

Date Collected: 01/18/24 11:30

Matrix: Water

Date Received: 01/23/24 12:00

Prep Type	Batch Type	Batch Method	Run	Dilution Factor	Batch Number	Analyst	Lab	Prepared or Analyzed
Total/NA	Prep	7470A			819450	DW	EET SAV	01/25/24 12:23
Total/NA	Analysis	7470A		1	819563	BJB	EET SAV	01/25/24 19:15

Client Sample ID: AF87771

Lab Sample ID: 680-245807-18

Date Collected: 01/18/24 12:45

Matrix: Water

Date Received: 01/23/24 12:00

Prep Type	Batch Type	Batch Method	Run	Dilution Factor	Batch Number	Analyst	Lab	Prepared or Analyzed
Total/NA	Prep	7470A			819450	DW	EET SAV	01/25/24 12:23
Total/NA	Analysis	7470A		1	819563	BJB	EET SAV	01/25/24 19:17

Lab Chronicle

Client: South Carolina Public Service Authority
Project/Site: 125915/JM02.08.G02.3/36500

Job ID: 680-245807-1

Client Sample ID: AF87776

Lab Sample ID: 680-245807-19

Date Collected: 01/18/24 13:51

Matrix: Water

Date Received: 01/23/24 12:00

Prep Type	Batch Type	Batch Method	Run	Dilution Factor	Batch Number	Analyst	Lab	Prepared or Analyzed
Total/NA	Prep	7470A			819450	DW	EET SAV	01/25/24 12:23
Total/NA	Analysis	7470A		1	819563	BJB	EET SAV	01/25/24 19:19

Client Sample ID: AF87783

Lab Sample ID: 680-245807-20

Date Collected: 01/18/24 14:53

Matrix: Water

Date Received: 01/23/24 12:00

Prep Type	Batch Type	Batch Method	Run	Dilution Factor	Batch Number	Analyst	Lab	Prepared or Analyzed
Total/NA	Prep	7470A			819450	DW	EET SAV	01/25/24 12:23
Total/NA	Analysis	7470A		1	819563	BJB	EET SAV	01/25/24 19:21

Laboratory References:

EET SAV = Eurofins Savannah, 5102 LaRoche Avenue, Savannah, GA 31404, TEL (912)354-7858

Matrix codes: GW-groundwater, DW-drinking water, SW-surface water, WW-waste water, BW-boiler water, L-limestone, O-oil, S-soil, SL-solid, C-coal, G-gypsum, FA-flyash, BA-bottom ash, M-misc (describe in comment section)
 Preservative code: 1-4°C, 2-HNO₃, 3-H₂SO₄, 4-HCl, 5-Na₂SO₃, 6-Other (Specify)

<input type="checkbox"/> Cr <input type="checkbox"/> Co <input type="checkbox"/> Cd <input type="checkbox"/> Ca <input type="checkbox"/> Be <input type="checkbox"/> Ba <input type="checkbox"/> B <input type="checkbox"/> As <input type="checkbox"/> Al <input type="checkbox"/> Ag	<input type="checkbox"/> Ni <input type="checkbox"/> Na <input type="checkbox"/> Mo <input type="checkbox"/> Mn <input type="checkbox"/> Mg <input type="checkbox"/> Li <input type="checkbox"/> K <input type="checkbox"/> Fe <input type="checkbox"/> Se <input type="checkbox"/> Cu	<input type="checkbox"/> Pb <input type="checkbox"/> Hg <input type="checkbox"/> Zn <input type="checkbox"/> V <input type="checkbox"/> Ti <input type="checkbox"/> Sr <input type="checkbox"/> Sn <input type="checkbox"/> Sb	<input type="checkbox"/> Cr <input type="checkbox"/> Ni <input type="checkbox"/> Zn <input type="checkbox"/> V <input type="checkbox"/> Ti <input type="checkbox"/> Sr <input type="checkbox"/> Sn <input type="checkbox"/> Sb	
☐ METALS (all)				
<input type="checkbox"/> TOC <input type="checkbox"/> DOC <input type="checkbox"/> THM/HA <input type="checkbox"/> Naphthalene <input type="checkbox"/> BTEX <input type="checkbox"/> VOC <input type="checkbox"/> Oil & Grease <input type="checkbox"/> E. Coli <input type="checkbox"/> Total Coliform <input type="checkbox"/> pH <input type="checkbox"/> Dissolved As <input type="checkbox"/> Dissolved Fe <input type="checkbox"/> Rad 226 <input type="checkbox"/> Rad 228 <input type="checkbox"/> PCB	<input type="checkbox"/> Sulfur <input type="checkbox"/> Wallboard <input type="checkbox"/> Gypsum (all below) <input type="checkbox"/> AlM <input type="checkbox"/> TOC <input type="checkbox"/> Total metals <input type="checkbox"/> Soluble metals <input type="checkbox"/> Purity (CaSO ₄) <input type="checkbox"/> % Moisture <input type="checkbox"/> Sulfites <input type="checkbox"/> pH <input type="checkbox"/> Chlorides <input type="checkbox"/> Particle Size	<input type="checkbox"/> Ultimate <input type="checkbox"/> % Moisture <input type="checkbox"/> Ash <input type="checkbox"/> Sulfur <input type="checkbox"/> BTUs <input type="checkbox"/> Volatile Matter <input type="checkbox"/> CHN <input type="checkbox"/> Other Tests: <input type="checkbox"/> XRF Scan <input type="checkbox"/> HGI <input type="checkbox"/> Fineness <input type="checkbox"/> Particulate Matter	<input type="checkbox"/> Flyash <input type="checkbox"/> Ammonia <input type="checkbox"/> LOI <input type="checkbox"/> % Carbon <input type="checkbox"/> Mineral <input type="checkbox"/> Analysis <input type="checkbox"/> Sieve <input type="checkbox"/> % Moisture <input type="checkbox"/> NPDES <input type="checkbox"/> Oil & Grease <input type="checkbox"/> As <input type="checkbox"/> TSS	<input type="checkbox"/> Oil <input type="checkbox"/> Trams, Oil Qual <input type="checkbox"/> Chlor <input type="checkbox"/> Acidity <input type="checkbox"/> Factor Strength <input type="checkbox"/> Dissolved Gas <input type="checkbox"/> Red Oil <input type="checkbox"/> Electrical <input type="checkbox"/> Metals in Oil <input type="checkbox"/> (As Cd Cr Ni Pb) <input type="checkbox"/> X <input type="checkbox"/> GOLT

Relinquished by: <i>Ettridge</i>	Employee #	Date	Time	Received by:	Employee #	Date	Time
Relinquished by: <i>Ettridge</i>	35574	1/23/24	0823	Received by: <i>Ettridge</i>	COURIER	1/23/24	0823
Relinquished by:				Received by:			
Relinquished by:				Received by:			

Sample Receiving (Internal Use Only):
 TEMP (°C): *17.1* Initial: _____
 Correct pH: Yes No
 Preservative Lot#: _____
 Date/Time/Init for preservative: _____

Labworks ID # (Internal use only)	Sample Location/Description	Collection Date	Collection Time	Sample Collector	Total # of containers	Bottle type: (Glass, G/Plastic, P)	Grab (G) or Composite (C)	Matrix(see below)	Preservative (see below)	Method #	Reporting limit	Misc. sample info	Any other notes
AF87772	CGMPT-4	1/17/24	1226	WJK	1	P	G	CW	2	7470	RL < 0.2 ug/L		X
73	- 4 DUP		1231										
74	- 5		1404										
75	- 6		1520										
AF 87770	CGMPT-2	1/18/24	0925										
82	CGMPT-13		1023										
81	CGMPT-12		1130										
71	CGMPT-3		1245										
76	CGMPT-7		1351										
83	CGMPT-14		1453										



Contract Lab Info: *TR-SM* / *31* / *24* Send report to *lwjll@saniteccooper.com* & *slbrwn@saniteccooper.com*

Customer Email/Report Recipient: *LINDA.WILLIAMS@santeccooper.com*

Date Results Needed by: _____

Project/Task/Unit #: *129715 / JM02-09-GP.1 / 36500*

Retrun request for any flagged QC: *(Yes) No*

Analysis Group: _____

Chain of Custody

Santee Cooper
 One Riverwood Drive
 Monoka Corner, SC 29461
 Phone: (843)761-8000 Ext. 5148
 Fax: (843)761-4175

Chain of Custody

santee coope
 Santee Coop
 One Riverwood Dr
 Moncks Corner, SC 294
 Phone: (843)761-8000 Ext. 51
 Fax: (843)761-41

Customer Email/Report Recipient: LINDA.WILLIAMS@santecooper.com Date Results Needed by: / / Project/Task/Unit #: 125915 / JM02.08.G02.3 / 36500 Rerun request for any flagged QC Yes No

Analysis Group

Labworks ID # (Internal use only)	Sample Location/ Description	Collection Date	Collection Time	Sample Collector	Total # of containers	Bottle type: (Glass- G/Plastic-P)	Grab (G) or Composite (C)	Matrix(see below)	Preservative (see below)	Comments • Method # • Reporting limit • Misc. sample info • Any other notes	HS
AF87763	CAP-10	1/11/24	1202	WJK ML	1	P	G	GW	2	7470 RLL0.2 ug/L	X
61	CAP-9		1323								
62	CAP-9 DUP		1328								
AF88958	CAP-8		1439								
AF87760	CAP-7	1/16/24	0917								
59	CAP-6		1022								
58	CAP-5		1168								
57	CAP-4		1219								
56	CAP-3		1346								
AF87766	CAP-13	1/17/24	1048								

Relinquished by:	Employee#	Date	Time	Received by:	Employee #	Date	Time
<i>Blury</i>	35594	1/23/24	0823	<i>Etodog</i>	COURIER	1/23/24	0823
<i>Etodog</i>	-	1/23/24	1100	<i>Etodog</i>		1/23/24	1200

Sample Receiving (Internal Use Only)
 TEMP (°C): _____ Initial: _____
 Correct pH: Yes No
 Preservative Lot#: 17.6/17.6
 Date/Time/Init for preservative: _____

<input type="checkbox"/> METALS (all) <input type="checkbox"/> Ag <input type="checkbox"/> Cu <input type="checkbox"/> Sb <input type="checkbox"/> Al <input type="checkbox"/> Fe <input type="checkbox"/> Se <input type="checkbox"/> As <input type="checkbox"/> K <input type="checkbox"/> Sn <input type="checkbox"/> B <input type="checkbox"/> Li <input type="checkbox"/> Sr <input type="checkbox"/> Ba <input type="checkbox"/> Mg <input type="checkbox"/> Ti <input type="checkbox"/> Be <input type="checkbox"/> Mn <input type="checkbox"/> Tl <input type="checkbox"/> Ca <input type="checkbox"/> Mo <input type="checkbox"/> V <input type="checkbox"/> Cd <input type="checkbox"/> Na <input type="checkbox"/> Zn <input type="checkbox"/> Co <input type="checkbox"/> Ni <input type="checkbox"/> Hg <input type="checkbox"/> Cr <input type="checkbox"/> Pb <input type="checkbox"/> CrVI	Nutrients <input type="checkbox"/> TOC <input type="checkbox"/> DOC <input type="checkbox"/> TP/TPO4 <input type="checkbox"/> NH3-N <input type="checkbox"/> F <input type="checkbox"/> Cl <input type="checkbox"/> NO2 <input type="checkbox"/> Br <input type="checkbox"/> NO3 <input type="checkbox"/> SO4	MISC. <input type="checkbox"/> BTEX <input type="checkbox"/> Naphthalene <input type="checkbox"/> THM/HAA <input type="checkbox"/> VOC <input type="checkbox"/> Oil & Grease <input type="checkbox"/> E. Coli <input type="checkbox"/> Total Coliform <input type="checkbox"/> pH <input type="checkbox"/> Dissolved As <input type="checkbox"/> Dissolved Fe <input type="checkbox"/> Rad 226 <input type="checkbox"/> Rad 228 <input type="checkbox"/> PCB	Gypsum <input type="checkbox"/> Wallboard Gypsum(all below) <input type="checkbox"/> AIM <input type="checkbox"/> TOC <input type="checkbox"/> Total metals <input type="checkbox"/> Soluble Metals <input type="checkbox"/> Purity (CaSO4) <input type="checkbox"/> % Moisture <input type="checkbox"/> Sulfites <input type="checkbox"/> pH <input type="checkbox"/> Chlorides <input type="checkbox"/> Particle Size <input type="checkbox"/> Sulfur	Coal <input type="checkbox"/> Ultimate <input type="checkbox"/> % Moisture <input type="checkbox"/> Ash <input type="checkbox"/> Sulfur <input type="checkbox"/> BTUs <input type="checkbox"/> Volatile Matter <input type="checkbox"/> CHN Other Tests: <input type="checkbox"/> XRF Scan <input type="checkbox"/> HGI <input type="checkbox"/> Fineness <input type="checkbox"/> Particulate Matter	Flyash <input type="checkbox"/> Ammonia <input type="checkbox"/> LOI <input type="checkbox"/> % Carbon <input type="checkbox"/> Mineral Analysis <input type="checkbox"/> Sieve <input type="checkbox"/> % Moisture NPDES <input type="checkbox"/> Oil & Grease <input type="checkbox"/> As <input type="checkbox"/> TSS	Oil Trace Oil Qual: <input type="checkbox"/> Moisture <input type="checkbox"/> Color <input type="checkbox"/> Acidity <input type="checkbox"/> Dissolved Solids <input type="checkbox"/> HCl <input type="checkbox"/> Dissolved Gases Used Oil <input type="checkbox"/> Flashpoint <input type="checkbox"/> Metals (Pb, As, Cd, Cr, Ni, Hg) <input type="checkbox"/> PAH <input type="checkbox"/> GOR
--	--	--	--	---	--	--

Matrix codes: GW-groundwater, DW-drinking water, SW-surface water, WW-waste water, BW-boiler water, L-limestone, Oil-oil, S-Soil, SL-solid, C-coal, G-gypsum, FA-flyash, BA-bottom ash, M-misc (describe in comment section)
 Preservative code- 1=<4°C 2=HNO3 3=H2SO4 4-HCl 5=Na2S2O3 6-Other (Specify)

Login Sample Receipt Checklist

Client: South Carolina Public Service Authority

Job Number: 680-245807-1

Login Number: 245807

List Number: 1

Creator: Stewart, Rendaisha

List Source: Eurofins Savannah

Question	Answer	Comment
Radioactivity wasn't checked or is <=/ background as measured by a survey meter.	N/A	
The cooler's custody seal, if present, is intact.	True	
Sample custody seals, if present, are intact.	True	
The cooler or samples do not appear to have been compromised or tampered with.	True	
Samples were received on ice.	True	
Cooler Temperature is acceptable.	True	
Cooler Temperature is recorded.	True	
COC is present.	True	
COC is filled out in ink and legible.	True	
COC is filled out with all pertinent information.	True	
Is the Field Sampler's name present on COC?	True	
There are no discrepancies between the containers received and the COC.	True	
Samples are received within Holding Time (excluding tests with immediate HTs)	True	
Sample containers have legible labels.	True	
Containers are not broken or leaking.	True	
Sample collection date/times are provided.	True	
Appropriate sample containers are used.	True	
Sample bottles are completely filled.	True	
Sample Preservation Verified.	N/A	
There is sufficient vol. for all requested analyses, incl. any requested MS/MSDs	True	
Containers requiring zero headspace have no headspace or bubble is <6mm (1/4").	N/A	
Multiphasic samples are not present.	True	
Samples do not require splitting or compositing.	True	
Residual Chlorine Checked.	N/A	

Accreditation/Certification Summary

Client: South Carolina Public Service Authority
Project/Site: 125915/JM02.08.G02.3/36500

Job ID: 680-245807-1

Laboratory: Eurofins Savannah

The accreditations/certifications listed below are applicable to this report.

Authority	Program	Identification Number	Expiration Date
South Carolina	State	98001	06-30-24

- 1
- 2
- 3
- 4
- 5
- 6
- 7
- 8
- 9
- 10
- 11
- 12
- 13
- 14

February 26, 2024

Ms. Jeanette Gilmetti
Santee Cooper
P.O. Box 2946101
OCO3
Moncks Corner, South Carolina 29461

Re: ABS Lab Analytical
Work Order: 654136

Dear Ms. Gilmetti:


GEL Laboratories, LLC (GEL) appreciates the opportunity to provide the enclosed analytical results for the sample(s) we received on February 02, 2024. This original data report has been prepared and reviewed in accordance with GEL's standard operating procedures.

The samples were delivered with proper chain of custody documentation and signatures. All sample containers arrived without any visible signs of tampering or breakage. There are no additional comments concerning sample receipt.

Test results for NELAP or ISO 17025 accredited tests are verified to meet the requirements of those standards, with any exceptions noted. The results reported relate only to the items tested and to the sample as received by the laboratory. These results may not be reproduced except as full reports without approval by the laboratory. Copies of GEL's accreditations and certifications can be found on our website at www.gel.com.

Our policy is to provide high quality, personalized analytical services to enable you to meet your analytical needs on time every time. We trust that you will find everything in order and to your satisfaction. If you have any questions, please do not hesitate to call me at (843) 556-8171, ext. 4289.

Sincerely,



Jordan Melton for
Julie Robinson
Project Manager

Purchase Order: 125915/JM02.09.G01.1/36500
Enclosures



GEL LABORATORIES LLC

2040 Savage Road Charleston SC 29407 - (843) 556-8171 - www.gel.com

Certificate of Analysis Report for

SOOP001 Santee Cooper

Client SDG: 654136 GEL Work Order: 654136

The Qualifiers in this report are defined as follows:

- * A quality control analyte recovery is outside of specified acceptance criteria
- ** Analyte is a Tracer compound
- ** Analyte is a surrogate compound
- U Analyte was analyzed for, but not detected above the MDL, MDA, MDC or LOD.

Where the analytical method has been performed under NELAP certification, the analysis has met all of the requirements of the NELAC standard unless qualified on the Certificate of Analysis.

The designation ND, if present, appears in the result column when the analyte concentration is not detected above the limit as defined in the 'U' qualifier above.

This data report has been prepared and reviewed in accordance with GEL Laboratories LLC standard operating procedures. Please direct any questions to your Project Manager, Julie Robinson.

Reviewed by

Jordan Melton

GEL LABORATORIES LLC

2040 Savage Road Charleston SC 29407 - (843) 556-8171 - www.gel.com

Certificate of Analysis

Report Date: February 26, 2024

Company : Santee Cooper
Address : P.O. Box 2946101
OCO3
Moncks Corner, South Carolina 29461
Contact: Ms. Jeanette Gilmetti
Project: ABS Lab Analytical

Client Sample ID: AF87814 Project: SOOP00119
Sample ID: 654136001 Client ID: SOOP001
Matrix: GW
Collect Date: 25-JAN-24 09:28
Receive Date: 02-FEB-24
Collector: Client

Parameter	Qualifier	Result	Uncertainty	MDC	RL	Units	PF	DF	Analyst	Date	Time	Batch	Method
Rad Gas Flow Proportional Counting													
GFPC, Ra228, Liquid "As Received"													
Radium-228	U	0.712	+/-1.28	2.23	3.00	pCi/L		JE1	02/23/24	1110	2568526		1
Rad Radium-226													
Lucas Cell, Ra226, Liquid "As Received"													
Radium-226		1.08	+/-0.486	0.322	1.00	pCi/L		MJ2	02/21/24	0800	2563217		2

The following Analytical Methods were performed:

Method	Description	Analyst Comments
1	EPA 904.0/SW846 9320 Modified	
2	EPA 903.1 Modified	

Surrogate/Tracer Recovery	Test	Result	Nominal	Recovery%	Acceptable Limits
Barium-133 Tracer	GFPC, Ra228, Liquid "As Received"			85.6	(15%-125%)

Notes:

Counting Uncertainty is calculated at the 95% confidence level (1.96-sigma).

Column headers are defined as follows:

DF: Dilution Factor Lc/LC: Critical Level
DL: Detection Limit PF: Prep Factor
MDA: Minimum Detectable Activity RL: Reporting Limit
MDC: Minimum Detectable Concentration SQL: Sample Quantitation Limit

GEL LABORATORIES LLC

2040 Savage Road Charleston SC 29407 - (843) 556-8171 - www.gel.com

Certificate of Analysis

Report Date: February 26, 2024

Company : Santee Cooper
 Address : P.O. Box 2946101
 OCO3
 Moncks Corner, South Carolina 29461
 Contact: Ms. Jeanette Gilmetti
 Project: ABS Lab Analytical

Client Sample ID: AF87778	Project: SOOP00119
Sample ID: 654136002	Client ID: SOOP001
Matrix: GW	
Collect Date: 25-JAN-24 10:46	
Receive Date: 02-FEB-24	
Collector: Client	

Parameter	Qualifier	Result	Uncertainty	MDC	RL	Units	PF	DF	Analyst	Date	Time	Batch	Method
Rad Gas Flow Proportional Counting													
GFPC, Ra228, Liquid "As Received"													
Radium-228		1.60	+/-1.00	1.53	3.00	pCi/L		JE1	02/23/24	1110	2568526		1
Rad Radium-226													
Lucas Cell, Ra226, Liquid "As Received"													
Radium-226		0.515	+/-0.364	0.430	1.00	pCi/L		MJ2	02/21/24	0800	2563217		2

The following Analytical Methods were performed:

Method	Description	Analyst Comments
1	EPA 904.0/SW846 9320 Modified	
2	EPA 903.1 Modified	

Surrogate/Tracer Recovery	Test	Result	Nominal	Recovery%	Acceptable Limits
Barium-133 Tracer	GFPC, Ra228, Liquid "As Received"			89.3	(15%-125%)

Notes:

Counting Uncertainty is calculated at the 95% confidence level (1.96-sigma).

Column headers are defined as follows:

DF: Dilution Factor	Lc/LC: Critical Level
DL: Detection Limit	PF: Prep Factor
MDA: Minimum Detectable Activity	RL: Reporting Limit
MDC: Minimum Detectable Concentration	SQL: Sample Quantitation Limit

GEL LABORATORIES LLC

2040 Savage Road Charleston SC 29407 - (843) 556-8171 - www.gel.com

Certificate of Analysis

Report Date: February 26, 2024

Company : Santee Cooper
 Address : P.O. Box 2946101
 OCO3
 Moncks Corner, South Carolina 29461
 Contact: Ms. Jeanette Gilmetti
 Project: ABS Lab Analytical

Client Sample ID: AF87777	Project: SOOP00119
Sample ID: 654136003	Client ID: SOOP001
Matrix: GW	
Collect Date: 25-JAN-24 11:31	
Receive Date: 02-FEB-24	
Collector: Client	

Parameter	Qualifier	Result	Uncertainty	MDC	RL	Units	PF	DF	Analyst	Date	Time	Batch	Method
Rad Gas Flow Proportional Counting													
GFPC, Ra228, Liquid "As Received"													
Radium-228	U	0.948	+/-0.936	1.54	3.00	pCi/L		JE1	02/23/24	1110	2568526		1
Rad Radium-226													
Lucas Cell, Ra226, Liquid "As Received"													
Radium-226	U	-0.0272	+/-0.192	0.510	1.00	pCi/L		MJ2	02/21/24	0836	2563217		2

The following Analytical Methods were performed:

Method	Description	Analyst Comments
1	EPA 904.0/SW846 9320 Modified	
2	EPA 903.1 Modified	

Surrogate/Tracer Recovery	Test	Result	Nominal	Recovery%	Acceptable Limits
Barium-133 Tracer	GFPC, Ra228, Liquid "As Received"			92.4	(15%-125%)

Notes:

Counting Uncertainty is calculated at the 95% confidence level (1.96-sigma).

Column headers are defined as follows:

DF: Dilution Factor	Lc/LC: Critical Level
DL: Detection Limit	PF: Prep Factor
MDA: Minimum Detectable Activity	RL: Reporting Limit
MDC: Minimum Detectable Concentration	SQL: Sample Quantitation Limit

GEL LABORATORIES LLC

2040 Savage Road Charleston SC 29407 - (843) 556-8171 - www.gel.com

Certificate of Analysis

Report Date: February 26, 2024

Company : Santee Cooper
 Address : P.O. Box 2946101
 OCO3
 Moncks Corner, South Carolina 29461
 Contact: Ms. Jeanette Gilmetti
 Project: ABS Lab Analytical

Client Sample ID: AF87769	Project: SOOP00119
Sample ID: 654136004	Client ID: SOOP001
Matrix: GW	
Collect Date: 25-JAN-24 12:20	
Receive Date: 02-FEB-24	
Collector: Client	

Parameter	Qualifier	Result	Uncertainty	MDC	RL	Units	PF	DF	Analyst	Date	Time	Batch	Method
Rad Gas Flow Proportional Counting													
GFPC, Ra228, Liquid "As Received"													
Radium-228	U	0.635	+/-0.802	1.36	3.00	pCi/L		JE1	02/23/24	1110	2568526		1
Rad Radium-226													
Lucas Cell, Ra226, Liquid "As Received"													
Radium-226		0.601	+/-0.329	0.260	1.00	pCi/L		MJ2	02/21/24	0836	2563217		2

The following Analytical Methods were performed:

Method	Description	Analyst Comments
1	EPA 904.0/SW846 9320 Modified	
2	EPA 903.1 Modified	

Surrogate/Tracer Recovery	Test	Result	Nominal	Recovery%	Acceptable Limits
Barium-133 Tracer	GFPC, Ra228, Liquid "As Received"			87.6	(15%-125%)

Notes:

Counting Uncertainty is calculated at the 95% confidence level (1.96-sigma).

Column headers are defined as follows:

DF: Dilution Factor	Lc/LC: Critical Level
DL: Detection Limit	PF: Prep Factor
MDA: Minimum Detectable Activity	RL: Reporting Limit
MDC: Minimum Detectable Concentration	SQL: Sample Quantitation Limit

GEL LABORATORIES LLC

2040 Savage Road Charleston SC 29407 - (843) 556-8171 - www.gel.com

Certificate of Analysis

Report Date: February 26, 2024

Company : Santee Cooper
Address : P.O. Box 2946101
OCO3
Moncks Corner, South Carolina 29461
Contact: Ms. Jeanette Gilmetti
Project: ABS Lab Analytical

Client Sample ID: AF87780 Project: SOOP00119
Sample ID: 654136005 Client ID: SOOP001
Matrix: GW
Collect Date: 25-JAN-24 13:46
Receive Date: 02-FEB-24
Collector: Client

Parameter	Qualifier	Result	Uncertainty	MDC	RL	Units	PF	DF	Analyst	Date	Time	Batch	Method
Rad Gas Flow Proportional Counting													
GFPC, Ra228, Liquid "As Received"													
Radium-228	U	0.289	+/-0.631	1.14	3.00	pCi/L		JE1	02/23/24	1110	2568526		1
Rad Radium-226													
Lucas Cell, Ra226, Liquid "As Received"													
Radium-226		0.575	+/-0.383	0.455	1.00	pCi/L		MJ2	02/21/24	0836	2563217		2

The following Analytical Methods were performed:

Method	Description	Analyst Comments
1	EPA 904.0/SW846 9320 Modified	
2	EPA 903.1 Modified	

Surrogate/Tracer Recovery	Test	Result	Nominal	Recovery%	Acceptable Limits
Barium-133 Tracer	GFPC, Ra228, Liquid "As Received"			89.1	(15%-125%)

Notes:

Counting Uncertainty is calculated at the 95% confidence level (1.96-sigma).

Column headers are defined as follows:

DF: Dilution Factor Lc/LC: Critical Level
DL: Detection Limit PF: Prep Factor
MDA: Minimum Detectable Activity RL: Reporting Limit
MDC: Minimum Detectable Concentration SQL: Sample Quantitation Limit

GEL LABORATORIES LLC

2040 Savage Road Charleston SC 29407 - (843) 556-8171 - www.gel.com

Certificate of Analysis

Report Date: February 26, 2024

Company : Santee Cooper
 Address : P.O. Box 2946101
 OCO3
 Moncks Corner, South Carolina 29461
 Contact: Ms. Jeanette Gilmetti
 Project: ABS Lab Analytical

Client Sample ID: AF87779	Project: SOOP00119
Sample ID: 654136006	Client ID: SOOP001
Matrix: GW	
Collect Date: 25-JAN-24 14:34	
Receive Date: 02-FEB-24	
Collector: Client	

Parameter	Qualifier	Result	Uncertainty	MDC	RL	Units	PF	DF	Analyst	Date	Time	Batch	Method
Rad Gas Flow Proportional Counting													
GFPC, Ra228, Liquid "As Received"													
Radium-228	U	-0.283	+/-0.635	1.34	3.00	pCi/L		JE1	02/23/24	1110	2568526		1
Rad Radium-226													
Lucas Cell, Ra226, Liquid "As Received"													
Radium-226		1.49	+/-0.496	0.290	1.00	pCi/L		MJ2	02/21/24	0836	2563217		2

The following Analytical Methods were performed:

Method	Description	Analyst Comments
1	EPA 904.0/SW846 9320 Modified	
2	EPA 903.1 Modified	

Surrogate/Tracer Recovery	Test	Result	Nominal	Recovery%	Acceptable Limits
Barium-133 Tracer	GFPC, Ra228, Liquid "As Received"			91	(15%-125%)

Notes:

Counting Uncertainty is calculated at the 95% confidence level (1.96-sigma).

Column headers are defined as follows:

DF: Dilution Factor	Lc/LC: Critical Level
DL: Detection Limit	PF: Prep Factor
MDA: Minimum Detectable Activity	RL: Reporting Limit
MDC: Minimum Detectable Concentration	SQL: Sample Quantitation Limit

GEL LABORATORIES LLC

2040 Savage Road Charleston, SC 29407 - (843) 556-8171 - www.gel.com

QC Summary

Report Date: February 26, 2024

Page 1 of 2

Santee Cooper
P.O. Box 2946101
OCO3
Moncks Corner, South Carolina
Ms. Jeanette Gilmetti

Contact:
Workorder: 654136

Parmname	NOM	Sample	Qual	QC	Units	RPD%	REC%	Range	Anlst	Date	Time
Rad Gas Flow											
Batch	2568526										
QC1205650263	654136001	DUP									
Radium-228	U	0.712		1.52	pCi/L	72.3		(0% - 100%)	JE1	02/23/24	11:11
	Uncertainty	+/-1.28		+/-0.944							
QC1205650264	LCS										
Radium-228	72.0			71.4	pCi/L		99.2	(75%-125%)		02/23/24	11:11
	Uncertainty			+/-3.83							
QC1205650262	MB										
Radium-228			U	0.536	pCi/L					02/23/24	11:11
	Uncertainty			+/-0.599							
Rad Ra-226											
Batch	2563217										
QC1205639954	654136001	DUP									
Radium-226		1.08		0.917	pCi/L	15.9		(0% - 100%)	MJ2	02/21/24	08:36
	Uncertainty	+/-0.486		+/-0.490							
QC1205639957	LCS										
Radium-226	26.9			27.0	pCi/L		100	(75%-125%)		02/21/24	09:11
	Uncertainty			+/-2.18							
QC1205639952	MB										
Radium-226			U	0.210	pCi/L					02/21/24	08:36
	Uncertainty			+/-0.286							
QC1205639956	654136001	MS									
Radium-226	130	1.08		119	pCi/L		90.5	(75%-125%)		02/21/24	09:11
	Uncertainty	+/-0.486		+/-9.93							

- Notes:**
- Counting Uncertainty is calculated at the 95% confidence level (1.96-sigma).
 - The Qualifiers in this report are defined as follows:
 - U Analyte was analyzed for, but not detected above the MDL, MDA, MDC or LOD.
 - J Value is estimated
 - X Consult Case Narrative, Data Summary package, or Project Manager concerning this qualifier
 - H Analytical holding time was exceeded
 - < Result is less than value reported

GEL LABORATORIES LLC

2040 Savage Road Charleston, SC 29407 - (843) 556-8171 - www.gel.com

QC Summary

Workorder: 654136

Page 2 of 2

Paramname	NOM	Sample	Qual	QC	Units	RPD%	REC%	Range	Anlst	Date	Time
>	Result is greater than value reported										
UI	Gamma Spectroscopy--Uncertain identification										
BD	Results are either below the MDC or tracer recovery is low										
h	Preparation or preservation holding time was exceeded										
R	Sample results are rejected										
^	RPD of sample and duplicate evaluated using +/-RL. Concentrations are <5X the RL. Qualifier Not Applicable for Radiochemistry.										
N/A	RPD or %Recovery limits do not apply.										
ND	Analyte concentration is not detected above the detection limit										
M	M if above MDC and less than LLD										
NJ	Consult Case Narrative, Data Summary package, or Project Manager concerning this qualifier										
FA	Failed analysis.										
UJ	Gamma Spectroscopy--Uncertain identification										
Q	One or more quality control criteria have not been met. Refer to the applicable narrative or DER.										
K	Analyte present. Reported value may be biased high. Actual value is expected to be lower.										
UL	Not considered detected. The associated number is the reported concentration, which may be inaccurate due to a low bias.										
L	Analyte present. Reported value may be biased low. Actual value is expected to be higher.										
NI	See case narrative										
Y	Other specific qualifiers were required to properly define the results. Consult case narrative.										
**	Analyte is a Tracer compound										
M	REMP Result > MDC/CL and < RDL										
J	See case narrative for an explanation										

N/A indicates that spike recovery limits do not apply when sample concentration exceeds spike conc. by a factor of 4 or more or %RPD not applicable.

^ The Relative Percent Difference (RPD) obtained from the sample duplicate (DUP) is evaluated against the acceptance criteria when the sample is greater than five times (5X) the contract required detection limit (RL). In cases where either the sample or duplicate value is less than 5X the RL, a control limit of +/- the RL is used to evaluate the DUP result.

* Indicates that a Quality Control parameter was not within specifications.

For PS, PSD, and SDILT results, the values listed are the measured amounts, not final concentrations.

Where the analytical method has been performed under NELAP certification, the analysis has met all of the requirements of the NELAC standard unless qualified on the QC Summary.

**Radiochemistry
Technical Case Narrative
Santee Cooper
SDG #: 654136**

Product: GFPC, Ra228, Liquid

Analytical Method: EPA 904.0/SW846 9320 Modified

Analytical Procedure: GL-RAD-A-063 REV# 5

Analytical Batch: 2568526

The following samples were analyzed using the above methods and analytical procedure(s).

<u>GEL Sample ID#</u>	<u>Client Sample Identification</u>
654136001	AF87814
654136002	AF87778
654136003	AF87777
654136004	AF87769
654136005	AF87780
654136006	AF87779
1205650262	Method Blank (MB)
1205650263	654136001(AF87814) Sample Duplicate (DUP)
1205650264	Laboratory Control Sample (LCS)

The samples in this SDG were analyzed on an "as received" basis.

Data Summary:

There are no exceptions, anomalies or deviations from the specified methods. All sample data provided in this report met the acceptance criteria specified in the analytical methods and procedures for initial calibration, continuing calibration, instrument controls and process controls where applicable.

Product: Lucas Cell, Ra226, Liquid

Analytical Method: EPA 903.1 Modified

Analytical Procedure: GL-RAD-A-008 REV# 15

Analytical Batch: 2563217

The following samples were analyzed using the above methods and analytical procedure(s).

<u>GEL Sample ID#</u>	<u>Client Sample Identification</u>
654136001	AF87814
654136002	AF87778
654136003	AF87777
654136004	AF87769
654136005	AF87780
654136006	AF87779
1205639952	Method Blank (MB)
1205639954	654136001(AF87814) Sample Duplicate (DUP)
1205639956	654136001(AF87814) Matrix Spike (MS)
1205639957	Laboratory Control Sample (LCS)

The samples in this SDG were analyzed on an "as received" basis.

Data Summary:

All sample data provided in this report met the acceptance criteria specified in the analytical methods and procedures for initial calibration, continuing calibration, instrument controls and process controls where applicable, with the following exceptions.

Miscellaneous Information**Additional Comments**

Aliquots for the matrix spikes, 1205639956 (AF87814MS), were reduced to conserve sample volume.

Certification Statement

Where the analytical method has been performed under NELAP certification, the analysis has met all of the requirements of the NELAC standard unless otherwise noted in the analytical case narrative.

Chain of Custody



Customer Email/Report Recipient: _____ Date Results Needed by: _____ Project/Task/Unit #: _____ Rerun request for any flagged QC

LINDA.WILLIAMS @santecooper.com _____ / _____ / _____ 125915 / JM02.09.G01.1 / 36500 Yes No

Analysis Group

Labworks ID # (Internal use only)	Sample Location/ Description	Collection Date	Collection Time	Sample Collector	Total # of containers	Bottle type: (Glass- G/Plastic-P)	Grab (G) or Composite (C)	Matrix(see below)	Preservative (see below)	Comments • Method # • Reporting limit • Misc. sample info • Any other notes	RAD 226	RAD 228
AF87814	FOZ-8	1/25/24	0928	WJK ML	2	P	G	GW	2		1	1
AF87778	CCMAP-9		1046									
77	CCMAP-8		1131									
69	CCMAP-1		1220									
80	CCMAP-11		1346									
79	CCMAP-10		1434									

Relinquished by:	Employee#	Date	Time	Received by:	Employee #	Date	Time
<i>[Signature]</i>	36851	2/2/24	0947	<i>[Signature]</i>	GEL	2/2/24	0947
<i>[Signature]</i>	GEL	2-2-24	1525	<i>[Signature]</i>	GEL	2/2/24	1525

Sample Receiving (Internal Use Only)
TEMP (°C): _____ Initial: _____

Correct pH: Yes No

Preservative Lot#:

Date/Time/Init for preservative:

<p><input type="checkbox"/> METALS (all)</p> <table style="width: 100%;"> <tr><td><input type="checkbox"/> Ag</td><td><input type="checkbox"/> Cu</td><td><input type="checkbox"/> Sb</td></tr> <tr><td><input type="checkbox"/> Al</td><td><input type="checkbox"/> Fe</td><td><input type="checkbox"/> Se</td></tr> <tr><td><input type="checkbox"/> As</td><td><input type="checkbox"/> K</td><td><input type="checkbox"/> Sn</td></tr> <tr><td><input type="checkbox"/> B</td><td><input type="checkbox"/> Li</td><td><input type="checkbox"/> Sr</td></tr> <tr><td><input type="checkbox"/> Ba</td><td><input type="checkbox"/> Mg</td><td><input type="checkbox"/> Ti</td></tr> <tr><td><input type="checkbox"/> Be</td><td><input type="checkbox"/> Mn</td><td><input type="checkbox"/> Tl</td></tr> <tr><td><input type="checkbox"/> Ca</td><td><input type="checkbox"/> Mo</td><td><input type="checkbox"/> V</td></tr> <tr><td><input type="checkbox"/> Cd</td><td><input type="checkbox"/> Na</td><td><input type="checkbox"/> Zn</td></tr> <tr><td><input type="checkbox"/> Co</td><td><input type="checkbox"/> Ni</td><td><input type="checkbox"/> Hg</td></tr> <tr><td><input type="checkbox"/> Cr</td><td><input type="checkbox"/> Pb</td><td><input type="checkbox"/> CrVI</td></tr> </table>	<input type="checkbox"/> Ag	<input type="checkbox"/> Cu	<input type="checkbox"/> Sb	<input type="checkbox"/> Al	<input type="checkbox"/> Fe	<input type="checkbox"/> Se	<input type="checkbox"/> As	<input type="checkbox"/> K	<input type="checkbox"/> Sn	<input type="checkbox"/> B	<input type="checkbox"/> Li	<input type="checkbox"/> Sr	<input type="checkbox"/> Ba	<input type="checkbox"/> Mg	<input type="checkbox"/> Ti	<input type="checkbox"/> Be	<input type="checkbox"/> Mn	<input type="checkbox"/> Tl	<input type="checkbox"/> Ca	<input type="checkbox"/> Mo	<input type="checkbox"/> V	<input type="checkbox"/> Cd	<input type="checkbox"/> Na	<input type="checkbox"/> Zn	<input type="checkbox"/> Co	<input type="checkbox"/> Ni	<input type="checkbox"/> Hg	<input type="checkbox"/> Cr	<input type="checkbox"/> Pb	<input type="checkbox"/> CrVI	<p>Nutrients</p> <p><input type="checkbox"/> TOC <input type="checkbox"/> DOC <input type="checkbox"/> TP/TPO4 <input type="checkbox"/> NH3-N <input type="checkbox"/> F <input type="checkbox"/> Cl <input type="checkbox"/> NO2 <input type="checkbox"/> Br <input type="checkbox"/> NO3 <input type="checkbox"/> SO4</p>	<p>MISC.</p> <p><input type="checkbox"/> BTEX <input type="checkbox"/> Naphthalene <input type="checkbox"/> THM/HAA <input type="checkbox"/> VOC <input type="checkbox"/> Oil & Grease <input type="checkbox"/> E. Coli <input type="checkbox"/> Total Coliform <input type="checkbox"/> pH <input type="checkbox"/> Dissolved As <input type="checkbox"/> Dissolved Fe <input type="checkbox"/> Rad 226 <input type="checkbox"/> Rad 228 <input type="checkbox"/> PCB</p>	<p>Gypsum</p> <p><input type="checkbox"/> Wallboard Gypsum(all below) <input type="checkbox"/> AIM <input type="checkbox"/> TOC <input type="checkbox"/> Total metals <input type="checkbox"/> Soluble Metals <input type="checkbox"/> Purity (CaSO4) <input type="checkbox"/> % Moisture <input type="checkbox"/> Sulfites <input type="checkbox"/> pH <input type="checkbox"/> Chlorides <input type="checkbox"/> Particle Size <input type="checkbox"/> Sulfur</p>	<p>Coal</p> <p><input type="checkbox"/> Ultimate <input type="checkbox"/> % Moisture <input type="checkbox"/> Ash <input type="checkbox"/> Sulfur <input type="checkbox"/> BTUs <input type="checkbox"/> Volatile Matter <input type="checkbox"/> CHN Other Tests: <input type="checkbox"/> XRF Scan <input type="checkbox"/> HGI <input type="checkbox"/> Fineness <input type="checkbox"/> Particulate Matter</p>	<p>Flyash</p> <p><input type="checkbox"/> Ammonia <input type="checkbox"/> LOI <input type="checkbox"/> % Carbon <input type="checkbox"/> Mineral Analysis <input type="checkbox"/> Sieve <input type="checkbox"/> % Moisture NPDES <input type="checkbox"/> Oil & Grease <input type="checkbox"/> As <input type="checkbox"/> TSS</p>	<p>Oil</p> <p><input type="checkbox"/> Trans. Oil Qual. <input type="checkbox"/> %Moisture <input type="checkbox"/> Color <input type="checkbox"/> Acidity <input type="checkbox"/> Dielectric Strength <input type="checkbox"/> IFT <input type="checkbox"/> Dissolved Gases <input type="checkbox"/> Used Oil <input type="checkbox"/> Flashpoint <input type="checkbox"/> Metals in oil (As,Cd,Cr,Ni,Pb Hg) <input type="checkbox"/> TX <input type="checkbox"/> GOFER</p>
<input type="checkbox"/> Ag	<input type="checkbox"/> Cu	<input type="checkbox"/> Sb																																		
<input type="checkbox"/> Al	<input type="checkbox"/> Fe	<input type="checkbox"/> Se																																		
<input type="checkbox"/> As	<input type="checkbox"/> K	<input type="checkbox"/> Sn																																		
<input type="checkbox"/> B	<input type="checkbox"/> Li	<input type="checkbox"/> Sr																																		
<input type="checkbox"/> Ba	<input type="checkbox"/> Mg	<input type="checkbox"/> Ti																																		
<input type="checkbox"/> Be	<input type="checkbox"/> Mn	<input type="checkbox"/> Tl																																		
<input type="checkbox"/> Ca	<input type="checkbox"/> Mo	<input type="checkbox"/> V																																		
<input type="checkbox"/> Cd	<input type="checkbox"/> Na	<input type="checkbox"/> Zn																																		
<input type="checkbox"/> Co	<input type="checkbox"/> Ni	<input type="checkbox"/> Hg																																		
<input type="checkbox"/> Cr	<input type="checkbox"/> Pb	<input type="checkbox"/> CrVI																																		

Matrix codes: GW-groundwater, DW-drinking water, SW-surface water, WW-waste water, BW-boiler water, L-limestone, Oil-oil, S-Soil, SL-solid, C-coal, G-gypsum, FA-flyash, BA-bottom ash, M-misc (describe in comment section)
Preservative code- 1=<4°C 2=HNO3 3=H2SO4 4=HCl 5=Na2S2O3 6-Other (Specify)

SAMPLE RECEIPT & REVIEW FORM

Client: SCCP SDG/AR/COC/Work Order: 654136

Received By: QG Date Received: 2/2/24

Carrier and Tracking Number
 Circle Applicable: FedEx Express FedEx Ground UPS Field Services Courier Other

Suspected Hazard Information
 *If Net Counts > 100cpm on samples not marked "radioactive", contact the Radiation Safety Group for further investigation.

A) Shipped as a DOT Hazardous? Yes No
 Hazard Class Shipped: _____ UN#: _____
 If UN2910, Is the Radioactive Shipment Survey Compliant? Yes ___ No ___

B) Did the client designate the samples are to be received as radioactive? Yes No
 COC notation or radioactive stickers on containers equal client designation.

C) Did the RSO classify the samples as radioactive? Yes No
 Maximum Net Counts Observed* (Observed Counts - Area Background Counts): 0 CPM mR/Itr
 Classified as: Rad 1 Rad 2 Rad 3

D) Did the client designate samples are hazardous? Yes No
 COC notation or hazard labels on containers equal client designation.

E) Did the RSO identify possible hazards? Yes No
 If D or E is yes, select Hazards below.
 PCB's Flammable Foreign Soil RCRA Asbestos Beryllium Other:

Sample Receipt Criteria	Yes	NA	No	Comments/Qualifiers (Required for Non-Conforming Items)
1 Shipping containers received intact and sealed?	<input checked="" type="checkbox"/>	<input type="checkbox"/>	<input type="checkbox"/>	Circle Applicable: Seals broken Damaged container Leaking container Other (describe)
2 Chain of custody documents included with shipment?	<input checked="" type="checkbox"/>	<input type="checkbox"/>	<input type="checkbox"/>	Circle Applicable: Client contacted and provided COC COC created upon receipt
3 Samples requiring cold preservation within (0 ≤ 6 deg. C)?*	<input checked="" type="checkbox"/>	<input type="checkbox"/>	<input type="checkbox"/>	Preservation Method: Wet Ice Ice Packs Dry ice <u>None</u> Other: _____ *all temperatures are recorded in Celsius TEMP: <u>13 °C</u>
4 Daily check performed and passed on IR temperature gun?	<input checked="" type="checkbox"/>	<input type="checkbox"/>	<input type="checkbox"/>	Temperature Device Serial #: <u>IR1-23</u> Secondary Temperature Device Serial # (If Applicable): _____
5 Sample containers intact and sealed?	<input checked="" type="checkbox"/>	<input type="checkbox"/>	<input type="checkbox"/>	Circle Applicable: Seals broken Damaged container Leaking container Other (describe)
6 Samples requiring chemical preservation at proper pH?	<input checked="" type="checkbox"/>	<input type="checkbox"/>	<input type="checkbox"/>	Sample ID's and Containers Affected: If Preservation added, Lot#: _____
7 Do any samples require Volatile Analysis?	<input checked="" type="checkbox"/>	<input type="checkbox"/>	<input type="checkbox"/>	If Yes, are Encores or Soil Kits present for solids? Yes ___ No ___ NA ___ (If yes, take to VOA Freezer) Do liquid VOA vials contain acid preservation? Yes ___ No ___ NA ___ (If unknown, select No) Are liquid VOA vials free of headspace? Yes ___ No ___ NA ___ Sample ID's and containers affected: _____
8 Samples received within holding time?	<input checked="" type="checkbox"/>	<input type="checkbox"/>	<input type="checkbox"/>	ID's and tests affected: _____
9 Sample ID's on COC match ID's on bottles?	<input checked="" type="checkbox"/>	<input type="checkbox"/>	<input type="checkbox"/>	ID's and containers affected: _____
10 Date & time on COC match date & time on bottles?	<input checked="" type="checkbox"/>	<input type="checkbox"/>	<input type="checkbox"/>	Circle Applicable: No dates on containers No times on containers COC missing info Other (describe)
11 Number of containers received match number indicated on COC?	<input checked="" type="checkbox"/>	<input type="checkbox"/>	<input type="checkbox"/>	Circle Applicable: No container count on COC Other (describe)
12 Are sample containers identifiable as GEL provided by use of GEL labels?	<input checked="" type="checkbox"/>	<input type="checkbox"/>	<input type="checkbox"/>	<u>Client and Gel labels</u>
13 COC form is properly signed in relinquished/received sections?	<input checked="" type="checkbox"/>	<input type="checkbox"/>	<input type="checkbox"/>	Circle Applicable: Not relinquished Other (describe)

Comments (Use Continuation Form if needed):

PM (or PMA) review: Initials fw Date 2/5/24 Page 1 of 1

List of current GEL Certifications as of 26 February 2024

State	Certification
Alabama	42200
Alaska	17-018
Alaska Drinking Water	SC00012
Arkansas	88-00651
CLIA	42D0904046
California	2940
Colorado	SC00012
Connecticut	PH-0169
DoD ELAP/ ISO17025 A2LA	2567.01
Florida NELAP	E87156
Foreign Soils Permit	P330-15-00283, P330-15-00253
Georgia	SC00012
Georgia SDWA	967
Hawaii	SC00012
Idaho	SC00012
Illinois NELAP	200029
Indiana	C-SC-01
Kansas NELAP	E-10332
Kentucky SDWA	KY90129
Kentucky Wastewater	KY90129
Louisiana Drinking Water	LA024
Louisiana NELAP	03046 (AI33904)
Maine	2023019
Maryland	270
Massachusetts	M-SC012
Massachusetts PFAS Approv	Letter
Michigan	9976
Mississippi	SC00012
Nebraska	NE-OS-26-13
Nevada	SC000122024-05
New Hampshire NELAP	2054
New Jersey NELAP	SC002
New Mexico	SC00012
New York NELAP	11501
North Carolina	233
North Carolina SDWA	45709
North Dakota	R-158
Oklahoma	2023-152
Pennsylvania NELAP	68-00485
Puerto Rico	SC00012
S. Carolina Radiochem	10120002
Sanitation Districts of L	9255651
South Carolina Chemistry	10120001
Tennessee	TN 02934
Texas NELAP	T104704235-23-21
Utah NELAP	SC000122023-38
Vermont	VT87156
Virginia NELAP	460202
Washington	C780

ANALYTICAL REPORT

PREPARED FOR

Attn: Linda Williams
South Carolina Public Service Authority
Santee Cooper
PO BOX 2946101
Moncks Corner, South Carolina 29461-2901

Generated 1/24/2024 5:33:34 PM Revision 1

JOB DESCRIPTION

125915/JM02.09.G01.1/36500

JOB NUMBER

680-245634-1

Eurofins Savannah

Job Notes

This report may not be reproduced except in full, and with written approval from the laboratory. The results relate only to the samples tested. For questions please contact the Project Manager at the e-mail address or telephone number listed on this page.

The test results in this report relate only to the samples as received by the laboratory and will meet all requirements of the methodology, with any exceptions noted. This report shall not be reproduced except in full, without the express written approval of the laboratory. All questions should be directed to the Eurofins Environment Testing Southeast, LLC Project Manager.

Authorization



Generated
1/24/2024 5:33:34 PM
Revision 1

Authorized for release by
Jerry Lanier, Project Manager I
Jerry.Lanier@et.eurofinsus.com
(912)250-0281



Table of Contents

Cover Page	1
Table of Contents	3
Case Narrative	4
Sample Summary	5
Method Summary	6
Definitions	7
Detection Summary	8
Client Sample Results	9
QC Sample Results	24
QC Association	25
Chronicle	27
Chain of Custody	30
Receipt Checklists	32
Certification Summary	33

Case Narrative

Client: South Carolina Public Service Authority
Project: 125915/JM02.09.G01.1/36500

Job ID: 680-245634-1

Job ID: 680-245634-1

Eurofins Savannah

Job Narrative 680-245634-1

REVISION

The report being provided is a revision of the original report sent on 1/23/2024. The report (revision 1) is being revised due to client needing batch QC reported.

Analytical test results meet all requirements of the associated regulatory program listed on the Accreditation/Certification Summary Page unless otherwise noted under the individual analysis. Data qualifiers are applied to indicate exceptions. Noncompliant quality control (QC) is further explained in narrative comments.

- Matrix QC may not be reported if insufficient sample or site-specific QC samples were not submitted. In these situations, to demonstrate precision and accuracy at a batch level, a LCS/LCSD may be performed, unless otherwise specified in the method.
- Surrogate and/or isotope dilution analyte recoveries (if applicable) which are outside of the QC window are confirmed unless attributed to a dilution or otherwise noted in the narrative.

Regulated compliance samples (e.g. SDWA, NPDES) must comply with the associated agency requirements/permits.

Receipt

The samples were received on 1/18/2024 3:10 PM. Unless otherwise noted below, the samples arrived in good condition, and, where required, properly preserved and on ice. The temperature of the cooler at receipt time was 13.6°C

Metals

No additional analytical or quality issues were noted, other than those described above or in the Definitions/ Glossary page.

Eurofins Savannah

Sample Summary

Client: South Carolina Public Service Authority
Project/Site: 125915/JM02.09.G01.1/36500

Job ID: 680-245634-1

Lab Sample ID	Client Sample ID	Matrix	Collected	Received
680-245634-1	AF87786	GW	01/10/24 09:13	01/18/24 15:10
680-245634-2	AF87787	GW	01/10/24 10:20	01/18/24 15:10
680-245634-3	AF87792	GW	01/10/24 11:38	01/18/24 15:10
680-245634-4	AF87795	GW	01/10/24 12:35	01/18/24 15:10
680-245634-5	AF87796	GW	01/10/24 14:16	01/18/24 15:10
680-245634-6	AF87784	GW	01/04/24 13:18	01/18/24 15:10
680-245634-7	AF87793	GW	01/04/24 11:33	01/18/24 15:10
680-245634-8	AF87794	GW	01/04/24 11:38	01/18/24 15:10
680-245634-9	AF87798	GW	01/04/24 10:10	01/18/24 15:10
680-245634-10	AF87799	GW	01/04/24 14:10	01/18/24 15:10
680-245634-11	AF87788	GW	01/08/24 13:31	01/18/24 15:10
680-245634-12	AF87785	GW	01/08/24 13:31	01/18/24 15:10
680-245634-13	AF87807	GW	01/08/24 10:48	01/18/24 15:10
680-245634-14	AF87768	GW	01/08/24 11:55	01/18/24 15:10
680-245634-15	AF87754	GW	01/10/24 15:16	01/18/24 15:10



Method Summary

Client: South Carolina Public Service Authority
Project/Site: 125915/JM02.09.G01.1/36500

Job ID: 680-245634-1

Method	Method Description	Protocol	Laboratory
7470A	Mercury (CVAA)	SW846	EET SAV
7470A	Preparation, Mercury	SW846	EET SAV

Protocol References:

SW846 = "Test Methods For Evaluating Solid Waste, Physical/Chemical Methods", Third Edition, November 1986 And Its Updates.

Laboratory References:

EET SAV = Eurofins Savannah, 5102 LaRoche Avenue, Savannah, GA 31404, TEL (912)354-7858

- 1
- 2
- 3
- 4
- 5
- 6
- 7
- 8
- 9
- 10
- 11
- 12
- 13
- 14

Definitions/Glossary

Client: South Carolina Public Service Authority
Project/Site: 125915/JM02.09.G01.1/36500

Job ID: 680-245634-1

Qualifiers

Metals

Qualifier	Qualifier Description
U	Indicates the analyte was analyzed for but not detected.

Glossary

Abbreviation	These commonly used abbreviations may or may not be present in this report.
α	Listed under the "D" column to designate that the result is reported on a dry weight basis
%R	Percent Recovery
CFL	Contains Free Liquid
CFU	Colony Forming Unit
CNF	Contains No Free Liquid
DER	Duplicate Error Ratio (normalized absolute difference)
Dil Fac	Dilution Factor
DL	Detection Limit (DoD/DOE)
DL, RA, RE, IN	Indicates a Dilution, Re-analysis, Re-extraction, or additional Initial metals/anion analysis of the sample
DLC	Decision Level Concentration (Radiochemistry)
EDL	Estimated Detection Limit (Dioxin)
LOD	Limit of Detection (DoD/DOE)
LOQ	Limit of Quantitation (DoD/DOE)
MCL	EPA recommended "Maximum Contaminant Level"
MDA	Minimum Detectable Activity (Radiochemistry)
MDC	Minimum Detectable Concentration (Radiochemistry)
MDL	Method Detection Limit
ML	Minimum Level (Dioxin)
MPN	Most Probable Number
MQL	Method Quantitation Limit
NC	Not Calculated
ND	Not Detected at the reporting limit (or MDL or EDL if shown)
NEG	Negative / Absent
POS	Positive / Present
PQL	Practical Quantitation Limit
PRES	Presumptive
QC	Quality Control
RER	Relative Error Ratio (Radiochemistry)
RL	Reporting Limit or Requested Limit (Radiochemistry)
RPD	Relative Percent Difference, a measure of the relative difference between two points
TEF	Toxicity Equivalent Factor (Dioxin)
TEQ	Toxicity Equivalent Quotient (Dioxin)
TNTC	Too Numerous To Count

Detection Summary

Client: South Carolina Public Service Authority
Project/Site: 125915/JM02.09.G01.1/36500

Job ID: 680-245634-1

Client Sample ID: AF87786	Lab Sample ID: 680-245634-1
<input type="checkbox"/> No Detections.	
Client Sample ID: AF87787	Lab Sample ID: 680-245634-2
<input type="checkbox"/> No Detections.	
Client Sample ID: AF87792	Lab Sample ID: 680-245634-3
<input type="checkbox"/> No Detections.	
Client Sample ID: AF87795	Lab Sample ID: 680-245634-4
<input type="checkbox"/> No Detections.	
Client Sample ID: AF87796	Lab Sample ID: 680-245634-5
<input type="checkbox"/> No Detections.	
Client Sample ID: AF87784	Lab Sample ID: 680-245634-6
<input type="checkbox"/> No Detections.	
Client Sample ID: AF87793	Lab Sample ID: 680-245634-7
<input type="checkbox"/> No Detections.	
Client Sample ID: AF87794	Lab Sample ID: 680-245634-8
<input type="checkbox"/> No Detections.	
Client Sample ID: AF87798	Lab Sample ID: 680-245634-9
<input type="checkbox"/> No Detections.	
Client Sample ID: AF87799	Lab Sample ID: 680-245634-10
<input type="checkbox"/> No Detections.	
Client Sample ID: AF87788	Lab Sample ID: 680-245634-11
<input type="checkbox"/> No Detections.	
Client Sample ID: AF87785	Lab Sample ID: 680-245634-12
<input type="checkbox"/> No Detections.	
Client Sample ID: AF87807	Lab Sample ID: 680-245634-13
<input type="checkbox"/> No Detections.	
Client Sample ID: AF87768	Lab Sample ID: 680-245634-14
<input type="checkbox"/> No Detections.	
Client Sample ID: AF87754	Lab Sample ID: 680-245634-15
<input type="checkbox"/> No Detections.	

This Detection Summary does not include radiochemical test results.

Eurofins Savannah

Client Sample Results

Client: South Carolina Public Service Authority
Project/Site: 125915/JM02.09.G01.1/36500

Job ID: 680-245634-1

Client Sample ID: AF87786

Lab Sample ID: 680-245634-1

Date Collected: 01/10/24 09:13

Matrix: GW

Date Received: 01/18/24 15:10

Method: SW846 7470A - Mercury (CVAA)

Analyte	Result	Qualifier	RL	MDL	Unit	D	Prepared	Analyzed	Dil Fac
Mercury	0.200	U	0.200		ug/L		01/22/24 08:40	01/22/24 17:29	1

- 1
- 2
- 3
- 4
- 5
- 6
- 7
- 8
- 9
- 10
- 11
- 12
- 13
- 14

Client Sample Results

Client: South Carolina Public Service Authority
Project/Site: 125915/JM02.09.G01.1/36500

Job ID: 680-245634-1

Client Sample ID: AF87787

Lab Sample ID: 680-245634-2

Date Collected: 01/10/24 10:20

Matrix: GW

Date Received: 01/18/24 15:10

Method: SW846 7470A - Mercury (CVAA)

Analyte	Result	Qualifier	RL	MDL	Unit	D	Prepared	Analyzed	Dil Fac
Mercury	0.200	U	0.200		ug/L		01/22/24 08:40	01/22/24 17:31	1

- 1
- 2
- 3
- 4
- 5
- 6
- 7
- 8
- 9
- 10
- 11
- 12
- 13
- 14

Client Sample Results

Client: South Carolina Public Service Authority
Project/Site: 125915/JM02.09.G01.1/36500

Job ID: 680-245634-1

Client Sample ID: AF87792

Lab Sample ID: 680-245634-3

Date Collected: 01/10/24 11:38

Matrix: GW

Date Received: 01/18/24 15:10

Method: SW846 7470A - Mercury (CVAA)

Analyte	Result	Qualifier	RL	MDL	Unit	D	Prepared	Analyzed	Dil Fac
Mercury	0.200	U	0.200		ug/L		01/22/24 09:17	01/22/24 17:43	1

- 1
- 2
- 3
- 4
- 5
- 6
- 7
- 8
- 9
- 10
- 11
- 12
- 13
- 14

Client Sample Results

Client: South Carolina Public Service Authority
Project/Site: 125915/JM02.09.G01.1/36500

Job ID: 680-245634-1

Client Sample ID: AF87795

Lab Sample ID: 680-245634-4

Date Collected: 01/10/24 12:35

Matrix: GW

Date Received: 01/18/24 15:10

Method: SW846 7470A - Mercury (CVAA)

Analyte	Result	Qualifier	RL	MDL	Unit	D	Prepared	Analyzed	Dil Fac
Mercury	0.200	U	0.200		ug/L		01/22/24 09:17	01/22/24 17:45	1

- 1
- 2
- 3
- 4
- 5
- 6
- 7
- 8
- 9
- 10
- 11
- 12
- 13
- 14

Client Sample Results

Client: South Carolina Public Service Authority
Project/Site: 125915/JM02.09.G01.1/36500

Job ID: 680-245634-1

Client Sample ID: AF87796

Lab Sample ID: 680-245634-5

Date Collected: 01/10/24 14:16

Matrix: GW

Date Received: 01/18/24 15:10

Method: SW846 7470A - Mercury (CVAA)

Analyte	Result	Qualifier	RL	MDL	Unit	D	Prepared	Analyzed	Dil Fac
Mercury	0.200	U	0.200		ug/L		01/22/24 09:17	01/22/24 17:47	1

- 1
- 2
- 3
- 4
- 5
- 6
- 7
- 8
- 9
- 10
- 11
- 12
- 13
- 14

Client Sample Results

Client: South Carolina Public Service Authority
Project/Site: 125915/JM02.09.G01.1/36500

Job ID: 680-245634-1

Client Sample ID: AF87784

Lab Sample ID: 680-245634-6

Date Collected: 01/04/24 13:18

Matrix: GW

Date Received: 01/18/24 15:10

Method: SW846 7470A - Mercury (CVAA)

Analyte	Result	Qualifier	RL	MDL	Unit	D	Prepared	Analyzed	Dil Fac
Mercury	0.200	U	0.200		ug/L		01/22/24 08:40	01/22/24 17:04	1

- 1
- 2
- 3
- 4
- 5
- 6
- 7
- 8
- 9
- 10
- 11
- 12
- 13
- 14

Client Sample Results

Client: South Carolina Public Service Authority
Project/Site: 125915/JM02.09.G01.1/36500

Job ID: 680-245634-1

Client Sample ID: AF87793

Lab Sample ID: 680-245634-7

Date Collected: 01/04/24 11:33

Matrix: GW

Date Received: 01/18/24 15:10

Method: SW846 7470A - Mercury (CVAA)

Analyte	Result	Qualifier	RL	MDL	Unit	D	Prepared	Analyzed	Dil Fac
Mercury	0.200	U	0.200		ug/L		01/22/24 08:40	01/22/24 17:06	1

- 1
- 2
- 3
- 4
- 5
- 6
- 7
- 8
- 9
- 10
- 11
- 12
- 13
- 14

Client Sample Results

Client: South Carolina Public Service Authority
Project/Site: 125915/JM02.09.G01.1/36500

Job ID: 680-245634-1

Client Sample ID: AF87794

Lab Sample ID: 680-245634-8

Date Collected: 01/04/24 11:38

Matrix: GW

Date Received: 01/18/24 15:10

Method: SW846 7470A - Mercury (CVAA)

Analyte	Result	Qualifier	RL	MDL	Unit	D	Prepared	Analyzed	Dil Fac
Mercury	0.200	U	0.200		ug/L		01/22/24 08:40	01/22/24 17:12	1

- 1
- 2
- 3
- 4
- 5
- 6
- 7
- 8
- 9
- 10
- 11
- 12
- 13
- 14

Client Sample Results

Client: South Carolina Public Service Authority
Project/Site: 125915/JM02.09.G01.1/36500

Job ID: 680-245634-1

Client Sample ID: AF87798

Lab Sample ID: 680-245634-9

Date Collected: 01/04/24 10:10

Matrix: GW

Date Received: 01/18/24 15:10

Method: SW846 7470A - Mercury (CVAA)

Analyte	Result	Qualifier	RL	MDL	Unit	D	Prepared	Analyzed	Dil Fac
Mercury	0.200	U	0.200		ug/L		01/22/24 08:40	01/22/24 17:14	1

- 1
- 2
- 3
- 4
- 5
- 6
- 7
- 8
- 9
- 10
- 11
- 12
- 13
- 14

Client Sample Results

Client: South Carolina Public Service Authority
Project/Site: 125915/JM02.09.G01.1/36500

Job ID: 680-245634-1

Client Sample ID: AF87799

Lab Sample ID: 680-245634-10

Date Collected: 01/04/24 14:10

Matrix: GW

Date Received: 01/18/24 15:10

Method: SW846 7470A - Mercury (CVAA)

Analyte	Result	Qualifier	RL	MDL	Unit	D	Prepared	Analyzed	Dil Fac
Mercury	0.200	U	0.200		ug/L		01/22/24 08:40	01/22/24 17:16	1

- 1
- 2
- 3
- 4
- 5
- 6
- 7
- 8
- 9
- 10
- 11
- 12
- 13
- 14

Client Sample Results

Client: South Carolina Public Service Authority
Project/Site: 125915/JM02.09.G01.1/36500

Job ID: 680-245634-1

Client Sample ID: AF87788

Lab Sample ID: 680-245634-11

Date Collected: 01/08/24 13:31

Matrix: GW

Date Received: 01/18/24 15:10

Method: SW846 7470A - Mercury (CVAA)

Analyte	Result	Qualifier	RL	MDL	Unit	D	Prepared	Analyzed	Dil Fac
Mercury	0.200	U	0.200		ug/L		01/22/24 08:40	01/22/24 17:19	1

- 1
- 2
- 3
- 4
- 5
- 6
- 7
- 8
- 9
- 10
- 11
- 12
- 13
- 14

Client Sample Results

Client: South Carolina Public Service Authority
Project/Site: 125915/JM02.09.G01.1/36500

Job ID: 680-245634-1

Client Sample ID: AF87785

Lab Sample ID: 680-245634-12

Date Collected: 01/08/24 13:31

Matrix: GW

Date Received: 01/18/24 15:10

Method: SW846 7470A - Mercury (CVAA)

Analyte	Result	Qualifier	RL	MDL	Unit	D	Prepared	Analyzed	Dil Fac
Mercury	0.200	U	0.200		ug/L		01/22/24 08:40	01/22/24 17:21	1

- 1
- 2
- 3
- 4
- 5
- 6
- 7
- 8
- 9
- 10
- 11
- 12
- 13
- 14

Client Sample Results

Client: South Carolina Public Service Authority
Project/Site: 125915/JM02.09.G01.1/36500

Job ID: 680-245634-1

Client Sample ID: AF87807

Lab Sample ID: 680-245634-13

Date Collected: 01/08/24 10:48

Matrix: GW

Date Received: 01/18/24 15:10

Method: SW846 7470A - Mercury (CVAA)

Analyte	Result	Qualifier	RL	MDL	Unit	D	Prepared	Analyzed	Dil Fac
Mercury	0.200	U	0.200		ug/L		01/22/24 08:40	01/22/24 17:23	1

- 1
- 2
- 3
- 4
- 5
- 6
- 7
- 8
- 9
- 10
- 11
- 12
- 13
- 14

Client Sample Results

Client: South Carolina Public Service Authority
Project/Site: 125915/JM02.09.G01.1/36500

Job ID: 680-245634-1

Client Sample ID: AF87768

Lab Sample ID: 680-245634-14

Date Collected: 01/08/24 11:55

Matrix: GW

Date Received: 01/18/24 15:10

Method: SW846 7470A - Mercury (CVAA)

Analyte	Result	Qualifier	RL	MDL	Unit	D	Prepared	Analyzed	Dil Fac
Mercury	0.200	U	0.200		ug/L		01/22/24 08:40	01/22/24 17:25	1

- 1
- 2
- 3
- 4
- 5
- 6
- 7
- 8
- 9
- 10
- 11
- 12
- 13
- 14

Client Sample Results

Client: South Carolina Public Service Authority
Project/Site: 125915/JM02.09.G01.1/36500

Job ID: 680-245634-1

Client Sample ID: AF87754

Lab Sample ID: 680-245634-15

Date Collected: 01/10/24 15:16

Matrix: GW

Date Received: 01/18/24 15:10

Method: SW846 7470A - Mercury (CVAA)

Analyte	Result	Qualifier	RL	MDL	Unit	D	Prepared	Analyzed	Dil Fac
Mercury	0.200	U	0.200		ug/L		01/22/24 08:40	01/22/24 17:27	1

- 1
- 2
- 3
- 4
- 5
- 6
- 7
- 8
- 9
- 10
- 11
- 12
- 13
- 14

QC Sample Results

Client: South Carolina Public Service Authority
 Project/Site: 125915/JM02.09.G01.1/36500

Job ID: 680-245634-1

Method: 7470A - Mercury (CVAA)

Lab Sample ID: MB 680-818714/1-A
Matrix: Water
Analysis Batch: 818870

Client Sample ID: Method Blank
Prep Type: Total/NA
Prep Batch: 818714

Analyte	MB Result	MB Qualifier	RL	MDL	Unit	D	Prepared	Analyzed	Dil Fac
Mercury	0.200	U	0.200		ug/L		01/22/24 08:40	01/22/24 15:22	1

Lab Sample ID: LCS 680-818714/2-A
Matrix: Water
Analysis Batch: 818870

Client Sample ID: Lab Control Sample
Prep Type: Total/NA
Prep Batch: 818714

Analyte	Spike Added	LCS Result	LCS Qualifier	Unit	D	%Rec	%Rec Limits
Mercury	2.50	2.317		ug/L		93	80 - 120

Lab Sample ID: 680-245581-A-1-E MS
Matrix: Water
Analysis Batch: 818870

Client Sample ID: Matrix Spike
Prep Type: Total/NA
Prep Batch: 818714

Analyte	Sample Result	Sample Qualifier	Spike Added	MS Result	MS Qualifier	Unit	D	%Rec	%Rec Limits
Mercury	0.200	U	1.00	0.9506		ug/L		95	80 - 120

Lab Sample ID: 680-245581-A-1-F MSD
Matrix: Water
Analysis Batch: 818870

Client Sample ID: Matrix Spike Duplicate
Prep Type: Total/NA
Prep Batch: 818714

Analyte	Sample Result	Sample Qualifier	Spike Added	MSD Result	MSD Qualifier	Unit	D	%Rec	%Rec Limits	RPD	RPD Limit
Mercury	0.200	U	1.00	0.9271		ug/L		93	80 - 120	3	20

Lab Sample ID: MB 680-818722/1-A
Matrix: Water
Analysis Batch: 819104

Client Sample ID: Method Blank
Prep Type: Total/NA
Prep Batch: 818722

Analyte	MB Result	MB Qualifier	RL	MDL	Unit	D	Prepared	Analyzed	Dil Fac
Mercury	0.200	U	0.200		ug/L		01/22/24 09:17	01/22/24 17:37	1

Lab Sample ID: LCS 680-818722/2-A
Matrix: Water
Analysis Batch: 819104

Client Sample ID: Lab Control Sample
Prep Type: Total/NA
Prep Batch: 818722

Analyte	Spike Added	LCS Result	LCS Qualifier	Unit	D	%Rec	%Rec Limits
Mercury	2.50	2.500		ug/L		100	80 - 120

Lab Sample ID: 752-15667-K-1-H MS
Matrix: Water
Analysis Batch: 819104

Client Sample ID: Matrix Spike
Prep Type: Total/NA
Prep Batch: 818722

Analyte	Sample Result	Sample Qualifier	Spike Added	MS Result	MS Qualifier	Unit	D	%Rec	%Rec Limits
Mercury	0.200	U	1.00	0.8392		ug/L		84	80 - 120

Lab Sample ID: 752-15667-K-1-I MSD
Matrix: Water
Analysis Batch: 819104

Client Sample ID: Matrix Spike Duplicate
Prep Type: Total/NA
Prep Batch: 818722

Analyte	Sample Result	Sample Qualifier	Spike Added	MSD Result	MSD Qualifier	Unit	D	%Rec	%Rec Limits	RPD	RPD Limit
Mercury	0.200	U	1.00	0.8391		ug/L		84	80 - 120	0	20

Eurofins Savannah

QC Association Summary

Client: South Carolina Public Service Authority
Project/Site: 125915/JM02.09.G01.1/36500

Job ID: 680-245634-1

Metals

Prep Batch: 818714

Lab Sample ID	Client Sample ID	Prep Type	Matrix	Method	Prep Batch
680-245634-1	AF87786	Total/NA	GW	7470A	
680-245634-2	AF87787	Total/NA	GW	7470A	
680-245634-6	AF87784	Total/NA	GW	7470A	
680-245634-7	AF87793	Total/NA	GW	7470A	
680-245634-8	AF87794	Total/NA	GW	7470A	
680-245634-9	AF87798	Total/NA	GW	7470A	
680-245634-10	AF87799	Total/NA	GW	7470A	
680-245634-11	AF87788	Total/NA	GW	7470A	
680-245634-12	AF87785	Total/NA	GW	7470A	
680-245634-13	AF87807	Total/NA	GW	7470A	
680-245634-14	AF87768	Total/NA	GW	7470A	
680-245634-15	AF87754	Total/NA	GW	7470A	
MB 680-818714/1-A	Method Blank	Total/NA	Water	7470A	
LCS 680-818714/2-A	Lab Control Sample	Total/NA	Water	7470A	
680-245581-A-1-E MS	Matrix Spike	Total/NA	Water	7470A	
680-245581-A-1-F MSD	Matrix Spike Duplicate	Total/NA	Water	7470A	

Prep Batch: 818722

Lab Sample ID	Client Sample ID	Prep Type	Matrix	Method	Prep Batch
680-245634-3	AF87792	Total/NA	GW	7470A	
680-245634-4	AF87795	Total/NA	GW	7470A	
680-245634-5	AF87796	Total/NA	GW	7470A	
MB 680-818722/1-A	Method Blank	Total/NA	Water	7470A	
LCS 680-818722/2-A	Lab Control Sample	Total/NA	Water	7470A	
752-15667-K-1-H MS	Matrix Spike	Total/NA	Water	7470A	
752-15667-K-1-I MSD	Matrix Spike Duplicate	Total/NA	Water	7470A	

Analysis Batch: 818870

Lab Sample ID	Client Sample ID	Prep Type	Matrix	Method	Prep Batch
MB 680-818714/1-A	Method Blank	Total/NA	Water	7470A	818714
LCS 680-818714/2-A	Lab Control Sample	Total/NA	Water	7470A	818714
680-245581-A-1-E MS	Matrix Spike	Total/NA	Water	7470A	818714
680-245581-A-1-F MSD	Matrix Spike Duplicate	Total/NA	Water	7470A	818714

Analysis Batch: 819104

Lab Sample ID	Client Sample ID	Prep Type	Matrix	Method	Prep Batch
680-245634-1	AF87786	Total/NA	GW	7470A	818714
680-245634-2	AF87787	Total/NA	GW	7470A	818714
680-245634-3	AF87792	Total/NA	GW	7470A	818722
680-245634-4	AF87795	Total/NA	GW	7470A	818722
680-245634-5	AF87796	Total/NA	GW	7470A	818722
680-245634-6	AF87784	Total/NA	GW	7470A	818714
680-245634-7	AF87793	Total/NA	GW	7470A	818714
680-245634-8	AF87794	Total/NA	GW	7470A	818714
680-245634-9	AF87798	Total/NA	GW	7470A	818714
680-245634-10	AF87799	Total/NA	GW	7470A	818714
680-245634-11	AF87788	Total/NA	GW	7470A	818714
680-245634-12	AF87785	Total/NA	GW	7470A	818714
680-245634-13	AF87807	Total/NA	GW	7470A	818714
680-245634-14	AF87768	Total/NA	GW	7470A	818714
680-245634-15	AF87754	Total/NA	GW	7470A	818714

Eurofins Savannah

QC Association Summary

Client: South Carolina Public Service Authority
Project/Site: 125915/JM02.09.G01.1/36500

Job ID: 680-245634-1

Metals (Continued)

Analysis Batch: 819104 (Continued)

Lab Sample ID	Client Sample ID	Prep Type	Matrix	Method	Prep Batch
MB 680-818722/1-A	Method Blank	Total/NA	Water	7470A	818722
LCS 680-818722/2-A	Lab Control Sample	Total/NA	Water	7470A	818722
752-15667-K-1-H MS	Matrix Spike	Total/NA	Water	7470A	818722
752-15667-K-1-I MSD	Matrix Spike Duplicate	Total/NA	Water	7470A	818722

- 1
- 2
- 3
- 4
- 5
- 6
- 7
- 8
- 9
- 10
- 11
- 12
- 13
- 14

Lab Chronicle

Client: South Carolina Public Service Authority
Project/Site: 125915/JM02.09.G01.1/36500

Job ID: 680-245634-1

Client Sample ID: AF87786

Date Collected: 01/10/24 09:13

Date Received: 01/18/24 15:10

Lab Sample ID: 680-245634-1

Matrix: GW

Prep Type	Batch Type	Batch Method	Run	Dilution Factor	Batch Number	Analyst	Lab	Prepared or Analyzed
Total/NA	Prep	7470A			818714	DW	EET SAV	01/22/24 08:40
Total/NA	Analysis	7470A		1	819104	DW	EET SAV	01/22/24 17:29

Client Sample ID: AF87787

Date Collected: 01/10/24 10:20

Date Received: 01/18/24 15:10

Lab Sample ID: 680-245634-2

Matrix: GW

Prep Type	Batch Type	Batch Method	Run	Dilution Factor	Batch Number	Analyst	Lab	Prepared or Analyzed
Total/NA	Prep	7470A			818714	DW	EET SAV	01/22/24 08:40
Total/NA	Analysis	7470A		1	819104	DW	EET SAV	01/22/24 17:31

Client Sample ID: AF87792

Date Collected: 01/10/24 11:38

Date Received: 01/18/24 15:10

Lab Sample ID: 680-245634-3

Matrix: GW

Prep Type	Batch Type	Batch Method	Run	Dilution Factor	Batch Number	Analyst	Lab	Prepared or Analyzed
Total/NA	Prep	7470A			818722	DW	EET SAV	01/22/24 09:17
Total/NA	Analysis	7470A		1	819104	DW	EET SAV	01/22/24 17:43

Client Sample ID: AF87795

Date Collected: 01/10/24 12:35

Date Received: 01/18/24 15:10

Lab Sample ID: 680-245634-4

Matrix: GW

Prep Type	Batch Type	Batch Method	Run	Dilution Factor	Batch Number	Analyst	Lab	Prepared or Analyzed
Total/NA	Prep	7470A			818722	DW	EET SAV	01/22/24 09:17
Total/NA	Analysis	7470A		1	819104	DW	EET SAV	01/22/24 17:45

Client Sample ID: AF87796

Date Collected: 01/10/24 14:16

Date Received: 01/18/24 15:10

Lab Sample ID: 680-245634-5

Matrix: GW

Prep Type	Batch Type	Batch Method	Run	Dilution Factor	Batch Number	Analyst	Lab	Prepared or Analyzed
Total/NA	Prep	7470A			818722	DW	EET SAV	01/22/24 09:17
Total/NA	Analysis	7470A		1	819104	DW	EET SAV	01/22/24 17:47

Client Sample ID: AF87784

Date Collected: 01/04/24 13:18

Date Received: 01/18/24 15:10

Lab Sample ID: 680-245634-6

Matrix: GW

Prep Type	Batch Type	Batch Method	Run	Dilution Factor	Batch Number	Analyst	Lab	Prepared or Analyzed
Total/NA	Prep	7470A			818714	DW	EET SAV	01/22/24 08:40
Total/NA	Analysis	7470A		1	819104	DW	EET SAV	01/22/24 17:04

Lab Chronicle

Client: South Carolina Public Service Authority
Project/Site: 125915/JM02.09.G01.1/36500

Job ID: 680-245634-1

Client Sample ID: AF87793

Lab Sample ID: 680-245634-7

Date Collected: 01/04/24 11:33

Matrix: GW

Date Received: 01/18/24 15:10

Prep Type	Batch Type	Batch Method	Run	Dilution Factor	Batch Number	Analyst	Lab	Prepared or Analyzed
Total/NA	Prep	7470A			818714	DW	EET SAV	01/22/24 08:40
Total/NA	Analysis	7470A		1	819104	DW	EET SAV	01/22/24 17:06

Client Sample ID: AF87794

Lab Sample ID: 680-245634-8

Date Collected: 01/04/24 11:38

Matrix: GW

Date Received: 01/18/24 15:10

Prep Type	Batch Type	Batch Method	Run	Dilution Factor	Batch Number	Analyst	Lab	Prepared or Analyzed
Total/NA	Prep	7470A			818714	DW	EET SAV	01/22/24 08:40
Total/NA	Analysis	7470A		1	819104	DW	EET SAV	01/22/24 17:12

Client Sample ID: AF87798

Lab Sample ID: 680-245634-9

Date Collected: 01/04/24 10:10

Matrix: GW

Date Received: 01/18/24 15:10

Prep Type	Batch Type	Batch Method	Run	Dilution Factor	Batch Number	Analyst	Lab	Prepared or Analyzed
Total/NA	Prep	7470A			818714	DW	EET SAV	01/22/24 08:40
Total/NA	Analysis	7470A		1	819104	DW	EET SAV	01/22/24 17:14

Client Sample ID: AF87799

Lab Sample ID: 680-245634-10

Date Collected: 01/04/24 14:10

Matrix: GW

Date Received: 01/18/24 15:10

Prep Type	Batch Type	Batch Method	Run	Dilution Factor	Batch Number	Analyst	Lab	Prepared or Analyzed
Total/NA	Prep	7470A			818714	DW	EET SAV	01/22/24 08:40
Total/NA	Analysis	7470A		1	819104	DW	EET SAV	01/22/24 17:16

Client Sample ID: AF87788

Lab Sample ID: 680-245634-11

Date Collected: 01/08/24 13:31

Matrix: GW

Date Received: 01/18/24 15:10

Prep Type	Batch Type	Batch Method	Run	Dilution Factor	Batch Number	Analyst	Lab	Prepared or Analyzed
Total/NA	Prep	7470A			818714	DW	EET SAV	01/22/24 08:40
Total/NA	Analysis	7470A		1	819104	DW	EET SAV	01/22/24 17:19

Client Sample ID: AF87785

Lab Sample ID: 680-245634-12

Date Collected: 01/08/24 13:31

Matrix: GW

Date Received: 01/18/24 15:10

Prep Type	Batch Type	Batch Method	Run	Dilution Factor	Batch Number	Analyst	Lab	Prepared or Analyzed
Total/NA	Prep	7470A			818714	DW	EET SAV	01/22/24 08:40
Total/NA	Analysis	7470A		1	819104	DW	EET SAV	01/22/24 17:21

Lab Chronicle

Client: South Carolina Public Service Authority
Project/Site: 125915/JM02.09.G01.1/36500

Job ID: 680-245634-1

Client Sample ID: AF87807

Date Collected: 01/08/24 10:48

Date Received: 01/18/24 15:10

Lab Sample ID: 680-245634-13

Matrix: GW

Prep Type	Batch Type	Batch Method	Run	Dilution Factor	Batch Number	Analyst	Lab	Prepared or Analyzed
Total/NA	Prep	7470A			818714	DW	EET SAV	01/22/24 08:40
Total/NA	Analysis	7470A		1	819104	DW	EET SAV	01/22/24 17:23

Client Sample ID: AF87768

Date Collected: 01/08/24 11:55

Date Received: 01/18/24 15:10

Lab Sample ID: 680-245634-14

Matrix: GW

Prep Type	Batch Type	Batch Method	Run	Dilution Factor	Batch Number	Analyst	Lab	Prepared or Analyzed
Total/NA	Prep	7470A			818714	DW	EET SAV	01/22/24 08:40
Total/NA	Analysis	7470A		1	819104	DW	EET SAV	01/22/24 17:25

Client Sample ID: AF87754

Date Collected: 01/10/24 15:16

Date Received: 01/18/24 15:10

Lab Sample ID: 680-245634-15

Matrix: GW

Prep Type	Batch Type	Batch Method	Run	Dilution Factor	Batch Number	Analyst	Lab	Prepared or Analyzed
Total/NA	Prep	7470A			818714	DW	EET SAV	01/22/24 08:40
Total/NA	Analysis	7470A		1	819104	DW	EET SAV	01/22/24 17:27

Laboratory References:

EET SAV = Eurofins Savannah, 5102 LaRoche Avenue, Savannah, GA 31404, TEL (912)354-7858




Chain of Custody

Customer Email/Report Recipient: _____ Date Results Needed by: _____ Project/Task/Unit #: _____ Rerun request for any flagged QC Yes No

LINDA.WILLIAMS @santecooper.com _____ 125915 / JMO2-09-GP1-1 / 36500

Analysis Group

Labworks ID # (Internal use only)	Sample Location/ Description	Collection Date	Collection Time	Sample Collector	Total # of containers	Bottle Types: (Glass-G/Plastic-P)	Grab (G) or Composite (C)	Matrix (see below)	Preservative (see below)	Comments • Method # • Reporting limit • Misc. sample info • Any other notes	Hg
AF87786	CCMGP-3	1/10/24	0913	WJK ML	1	P	G	GW	2	HG-7471 RL ≤ 0.2 ug/L	X
87	OCMGP-4		1020								
92	CGYP-1		1138								
95	CGYP-3		1235								
96	CGYP-4		1416								
AF87784	CCMGP-1	1/4/24	1318	MDG BB							
93	CGYP-2		1133								
94	CGYP-2 DUP		1138								
98	CGYP-6		1010								
99	CGYP-7		1410								



Relinquished by:	Employee#	Date	Time	Received by:	Employee #	Date	Time
<i>Sfeury</i>	35594	1/16/23	1100				
				<i>C. M...</i>		1/18/24	1510

Sample Receiving (Internal Use Only)
 TEMP (°C): _____ Initial: _____
 Correct pH: Yes No
 Preservative Lot#: 13.6/13.6
 Date/Time/Init for preservative: _____

<input type="checkbox"/> METALS (all) <input type="checkbox"/> Ag <input type="checkbox"/> Cu <input type="checkbox"/> Sb <input type="checkbox"/> Al <input type="checkbox"/> Fe <input type="checkbox"/> Se <input type="checkbox"/> As <input type="checkbox"/> K <input type="checkbox"/> Sn <input type="checkbox"/> B <input type="checkbox"/> Li <input type="checkbox"/> Sr <input type="checkbox"/> Ba <input type="checkbox"/> Mg <input type="checkbox"/> Ti <input type="checkbox"/> Be <input type="checkbox"/> Mn <input type="checkbox"/> Tl <input type="checkbox"/> Ca <input type="checkbox"/> Mo <input type="checkbox"/> V <input type="checkbox"/> Cd <input type="checkbox"/> Na <input type="checkbox"/> Zn <input type="checkbox"/> Co <input type="checkbox"/> Ni <input type="checkbox"/> Hg <input type="checkbox"/> Cr <input type="checkbox"/> Pb <input type="checkbox"/> CrVI	Nutrients <input type="checkbox"/> TOC <input type="checkbox"/> DOC <input type="checkbox"/> TP/TPO4 <input type="checkbox"/> NH3-N <input type="checkbox"/> F <input type="checkbox"/> Cl <input type="checkbox"/> NO2 <input type="checkbox"/> Br <input type="checkbox"/> NO3 <input type="checkbox"/> SO4	MISC. <input type="checkbox"/> BTEX <input type="checkbox"/> Naphthalene <input type="checkbox"/> THM/HAA <input type="checkbox"/> VOC <input type="checkbox"/> Oil & Grease <input type="checkbox"/> E. Coli <input type="checkbox"/> Total Coliform <input type="checkbox"/> pH <input type="checkbox"/> Dissolved As <input type="checkbox"/> Dissolved Fe <input type="checkbox"/> Rad 226 <input type="checkbox"/> Rad 228 <input type="checkbox"/> PCB	Gypsum <input type="checkbox"/> Wallboard Gypsum (all below) <input type="checkbox"/> AIM <input type="checkbox"/> TOC <input type="checkbox"/> Total metals <input type="checkbox"/> Soluble Metals <input type="checkbox"/> Purity (CaSO4) <input type="checkbox"/> % Moisture <input type="checkbox"/> Sulfites <input type="checkbox"/> pH <input type="checkbox"/> Chlorides <input type="checkbox"/> Particle Size <input type="checkbox"/> Sulfur	Coal <input type="checkbox"/> Ultimate <input type="checkbox"/> % Moisture <input type="checkbox"/> Ash <input type="checkbox"/> Sulfur <input type="checkbox"/> BTUs <input type="checkbox"/> Volatile Matter <input type="checkbox"/> CHN Other Tests: <input type="checkbox"/> XRF Scan <input type="checkbox"/> HGI <input type="checkbox"/> Fineness <input type="checkbox"/> Particulate Matter	Flyash <input type="checkbox"/> Ammonia <input type="checkbox"/> LOI <input type="checkbox"/> % Carbon <input type="checkbox"/> Mineral Analysis <input type="checkbox"/> Sieve <input type="checkbox"/> % Moisture NPDES <input type="checkbox"/> Oil & Grease <input type="checkbox"/> As <input type="checkbox"/> Pb <input type="checkbox"/> GOLF	Oil Trans. Oil Qual. % Moisture Color Acidity Delocon strength FTI Dissolved Metals Used Oil Fuel/Heat Metals in oil (As, Cd, Cr, Ni, Pb, Hg) GOLF
--	--	--	---	---	--	---

Matrix codes: GW-groundwater, DW-drinking water, SW-surface water, WW-waste water, BW-boiler water, L-limestone, Oil-oil, S-coal, G-gypsum, FA-flyash, BA-bottom ash, M-misc (describe in comment section)
 Preservative code- 1=<4°C 2=HNO3 3=H2SO4 4=HCl 5=Na2S2O3 6=Other (Specify)

Chain of Custody



Customer Email/Report Recipient: LINDA.WILLIAMS@santeecooper.com Date Results Needed by: Project/Task/Unit #: 125915 / JMD2-09-GP1.1 / 36500 Rerun request for any flagged QC: Yes No

Analysis Group

Labworks ID # (Internal use only)	Sample Location/ Description	Collection Date	Collection Time	Sample Collector	Total # of containers	Bottle type: (Glass- G/Plastic-P)	Grab (G) or Composite (C)	Matrix(see below)	Preservative (see below)	Comments • Method # • Reporting limit • Misc. sample info • Any other notes	Hg			
AF 87788	CCMGP-5	11/8/24	1331	NJK ML	1	P	G	GW	2		X			
1 85	CCMGP-2	1	1	1	1	1	1	1	1					
AF 87807	PM-1	1/8/24	1048	1	1	1	1	1	1					
AF 87768	OBW-1	1	1155	1	1	1	1	1	1					
AF 87754	GP-1	1/10/24	1516	1	1	1	1	1	1					

Relinquished by:	Employee#	Date	Time	Received by:	Employee #	Date	Time
<i>Sbery</i>	35594	1/16/24	1100				
				<i>C. M...</i>		1/18/24	1510

Sample Receiving (Internal Use Only)
TEMP (°C): _____ Initial: _____
Correct pH: Yes No
Preservative Lot#: _____
13.6/13.6
Date/Time/Init for preservative: _____

<input type="checkbox"/> METALS (all) <input type="checkbox"/> Ag <input type="checkbox"/> Cu <input type="checkbox"/> Sb <input type="checkbox"/> Al <input type="checkbox"/> Fe <input type="checkbox"/> Se <input type="checkbox"/> As <input type="checkbox"/> K <input type="checkbox"/> Sn <input type="checkbox"/> B <input type="checkbox"/> Li <input type="checkbox"/> Sr <input type="checkbox"/> Ba <input type="checkbox"/> Mg <input type="checkbox"/> Ti <input type="checkbox"/> Be <input type="checkbox"/> Mn <input type="checkbox"/> Tl <input type="checkbox"/> Ca <input type="checkbox"/> Mo <input type="checkbox"/> V <input type="checkbox"/> Cd <input type="checkbox"/> Na <input type="checkbox"/> Zn <input type="checkbox"/> Co <input type="checkbox"/> Ni <input type="checkbox"/> Hg <input type="checkbox"/> Cr <input type="checkbox"/> Pb <input type="checkbox"/> CrVI	Nutrients <input type="checkbox"/> TOC <input type="checkbox"/> DOC <input type="checkbox"/> TP/TPO4 <input type="checkbox"/> NH3-N <input type="checkbox"/> F <input type="checkbox"/> Cl <input type="checkbox"/> NO2 <input type="checkbox"/> Br <input type="checkbox"/> NO3 <input type="checkbox"/> SO4	MISC. <input type="checkbox"/> BTEX <input type="checkbox"/> Naphthalene <input type="checkbox"/> THM/HAA <input type="checkbox"/> VOC <input type="checkbox"/> Oil & Grease <input type="checkbox"/> E. Coli <input type="checkbox"/> Total Coliform <input type="checkbox"/> pH <input type="checkbox"/> Dissolved As <input type="checkbox"/> Dissolved Fe <input type="checkbox"/> Rad 226 <input type="checkbox"/> Rad 228 <input type="checkbox"/> PCB	Gypsum <input type="checkbox"/> Wallboard Gypsum(all below) <input type="checkbox"/> AIM <input type="checkbox"/> TOC <input type="checkbox"/> Total metals <input type="checkbox"/> Soluble Metals <input type="checkbox"/> Purity (CaSO4) <input type="checkbox"/> % Moisture <input type="checkbox"/> Sulfites <input type="checkbox"/> pH <input type="checkbox"/> Chlorides <input type="checkbox"/> Particle Size <input type="checkbox"/> Sulfur	Coal <input type="checkbox"/> Ultimate <input type="checkbox"/> % Moisture <input type="checkbox"/> Ash <input type="checkbox"/> Sulfur <input type="checkbox"/> BTUs <input type="checkbox"/> Volatile Matter <input type="checkbox"/> CHN Other Tests: <input type="checkbox"/> XRF Scan <input type="checkbox"/> HGI <input type="checkbox"/> Fineness <input type="checkbox"/> Particulate Matter	Flyash <input type="checkbox"/> Ammonia <input type="checkbox"/> LOI <input type="checkbox"/> % Carbon <input type="checkbox"/> Mineral Analysis <input type="checkbox"/> Sieve <input type="checkbox"/> % Moisture NPDES <input type="checkbox"/> Oil & Grease <input type="checkbox"/> As <input type="checkbox"/> TSS	Oil <input type="checkbox"/> Grav. Oil Qual. <input type="checkbox"/> % Moisture <input type="checkbox"/> Color <input type="checkbox"/> Acidity <input type="checkbox"/> Density/Sp. Gr. <input type="checkbox"/> #1 <input type="checkbox"/> Dissolved Gases <input type="checkbox"/> Viscosity <input type="checkbox"/> Flashpoint <input type="checkbox"/> Metals in oil <input type="checkbox"/> (As, Cd, Cr, Ni, Pb, Hg) <input type="checkbox"/> CN <input type="checkbox"/> GOFER
--	--	--	--	---	--	---

Matrix codes: GW-groundwater, DW-drinking water, SW-surface water, WW-waste water, BW-boiler water, L-limestone, Oil-oil, S-Soil, SL-solid, C-coal, G-gypsum, FA-flyash, BA-bottom ash, M-misc (describe in comment section)
 Preservative code- 1=<4°C 2=HNO3 3=H2SO4 4=HCl 5=Na2S2O3 6=Other (Specify)

Login Sample Receipt Checklist

Client: South Carolina Public Service Authority

Job Number: 680-245634-1

Login Number: 245634

List Number: 1

Creator: Munro, Caroline

List Source: Eurofins Savannah

Question	Answer	Comment
Radioactivity wasn't checked or is \leq background as measured by a survey meter.	N/A	
The cooler's custody seal, if present, is intact.	True	
Sample custody seals, if present, are intact.	True	
The cooler or samples do not appear to have been compromised or tampered with.	True	
Samples were received on ice.	True	
Cooler Temperature is acceptable.	True	
Cooler Temperature is recorded.	True	
COC is present.	True	
COC is filled out in ink and legible.	True	
COC is filled out with all pertinent information.	True	
Is the Field Sampler's name present on COC?	True	
There are no discrepancies between the containers received and the COC.	True	
Samples are received within Holding Time (excluding tests with immediate HTs)	True	
Sample containers have legible labels.	True	
Containers are not broken or leaking.	True	
Sample collection date/times are provided.	True	
Appropriate sample containers are used.	True	
Sample bottles are completely filled.	True	
Sample Preservation Verified.	N/A	
There is sufficient vol. for all requested analyses, incl. any requested MS/MSDs	True	
Containers requiring zero headspace have no headspace or bubble is <math><6\text{mm}</math> (1/4").	N/A	
Multiphasic samples are not present.	True	
Samples do not require splitting or compositing.	True	
Residual Chlorine Checked.	N/A	

Accreditation/Certification Summary

Client: South Carolina Public Service Authority
Project/Site: 125915/JM02.09.G01.1/36500

Job ID: 680-245634-1

Laboratory: Eurofins Savannah

The accreditations/certifications listed below are applicable to this report.

Authority	Program	Identification Number	Expiration Date
South Carolina	State	98001	06-30-24

- 1
- 2
- 3
- 4
- 5
- 6
- 7
- 8
- 9
- 10
- 11
- 12
- 13
- 14

1
2
3
4
5
6
7
8
9
10
11
12
13
14

ANALYTICAL REPORT

PREPARED FOR

Attn: Linda Williams
South Carolina Public Service Authority
Santee Cooper
PO BOX 2946101
Moncks Corner, South Carolina 29461-2901

Generated 2/6/2024 1:13:01 PM

JOB DESCRIPTION

125915/JM02.09.G01.1/36500

JOB NUMBER

680-246129-1

Eurofins Savannah

Job Notes

This report may not be reproduced except in full, and with written approval from the laboratory. The results relate only to the samples tested. For questions please contact the Project Manager at the e-mail address or telephone number listed on this page.

The test results in this report relate only to the samples as received by the laboratory and will meet all requirements of the methodology, with any exceptions noted. This report shall not be reproduced except in full, without the express written approval of the laboratory. All questions should be directed to the Eurofins Environment Testing Southeast, LLC Project Manager.

Authorization



Generated
2/6/2024 1:13:01 PM

Authorized for release by
Jerry Lanier, Project Manager I
Jerry.Lanier@et.eurofinsus.com
(912)250-0281



Table of Contents

Cover Page	1
Table of Contents	3
Case Narrative	4
Sample Summary	5
Method Summary	6
Definitions	7
Detection Summary	8
Client Sample Results	9
QC Sample Results	18
QC Association	19
Chronicle	20
Chain of Custody	22
Receipt Checklists	23
Certification Summary	24

Case Narrative

Client: South Carolina Public Service Authority
Project: 125915/JM02.09.G01.1/36500

Job ID: 680-246129-1

Job ID: 680-246129-1

Eurofins Savannah

Job Narrative 680-246129-1

Analytical test results meet all requirements of the associated regulatory program listed on the Accreditation/Certification Summary Page unless otherwise noted under the individual analysis. Data qualifiers are applied to indicate exceptions. Noncompliant quality control (QC) is further explained in narrative comments.

- Matrix QC may not be reported if insufficient sample or site-specific QC samples were not submitted. In these situations, to demonstrate precision and accuracy at a batch level, a LCS/LCSD may be performed, unless otherwise specified in the method.
- Surrogate and/or isotope dilution analyte recoveries (if applicable) which are outside of the QC window are confirmed unless attributed to a dilution or otherwise noted in the narrative.

Regulated compliance samples (e.g. SDWA, NPDES) must comply with the associated agency requirements/permits.

Receipt

The samples were received on 2/1/2024 10:06 AM. Unless otherwise noted below, the samples arrived in good condition, and, where required, properly preserved and on ice. The temperature of the cooler at receipt time was 11.1°C

Metals

No additional analytical or quality issues were noted, other than those described above or in the Definitions/ Glossary page.

Eurofins Savannah

Sample Summary

Client: South Carolina Public Service Authority
Project/Site: 125915/JM02.09.G01.1/36500

Job ID: 680-246129-1

Lab Sample ID	Client Sample ID	Matrix	Collected	Received
680-246129-1	AF87791	Water	01/24/24 09:58	02/01/24 10:06
680-246129-2	AF87790	Water	01/24/24 11:31	02/01/24 10:06
680-246129-3	AF87789	Water	01/24/24 12:28	02/01/24 10:06
680-246129-4	AF87814	Water	01/25/24 09:28	02/01/24 10:06
680-246129-5	AF87778	Water	01/25/24 10:46	02/01/24 10:06
680-246129-6	AF87777	Water	01/25/24 11:31	02/01/24 10:06
680-246129-7	AF87769	Water	01/25/24 12:20	02/01/24 10:06
680-246129-8	AF87780	Water	01/25/24 13:46	02/01/24 10:06
680-246129-9	AF87779	Water	01/25/24 14:34	02/01/24 10:06

- 1
- 2
- 3
- 4
- 5
- 6
- 7
- 8
- 9
- 10
- 11
- 12
- 13
- 14

Method Summary

Client: South Carolina Public Service Authority
Project/Site: 125915/JM02.09.G01.1/36500

Job ID: 680-246129-1

Method	Method Description	Protocol	Laboratory
7470A	Mercury (CVAA)	SW846	EET SAV
7470A	Preparation, Mercury	SW846	EET SAV

Protocol References:

SW846 = "Test Methods For Evaluating Solid Waste, Physical/Chemical Methods", Third Edition, November 1986 And Its Updates.

Laboratory References:

EET SAV = Eurofins Savannah, 5102 LaRoche Avenue, Savannah, GA 31404, TEL (912)354-7858



Definitions/Glossary

Client: South Carolina Public Service Authority
Project/Site: 125915/JM02.09.G01.1/36500

Job ID: 680-246129-1

Qualifiers

Metals

Qualifier	Qualifier Description
U	Indicates the analyte was analyzed for but not detected.

Glossary

Abbreviation	These commonly used abbreviations may or may not be present in this report.
α	Listed under the "D" column to designate that the result is reported on a dry weight basis
%R	Percent Recovery
CFL	Contains Free Liquid
CFU	Colony Forming Unit
CNF	Contains No Free Liquid
DER	Duplicate Error Ratio (normalized absolute difference)
Dil Fac	Dilution Factor
DL	Detection Limit (DoD/DOE)
DL, RA, RE, IN	Indicates a Dilution, Re-analysis, Re-extraction, or additional Initial metals/anion analysis of the sample
DLC	Decision Level Concentration (Radiochemistry)
EDL	Estimated Detection Limit (Dioxin)
LOD	Limit of Detection (DoD/DOE)
LOQ	Limit of Quantitation (DoD/DOE)
MCL	EPA recommended "Maximum Contaminant Level"
MDA	Minimum Detectable Activity (Radiochemistry)
MDC	Minimum Detectable Concentration (Radiochemistry)
MDL	Method Detection Limit
ML	Minimum Level (Dioxin)
MPN	Most Probable Number
MQL	Method Quantitation Limit
NC	Not Calculated
ND	Not Detected at the reporting limit (or MDL or EDL if shown)
NEG	Negative / Absent
POS	Positive / Present
PQL	Practical Quantitation Limit
PRES	Presumptive
QC	Quality Control
RER	Relative Error Ratio (Radiochemistry)
RL	Reporting Limit or Requested Limit (Radiochemistry)
RPD	Relative Percent Difference, a measure of the relative difference between two points
TEF	Toxicity Equivalent Factor (Dioxin)
TEQ	Toxicity Equivalent Quotient (Dioxin)
TNTC	Too Numerous To Count

Detection Summary

Client: South Carolina Public Service Authority
Project/Site: 125915/JM02.09.G01.1/36500

Job ID: 680-246129-1

Client Sample ID: AF87791 **Lab Sample ID: 680-246129-1**

No Detections.

Client Sample ID: AF87790 **Lab Sample ID: 680-246129-2**

No Detections.

Client Sample ID: AF87789 **Lab Sample ID: 680-246129-3**

No Detections.

Client Sample ID: AF87814 **Lab Sample ID: 680-246129-4**

No Detections.

Client Sample ID: AF87778 **Lab Sample ID: 680-246129-5**

No Detections.

Client Sample ID: AF87777 **Lab Sample ID: 680-246129-6**

No Detections.

Client Sample ID: AF87769 **Lab Sample ID: 680-246129-7**

No Detections.

Client Sample ID: AF87780 **Lab Sample ID: 680-246129-8**

No Detections.

Client Sample ID: AF87779 **Lab Sample ID: 680-246129-9**

No Detections.

- 1
- 2
- 3
- 4
- 5
- 6
- 7
- 8
- 9
- 10
- 11
- 12
- 13
- 14

This Detection Summary does not include radiochemical test results.

Eurofins Savannah

Client Sample Results

Client: South Carolina Public Service Authority
Project/Site: 125915/JM02.09.G01.1/36500

Job ID: 680-246129-1

Client Sample ID: AF87791

Lab Sample ID: 680-246129-1

Date Collected: 01/24/24 09:58

Matrix: Water

Date Received: 02/01/24 10:06

Method: SW846 7470A - Mercury (CVAA)

Analyte	Result	Qualifier	RL	MDL	Unit	D	Prepared	Analyzed	Dil Fac
Mercury	0.200	U	0.200		ug/L		02/05/24 10:16	02/06/24 10:12	1

- 1
- 2
- 3
- 4
- 5
- 6
- 7
- 8
- 9
- 10
- 11
- 12
- 13
- 14

Client Sample Results

Client: South Carolina Public Service Authority
Project/Site: 125915/JM02.09.G01.1/36500

Job ID: 680-246129-1

Client Sample ID: AF87790

Lab Sample ID: 680-246129-2

Date Collected: 01/24/24 11:31

Matrix: Water

Date Received: 02/01/24 10:06

Method: SW846 7470A - Mercury (CVAA)

Analyte	Result	Qualifier	RL	MDL	Unit	D	Prepared	Analyzed	Dil Fac
Mercury	0.200	U	0.200		ug/L		02/05/24 10:16	02/06/24 10:18	1

- 1
- 2
- 3
- 4
- 5
- 6
- 7
- 8
- 9
- 10
- 11
- 12
- 13
- 14

Client Sample Results

Client: South Carolina Public Service Authority
Project/Site: 125915/JM02.09.G01.1/36500

Job ID: 680-246129-1

Client Sample ID: AF87789

Lab Sample ID: 680-246129-3

Date Collected: 01/24/24 12:28

Matrix: Water

Date Received: 02/01/24 10:06

Method: SW846 7470A - Mercury (CVAA)

Analyte	Result	Qualifier	RL	MDL	Unit	D	Prepared	Analyzed	Dil Fac
Mercury	0.200	U	0.200		ug/L		02/05/24 10:16	02/06/24 10:20	1

- 1
- 2
- 3
- 4
- 5
- 6
- 7
- 8
- 9
- 10
- 11
- 12
- 13
- 14

Client Sample Results

Client: South Carolina Public Service Authority
Project/Site: 125915/JM02.09.G01.1/36500

Job ID: 680-246129-1

Client Sample ID: AF87814

Lab Sample ID: 680-246129-4

Date Collected: 01/25/24 09:28

Matrix: Water

Date Received: 02/01/24 10:06

Method: SW846 7470A - Mercury (CVAA)

Analyte	Result	Qualifier	RL	MDL	Unit	D	Prepared	Analyzed	Dil Fac
Mercury	0.200	U	0.200		ug/L		02/05/24 10:16	02/06/24 10:22	1

- 1
- 2
- 3
- 4
- 5
- 6
- 7
- 8
- 9
- 10
- 11
- 12
- 13
- 14

Client Sample Results

Client: South Carolina Public Service Authority
Project/Site: 125915/JM02.09.G01.1/36500

Job ID: 680-246129-1

Client Sample ID: AF87778

Lab Sample ID: 680-246129-5

Date Collected: 01/25/24 10:46

Matrix: Water

Date Received: 02/01/24 10:06

Method: SW846 7470A - Mercury (CVAA)

Analyte	Result	Qualifier	RL	MDL	Unit	D	Prepared	Analyzed	Dil Fac
Mercury	0.200	U	0.200		ug/L		02/05/24 10:16	02/06/24 10:24	1

- 1
- 2
- 3
- 4
- 5
- 6
- 7
- 8
- 9
- 10
- 11
- 12
- 13
- 14

Client Sample Results

Client: South Carolina Public Service Authority
Project/Site: 125915/JM02.09.G01.1/36500

Job ID: 680-246129-1

Client Sample ID: AF87777

Lab Sample ID: 680-246129-6

Date Collected: 01/25/24 11:31

Matrix: Water

Date Received: 02/01/24 10:06

Method: SW846 7470A - Mercury (CVAA)

Analyte	Result	Qualifier	RL	MDL	Unit	D	Prepared	Analyzed	Dil Fac
Mercury	0.200	U	0.200		ug/L		02/05/24 10:16	02/06/24 10:26	1

- 1
- 2
- 3
- 4
- 5
- 6
- 7
- 8
- 9
- 10
- 11
- 12
- 13
- 14

Client Sample Results

Client: South Carolina Public Service Authority
Project/Site: 125915/JM02.09.G01.1/36500

Job ID: 680-246129-1

Client Sample ID: AF87769

Lab Sample ID: 680-246129-7

Date Collected: 01/25/24 12:20

Matrix: Water

Date Received: 02/01/24 10:06

Method: SW846 7470A - Mercury (CVAA)

Analyte	Result	Qualifier	RL	MDL	Unit	D	Prepared	Analyzed	Dil Fac
Mercury	0.200	U	0.200		ug/L		02/05/24 10:16	02/06/24 10:32	1

- 1
- 2
- 3
- 4
- 5
- 6
- 7
- 8
- 9
- 10
- 11
- 12
- 13
- 14

Client Sample Results

Client: South Carolina Public Service Authority
Project/Site: 125915/JM02.09.G01.1/36500

Job ID: 680-246129-1

Client Sample ID: AF87780

Lab Sample ID: 680-246129-8

Date Collected: 01/25/24 13:46

Matrix: Water

Date Received: 02/01/24 10:06

Method: SW846 7470A - Mercury (CVAA)

Analyte	Result	Qualifier	RL	MDL	Unit	D	Prepared	Analyzed	Dil Fac
Mercury	0.200	U	0.200		ug/L		02/05/24 10:16	02/06/24 10:34	1

- 1
- 2
- 3
- 4
- 5
- 6
- 7
- 8
- 9
- 10
- 11
- 12
- 13
- 14

Client Sample Results

Client: South Carolina Public Service Authority
Project/Site: 125915/JM02.09.G01.1/36500

Job ID: 680-246129-1

Client Sample ID: AF87779

Lab Sample ID: 680-246129-9

Date Collected: 01/25/24 14:34

Matrix: Water

Date Received: 02/01/24 10:06

Method: SW846 7470A - Mercury (CVAA)

Analyte	Result	Qualifier	RL	MDL	Unit	D	Prepared	Analyzed	Dil Fac
Mercury	0.200	U	0.200		ug/L		02/05/24 10:16	02/06/24 10:36	1

- 1
- 2
- 3
- 4
- 5
- 6
- 7
- 8
- 9
- 10
- 11
- 12
- 13
- 14

QC Sample Results

Client: South Carolina Public Service Authority
 Project/Site: 125915/JM02.09.G01.1/36500

Job ID: 680-246129-1

Method: 7470A - Mercury (CVAA)

Lab Sample ID: MB 680-821046/1-A
Matrix: Water
Analysis Batch: 821322

Client Sample ID: Method Blank
Prep Type: Total/NA
Prep Batch: 821046

Analyte	MB Result	MB Qualifier	RL	MDL	Unit	D	Prepared	Analyzed	Dil Fac
Mercury	0.200	U	0.200		ug/L		02/05/24 10:16	02/06/24 10:08	1

Lab Sample ID: LCS 680-821046/2-A
Matrix: Water
Analysis Batch: 821322

Client Sample ID: Lab Control Sample
Prep Type: Total/NA
Prep Batch: 821046

Analyte	Spike Added	LCS Result	LCS Qualifier	Unit	D	%Rec	%Rec Limits
Mercury	2.50	2.508		ug/L		100	80 - 120

Lab Sample ID: 680-246129-1 MS
Matrix: Water
Analysis Batch: 821322

Client Sample ID: AF87791
Prep Type: Total/NA
Prep Batch: 821046

Analyte	Sample Result	Sample Qualifier	Spike Added	MS Result	MS Qualifier	Unit	D	%Rec	%Rec Limits
Mercury	0.200	U	1.00	0.9583		ug/L		96	80 - 120

Lab Sample ID: 680-246129-1 MSD
Matrix: Water
Analysis Batch: 821322

Client Sample ID: AF87791
Prep Type: Total/NA
Prep Batch: 821046

Analyte	Sample Result	Sample Qualifier	Spike Added	MSD Result	MSD Qualifier	Unit	D	%Rec	%Rec Limits	RPD	RPD Limit
Mercury	0.200	U	1.00	0.9759		ug/L		98	80 - 120	2	20

QC Association Summary

Client: South Carolina Public Service Authority
Project/Site: 125915/JM02.09.G01.1/36500

Job ID: 680-246129-1

Metals

Prep Batch: 821046

Lab Sample ID	Client Sample ID	Prep Type	Matrix	Method	Prep Batch
680-246129-1	AF87791	Total/NA	Water	7470A	
680-246129-2	AF87790	Total/NA	Water	7470A	
680-246129-3	AF87789	Total/NA	Water	7470A	
680-246129-4	AF87814	Total/NA	Water	7470A	
680-246129-5	AF87778	Total/NA	Water	7470A	
680-246129-6	AF87777	Total/NA	Water	7470A	
680-246129-7	AF87769	Total/NA	Water	7470A	
680-246129-8	AF87780	Total/NA	Water	7470A	
680-246129-9	AF87779	Total/NA	Water	7470A	
MB 680-821046/1-A	Method Blank	Total/NA	Water	7470A	
LCS 680-821046/2-A	Lab Control Sample	Total/NA	Water	7470A	
680-246129-1 MS	AF87791	Total/NA	Water	7470A	
680-246129-1 MSD	AF87791	Total/NA	Water	7470A	

Analysis Batch: 821322

Lab Sample ID	Client Sample ID	Prep Type	Matrix	Method	Prep Batch
680-246129-1	AF87791	Total/NA	Water	7470A	821046
680-246129-2	AF87790	Total/NA	Water	7470A	821046
680-246129-3	AF87789	Total/NA	Water	7470A	821046
680-246129-4	AF87814	Total/NA	Water	7470A	821046
680-246129-5	AF87778	Total/NA	Water	7470A	821046
680-246129-6	AF87777	Total/NA	Water	7470A	821046
680-246129-7	AF87769	Total/NA	Water	7470A	821046
680-246129-8	AF87780	Total/NA	Water	7470A	821046
680-246129-9	AF87779	Total/NA	Water	7470A	821046
MB 680-821046/1-A	Method Blank	Total/NA	Water	7470A	821046
LCS 680-821046/2-A	Lab Control Sample	Total/NA	Water	7470A	821046
680-246129-1 MS	AF87791	Total/NA	Water	7470A	821046
680-246129-1 MSD	AF87791	Total/NA	Water	7470A	821046

Lab Chronicle

Client: South Carolina Public Service Authority
 Project/Site: 125915/JM02.09.G01.1/36500

Job ID: 680-246129-1

Client Sample ID: AF87791

Lab Sample ID: 680-246129-1

Date Collected: 01/24/24 09:58

Matrix: Water

Date Received: 02/01/24 10:06

Prep Type	Batch Type	Batch Method	Run	Dilution Factor	Batch Number	Analyst	Lab	Prepared or Analyzed
Total/NA	Prep	7470A			821046	DW	EET SAV	02/05/24 10:16
Total/NA	Analysis	7470A		1	821322	BCB	EET SAV	02/06/24 10:12

Client Sample ID: AF87790

Lab Sample ID: 680-246129-2

Date Collected: 01/24/24 11:31

Matrix: Water

Date Received: 02/01/24 10:06

Prep Type	Batch Type	Batch Method	Run	Dilution Factor	Batch Number	Analyst	Lab	Prepared or Analyzed
Total/NA	Prep	7470A			821046	DW	EET SAV	02/05/24 10:16
Total/NA	Analysis	7470A		1	821322	BCB	EET SAV	02/06/24 10:18

Client Sample ID: AF87789

Lab Sample ID: 680-246129-3

Date Collected: 01/24/24 12:28

Matrix: Water

Date Received: 02/01/24 10:06

Prep Type	Batch Type	Batch Method	Run	Dilution Factor	Batch Number	Analyst	Lab	Prepared or Analyzed
Total/NA	Prep	7470A			821046	DW	EET SAV	02/05/24 10:16
Total/NA	Analysis	7470A		1	821322	BCB	EET SAV	02/06/24 10:20

Client Sample ID: AF87814

Lab Sample ID: 680-246129-4

Date Collected: 01/25/24 09:28

Matrix: Water

Date Received: 02/01/24 10:06

Prep Type	Batch Type	Batch Method	Run	Dilution Factor	Batch Number	Analyst	Lab	Prepared or Analyzed
Total/NA	Prep	7470A			821046	DW	EET SAV	02/05/24 10:16
Total/NA	Analysis	7470A		1	821322	BCB	EET SAV	02/06/24 10:22

Client Sample ID: AF87778

Lab Sample ID: 680-246129-5

Date Collected: 01/25/24 10:46

Matrix: Water

Date Received: 02/01/24 10:06

Prep Type	Batch Type	Batch Method	Run	Dilution Factor	Batch Number	Analyst	Lab	Prepared or Analyzed
Total/NA	Prep	7470A			821046	DW	EET SAV	02/05/24 10:16
Total/NA	Analysis	7470A		1	821322	BCB	EET SAV	02/06/24 10:24

Client Sample ID: AF87777

Lab Sample ID: 680-246129-6

Date Collected: 01/25/24 11:31

Matrix: Water

Date Received: 02/01/24 10:06

Prep Type	Batch Type	Batch Method	Run	Dilution Factor	Batch Number	Analyst	Lab	Prepared or Analyzed
Total/NA	Prep	7470A			821046	DW	EET SAV	02/05/24 10:16
Total/NA	Analysis	7470A		1	821322	BCB	EET SAV	02/06/24 10:26

Lab Chronicle

Client: South Carolina Public Service Authority
Project/Site: 125915/JM02.09.G01.1/36500

Job ID: 680-246129-1

Client Sample ID: AF87769

Lab Sample ID: 680-246129-7

Date Collected: 01/25/24 12:20

Matrix: Water

Date Received: 02/01/24 10:06

Prep Type	Batch Type	Batch Method	Run	Dilution Factor	Batch Number	Analyst	Lab	Prepared or Analyzed
Total/NA	Prep	7470A			821046	DW	EET SAV	02/05/24 10:16
Total/NA	Analysis	7470A		1	821322	BCB	EET SAV	02/06/24 10:32

Client Sample ID: AF87780

Lab Sample ID: 680-246129-8

Date Collected: 01/25/24 13:46

Matrix: Water

Date Received: 02/01/24 10:06

Prep Type	Batch Type	Batch Method	Run	Dilution Factor	Batch Number	Analyst	Lab	Prepared or Analyzed
Total/NA	Prep	7470A			821046	DW	EET SAV	02/05/24 10:16
Total/NA	Analysis	7470A		1	821322	BCB	EET SAV	02/06/24 10:34

Client Sample ID: AF87779

Lab Sample ID: 680-246129-9

Date Collected: 01/25/24 14:34

Matrix: Water

Date Received: 02/01/24 10:06

Prep Type	Batch Type	Batch Method	Run	Dilution Factor	Batch Number	Analyst	Lab	Prepared or Analyzed
Total/NA	Prep	7470A			821046	DW	EET SAV	02/05/24 10:16
Total/NA	Analysis	7470A		1	821322	BCB	EET SAV	02/06/24 10:36

Laboratory References:

EET SAV = Eurofins Savannah, 5102 LaRoche Avenue, Savannah, GA 31404, TEL (912)354-7858

Contract Lab Info: TA-SAV Contract Lab Due Date (Lab Only): 2 / 7 / 24 Send report to lcwillia@santeecooper.com & sherri.levy@santeecooper.com


Chain of Custody

santee cooper
 Santee Cooper
 One Riverwood Drive
 Moncks Corner, SC 29461
 Phone: (843)761-8000 Ext. 3148
 Fax: (843)761-4175

Customer Email/Report Recipient: LINDA.WILLIAMS @santeecooper.com Date Results Needed by: Project/Task/Unit #: 125915 / JM02.09.G01.1 / 36500 Rerun request for any flagged QC: Yes No

Analysis Group

Labworks ID # (Internal use only)	Sample Location/ Description	Collection Date	Collection Time	Sample Collector	Total # of containers	Bottle Type: (Glass- G/Plastic-P)	Grab (G) or Composite (C)	Matrix(see below)	Preservative (see below)	Comments	Hg
AF87791	CCMLF-2	1/24/24	0958	WJK ML	1	P	G	GW	2	7470 RL = 0.2 ug/L	X
90	CCMLF-1D		1131								
89	CCMLF-1		1228								
AF87814	POZ-8	1/25/24	0928								
AF87778	CCMAP-9		1046								
77	CCMAP-8		1131								
69	CCMAP-1		1220								
80	CCMAP-11		1346								
79	CCMAP-10		1434								



Relinquished by:	Employee#	Date	Time	Received by:	Employee #	Date	Time
<i>Sherri</i>	35594	1/31/24	1000	<i>WJK</i>	71	2-1-24	1006
Relinquished by:	Employee#	Date	Time	Received by:	Employee #	Date	Time
Relinquished by:	Employee#	Date	Time	Received by:	Employee #	Date	Time

Sample Receiving (Internal Use Only)
 TEMP (°C): 11.4/11.1 Initial:
 Correct pH: Yes No
 Preservative Lot#:
 Date/Time/Init for preservative:

<input type="checkbox"/> METALS (all) <input type="checkbox"/> Ag <input type="checkbox"/> Cu <input type="checkbox"/> Sb <input type="checkbox"/> Al <input type="checkbox"/> Fe <input type="checkbox"/> Se <input type="checkbox"/> As <input type="checkbox"/> K <input type="checkbox"/> Sn <input type="checkbox"/> B <input type="checkbox"/> Li <input type="checkbox"/> Sr <input type="checkbox"/> Ba <input type="checkbox"/> Mg <input type="checkbox"/> Ti <input type="checkbox"/> Be <input type="checkbox"/> Mn <input type="checkbox"/> Tl <input type="checkbox"/> Ca <input type="checkbox"/> Mo <input type="checkbox"/> V <input type="checkbox"/> Cd <input type="checkbox"/> Na <input type="checkbox"/> Zn <input type="checkbox"/> Co <input type="checkbox"/> Ni <input type="checkbox"/> Hg <input type="checkbox"/> Cr <input type="checkbox"/> Pb <input type="checkbox"/> CrVI	Nutrients <input type="checkbox"/> TOC <input type="checkbox"/> DOC <input type="checkbox"/> TP/TPO4 <input type="checkbox"/> NH3-N <input type="checkbox"/> P <input type="checkbox"/> F <input type="checkbox"/> NO2 <input type="checkbox"/> Br <input type="checkbox"/> NO3 <input type="checkbox"/> SO4	MISC. <input type="checkbox"/> BTBX <input type="checkbox"/> Naphthalene <input type="checkbox"/> THM/HAA <input type="checkbox"/> VOC <input type="checkbox"/> Oil & Grease <input type="checkbox"/> E. Coli <input type="checkbox"/> Total Coliform <input type="checkbox"/> pH <input type="checkbox"/> Dissolved As <input type="checkbox"/> Dissolved Fe <input type="checkbox"/> Rad 226 <input type="checkbox"/> Rad 228 <input type="checkbox"/> PCB	Coal <input type="checkbox"/> Ultimate <input type="checkbox"/> % Moisture <input type="checkbox"/> Ash <input type="checkbox"/> Sulfur <input type="checkbox"/> BTUs <input type="checkbox"/> Volatile Matter <input type="checkbox"/> CHN Other Tests: <input type="checkbox"/> XRF Scan <input type="checkbox"/> HGI <input type="checkbox"/> Fineness <input type="checkbox"/> Particulate Matter	Flyash <input type="checkbox"/> Ammonia <input type="checkbox"/> LOI <input type="checkbox"/> % Carbon <input type="checkbox"/> Mineral Analysis <input type="checkbox"/> Sieve <input type="checkbox"/> % Moisture NPDES <input type="checkbox"/> Oil & Grease <input type="checkbox"/> TSS
--	---	--	---	---

Matrix codes: GW-groundwater, DW-drinking water, SW-surface water, WW-waste water, BW-boiler water, L-limestone, Oil-oil, S-Soil, SL-solid, C-coal, G-gypsum, FA-flyash, BA-bottom ash, M-misc (describe in comment section)
 Preservative code- 1=<4C 2=HNO3 3=H2SO4 4=HCl 5=Na2S2O3 6=Other (Specify)

Login Sample Receipt Checklist

Client: South Carolina Public Service Authority

Job Number: 680-246129-1

Login Number: 246129

List Number: 1

Creator: Sims, Robert D

List Source: Eurofins Savannah

Question	Answer	Comment
Radioactivity wasn't checked or is <=/ background as measured by a survey meter.	N/A	
The cooler's custody seal, if present, is intact.	True	
Sample custody seals, if present, are intact.	True	
The cooler or samples do not appear to have been compromised or tampered with.	True	
Samples were received on ice.	False	Thermal preservation not required.
Cooler Temperature is acceptable.	True	
Cooler Temperature is recorded.	True	
COC is present.	True	
COC is filled out in ink and legible.	True	
COC is filled out with all pertinent information.	True	
Is the Field Sampler's name present on COC?	True	
There are no discrepancies between the containers received and the COC.	True	
Samples are received within Holding Time (excluding tests with immediate HTs)	True	
Sample containers have legible labels.	True	
Containers are not broken or leaking.	True	
Sample collection date/times are provided.	True	
Appropriate sample containers are used.	True	
Sample bottles are completely filled.	True	
Sample Preservation Verified.	N/A	
There is sufficient vol. for all requested analyses, incl. any requested MS/MSDs	True	
Containers requiring zero headspace have no headspace or bubble is <6mm (1/4").	N/A	
Multiphasic samples are not present.	True	
Samples do not require splitting or compositing.	True	
Residual Chlorine Checked.	N/A	

Accreditation/Certification Summary

Client: South Carolina Public Service Authority
Project/Site: 125915/JM02.09.G01.1/36500

Job ID: 680-246129-1

Laboratory: Eurofins Savannah

The accreditations/certifications listed below are applicable to this report.

Authority	Program	Identification Number	Expiration Date
South Carolina	State	98001	06-30-24

- 1
- 2
- 3
- 4
- 5
- 6
- 7
- 8
- 9
- 10
- 11
- 12
- 13
- 14

February 08, 2024

Ms. Jeanette Gilmetti
Santee Cooper
P.O. Box 2946101
OCO3
Moncks Corner, South Carolina 29461

Re: ABS Lab Analytical
Work Order: 652246

Dear Ms. Gilmetti:

GEL Laboratories, LLC (GEL) appreciates the opportunity to provide the enclosed analytical results for the sample(s) we received on January 19, 2024. This original data report has been prepared and reviewed in accordance with GEL's standard operating procedures.

The samples were delivered with proper chain of custody documentation and signatures. All sample containers arrived without any visible signs of tampering or breakage. There are no additional comments concerning sample receipt.


Test results for NELAP or ISO 17025 accredited tests are verified to meet the requirements of those standards, with any exceptions noted. The results reported relate only to the items tested and to the sample as received by the laboratory. These results may not be reproduced except as full reports without approval by the laboratory. Copies of GEL's accreditations and certifications can be found on our website at www.gel.com.

Our policy is to provide high quality, personalized analytical services to enable you to meet your analytical needs on time every time. We trust that you will find everything in order and to your satisfaction. If you have any questions, please do not hesitate to call me at (843) 556-8171, ext. 4289.

Sincerely,

Julie Robinson
Project Manager

Purchase Order: 125915/JM02.09.601.1/36500
Enclosures



GEL LABORATORIES LLC

2040 Savage Road Charleston SC 29407 - (843) 556-8171 - www.gel.com

Certificate of Analysis Report for

SOOP001 Santee Cooper

Client SDG: 652246 GEL Work Order: 652246

The Qualifiers in this report are defined as follows:

- * A quality control analyte recovery is outside of specified acceptance criteria
- ** Analyte is a Tracer compound
- ** Analyte is a surrogate compound
- U Analyte was analyzed for, but not detected above the MDL, MDA, MDC or LOD.

Where the analytical method has been performed under NELAP certification, the analysis has met all of the requirements of the NELAC standard unless qualified on the Certificate of Analysis.

The designation ND, if present, appears in the result column when the analyte concentration is not detected above the limit as defined in the 'U' qualifier above.

This data report has been prepared and reviewed in accordance with GEL Laboratories LLC standard operating procedures. Please direct any questions to your Project Manager, Julie Robinson.

Reviewed by _____



GEL LABORATORIES LLC

2040 Savage Road Charleston SC 29407 - (843) 556-8171 - www.gel.com

Certificate of Analysis

Report Date: February 8, 2024

Company : Santee Cooper
Address : P.O. Box 2946101
OCO3
Moncks Corner, South Carolina 29461
Contact: Ms. Jeanette Gilmetti
Project: ABS Lab Analytical

Client Sample ID: AF87763 Project: SOOP00119
Sample ID: 652246001 Client ID: SOOP001
Matrix: GW
Collect Date: 11-JAN-24 12:02
Receive Date: 19-JAN-24
Collector: Client

Parameter	Qualifier	Result	Uncertainty	MDC	RL	Units	PF	DF	Analyst	Date	Time	Batch	Method
Rad Gas Flow Proportional Counting													
GFPC, Ra228, Liquid "As Received"													
Radium-228	U	1.31	+/-1.15	1.86	3.00	pCi/L		JE1	01/31/24	0952	2556729		1
Rad Radium-226													
Lucas Cell, Ra226, Liquid "As Received"													
Radium-226		0.804	+/-0.508	0.555	1.00	pCi/L		LXP1	01/31/24	0913	2556270		2

The following Analytical Methods were performed:

Method	Description	Analyst Comments
1	EPA 904.0/SW846 9320 Modified	
2	EPA 903.1 Modified	

Surrogate/Tracer Recovery	Test	Result	Nominal	Recovery%	Acceptable Limits
Barium-133 Tracer	GFPC, Ra228, Liquid "As Received"			73.5	(15%-125%)

Notes:

Counting Uncertainty is calculated at the 95% confidence level (1.96-sigma).

Column headers are defined as follows:

DF: Dilution Factor Lc/LC: Critical Level
DL: Detection Limit PF: Prep Factor
MDA: Minimum Detectable Activity RL: Reporting Limit
MDC: Minimum Detectable Concentration SQL: Sample Quantitation Limit

GEL LABORATORIES LLC

2040 Savage Road Charleston SC 29407 - (843) 556-8171 - www.gel.com

Certificate of Analysis

Report Date: February 8, 2024

Company : Santee Cooper
 Address : P.O. Box 2946101
 OCO3
 Moncks Corner, South Carolina 29461
 Contact: Ms. Jeanette Gilmetti
 Project: ABS Lab Analytical

Client Sample ID: AF87761	Project: SOOP00119
Sample ID: 652246002	Client ID: SOOP001
Matrix: GW	
Collect Date: 11-JAN-24 13:23	
Receive Date: 19-JAN-24	
Collector: Client	

Parameter	Qualifier	Result	Uncertainty	MDC	RL	Units	PF	DF	Analyst	Date	Time Batch	Method
Rad Gas Flow Proportional Counting												
GFPC, Ra228, Liquid "As Received"												
Radium-228		6.84	+/-1.68	1.86	3.00	pCi/L		JE1	02/02/24	1003	2556729	1
Rad Radium-226												
Lucas Cell, Ra226, Liquid "As Received"												
Radium-226	U	0.306	+/-0.370	0.610	1.00	pCi/L		LXP1	01/31/24	0913	2556270	2

The following Analytical Methods were performed:

Method	Description	Analyst Comments
1	EPA 904.0/SW846 9320 Modified	
2	EPA 903.1 Modified	

Surrogate/Tracer Recovery	Test	Result	Nominal	Recovery%	Acceptable Limits
Barium-133 Tracer	GFPC, Ra228, Liquid "As Received"			75.2	(15%-125%)

Notes:

Counting Uncertainty is calculated at the 95% confidence level (1.96-sigma).

Column headers are defined as follows:

DF: Dilution Factor	Lc/LC: Critical Level
DL: Detection Limit	PF: Prep Factor
MDA: Minimum Detectable Activity	RL: Reporting Limit
MDC: Minimum Detectable Concentration	SQL: Sample Quantitation Limit

GEL LABORATORIES LLC

2040 Savage Road Charleston SC 29407 - (843) 556-8171 - www.gel.com

Certificate of Analysis

Report Date: February 8, 2024

Company : Santee Cooper
Address : P.O. Box 2946101
OCO3
Moncks Corner, South Carolina 29461
Contact: Ms. Jeanette Gilmetti
Project: ABS Lab Analytical

Client Sample ID: AF87762 Project: SOOP00119
Sample ID: 652246003 Client ID: SOOP001
Matrix: GW
Collect Date: 11-JAN-24 13:28
Receive Date: 19-JAN-24
Collector: Client

Parameter	Qualifier	Result	Uncertainty	MDC	RL	Units	PF	DF	Analyst	Date	Time	Batch	Method
Rad Gas Flow Proportional Counting													
GFPC, Ra228, Liquid "As Received"													
Radium-228		5.45	+/-1.48	1.71	3.00	pCi/L		JE1	02/02/24	1003	2556729		1
Rad Radium-226													
Lucas Cell, Ra226, Liquid "As Received"													
Radium-226		0.634	+/-0.423	0.479	1.00	pCi/L		LXP1	01/31/24	0913	2556270		2

The following Analytical Methods were performed:

Method	Description	Analyst Comments
1	EPA 904.0/SW846 9320 Modified	
2	EPA 903.1 Modified	

Surrogate/Tracer Recovery	Test	Result	Nominal	Recovery%	Acceptable Limits
Barium-133 Tracer	GFPC, Ra228, Liquid "As Received"			75.3	(15%-125%)

Notes:

Counting Uncertainty is calculated at the 95% confidence level (1.96-sigma).

Column headers are defined as follows:

DF: Dilution Factor Lc/LC: Critical Level
DL: Detection Limit PF: Prep Factor
MDA: Minimum Detectable Activity RL: Reporting Limit
MDC: Minimum Detectable Concentration SQL: Sample Quantitation Limit

GEL LABORATORIES LLC

2040 Savage Road Charleston SC 29407 - (843) 556-8171 - www.gel.com

Certificate of Analysis

Report Date: February 8, 2024

Company : Santee Cooper
 Address : P.O. Box 2946101
 OCO3
 Moncks Corner, South Carolina 29461
 Contact: Ms. Jeanette Gilmetti
 Project: ABS Lab Analytical

Client Sample ID: AF88958	Project: SOOP00119
Sample ID: 652246004	Client ID: SOOP001
Matrix: GW	
Collect Date: 11-JAN-24 14:39	
Receive Date: 19-JAN-24	
Collector: Client	

Parameter	Qualifier	Result	Uncertainty	MDC	RL	Units	PF	DF	Analyst	Date	Time	Batch	Method
Rad Gas Flow Proportional Counting													
GFPC, Ra228, Liquid "As Received"													
Radium-228		1.79	+/-0.914	1.24	3.00	pCi/L		JE1	01/31/24	0952	2556729		1
Rad Radium-226													
Lucas Cell, Ra226, Liquid "As Received"													
Radium-226	U	0.304	+/-0.345	0.537	1.00	pCi/L		LXP1	01/31/24	0913	2556270		2

The following Analytical Methods were performed:

Method	Description	Analyst Comments
1	EPA 904.0/SW846 9320 Modified	
2	EPA 903.1 Modified	

Surrogate/Tracer Recovery	Test	Result	Nominal	Recovery%	Acceptable Limits
Barium-133 Tracer	GFPC, Ra228, Liquid "As Received"			78.1	(15%-125%)

Notes:

Counting Uncertainty is calculated at the 95% confidence level (1.96-sigma).

Column headers are defined as follows:

DF: Dilution Factor	Lc/LC: Critical Level
DL: Detection Limit	PF: Prep Factor
MDA: Minimum Detectable Activity	RL: Reporting Limit
MDC: Minimum Detectable Concentration	SQL: Sample Quantitation Limit

GEL LABORATORIES LLC

2040 Savage Road Charleston SC 29407 - (843) 556-8171 - www.gel.com

Certificate of Analysis

Report Date: February 8, 2024

Company : Santee Cooper
 Address : P.O. Box 2946101
 OCO3
 Moncks Corner, South Carolina 29461
 Contact: Ms. Jeanette Gilmetti
 Project: ABS Lab Analytical

Client Sample ID: AF87760	Project: SOOP00119
Sample ID: 652246005	Client ID: SOOP001
Matrix: GW	
Collect Date: 16-JAN-24 09:17	
Receive Date: 19-JAN-24	
Collector: Client	

Parameter	Qualifier	Result	Uncertainty	MDC	RL	Units	PF	DF	Analyst	Date	Time	Batch	Method
Rad Gas Flow Proportional Counting													
GFPC, Ra228, Liquid "As Received"													
Radium-228		4.23	+/-1.27	1.34	3.00	pCi/L		JE1	01/31/24	0952	2556729		1
Rad Radium-226													
Lucas Cell, Ra226, Liquid "As Received"													
Radium-226		1.10	+/-0.559	0.414	1.00	pCi/L		LXP1	01/31/24	0913	2556270		2

The following Analytical Methods were performed:

Method	Description	Analyst Comments
1	EPA 904.0/SW846 9320 Modified	
2	EPA 903.1 Modified	

Surrogate/Tracer Recovery	Test	Result	Nominal	Recovery%	Acceptable Limits
Barium-133 Tracer	GFPC, Ra228, Liquid "As Received"			78.3	(15%-125%)

Notes:

Counting Uncertainty is calculated at the 95% confidence level (1.96-sigma).

Column headers are defined as follows:

DF: Dilution Factor	Lc/LC: Critical Level
DL: Detection Limit	PF: Prep Factor
MDA: Minimum Detectable Activity	RL: Reporting Limit
MDC: Minimum Detectable Concentration	SQL: Sample Quantitation Limit

GEL LABORATORIES LLC

2040 Savage Road Charleston SC 29407 - (843) 556-8171 - www.gel.com

Certificate of Analysis

Report Date: February 8, 2024

Company : Santee Cooper
 Address : P.O. Box 2946101
 OCO3
 Moncks Corner, South Carolina 29461
 Contact: Ms. Jeanette Gilmetti
 Project: ABS Lab Analytical

Client Sample ID: AF87759	Project: SOOP00119
Sample ID: 652246006	Client ID: SOOP001
Matrix: GW	
Collect Date: 16-JAN-24 10:22	
Receive Date: 19-JAN-24	
Collector: Client	

Parameter	Qualifier	Result	Uncertainty	MDC	RL	Units	PF	DF	Analyst	Date	Time	Batch	Method
Rad Gas Flow Proportional Counting													
GFPC, Ra228, Liquid "As Received"													
Radium-228		3.70	+/-1.30	1.61	3.00	pCi/L		JE1	01/31/24	0952	2556729		1
Rad Radium-226													
Lucas Cell, Ra226, Liquid "As Received"													
Radium-226		1.50	+/-0.635	0.506	1.00	pCi/L		LXP1	01/31/24	0949	2556270		2

The following Analytical Methods were performed:

Method	Description	Analyst Comments
1	EPA 904.0/SW846 9320 Modified	
2	EPA 903.1 Modified	

Surrogate/Tracer Recovery	Test	Result	Nominal	Recovery%	Acceptable Limits
Barium-133 Tracer	GFPC, Ra228, Liquid "As Received"			75.2	(15%-125%)

Notes:

Counting Uncertainty is calculated at the 95% confidence level (1.96-sigma).

Column headers are defined as follows:

DF: Dilution Factor	Lc/LC: Critical Level
DL: Detection Limit	PF: Prep Factor
MDA: Minimum Detectable Activity	RL: Reporting Limit
MDC: Minimum Detectable Concentration	SQL: Sample Quantitation Limit

GEL LABORATORIES LLC

2040 Savage Road Charleston SC 29407 - (843) 556-8171 - www.gel.com

Certificate of Analysis

Report Date: February 8, 2024

Company : Santee Cooper
 Address : P.O. Box 2946101
 OCO3
 Moncks Corner, South Carolina 29461
 Contact: Ms. Jeanette Gilmetti
 Project: ABS Lab Analytical

Client Sample ID: AF87758	Project: SOOP00119
Sample ID: 652246007	Client ID: SOOP001
Matrix: GW	
Collect Date: 16-JAN-24 11:08	
Receive Date: 19-JAN-24	
Collector: Client	

Parameter	Qualifier	Result	Uncertainty	MDC	RL	Units	PF	DF	Analyst	Date	Time	Batch	Method
Rad Gas Flow Proportional Counting													
GFPC, Ra228, Liquid "As Received"													
Radium-228		10.6	+/-1.79	1.38	3.00	pCi/L		JE1	01/31/24	0952	2556729		1
Rad Radium-226													
Lucas Cell, Ra226, Liquid "As Received"													
Radium-226		3.54	+/-0.890	0.337	1.00	pCi/L		LXP1	01/31/24	0949	2556270		2

The following Analytical Methods were performed:

Method	Description	Analyst Comments
1	EPA 904.0/SW846 9320 Modified	
2	EPA 903.1 Modified	

Surrogate/Tracer Recovery	Test	Result	Nominal	Recovery%	Acceptable Limits
Barium-133 Tracer	GFPC, Ra228, Liquid "As Received"			74.1	(15%-125%)

Notes:

Counting Uncertainty is calculated at the 95% confidence level (1.96-sigma).

Column headers are defined as follows:

DF: Dilution Factor	Lc/LC: Critical Level
DL: Detection Limit	PF: Prep Factor
MDA: Minimum Detectable Activity	RL: Reporting Limit
MDC: Minimum Detectable Concentration	SQL: Sample Quantitation Limit

GEL LABORATORIES LLC

2040 Savage Road Charleston SC 29407 - (843) 556-8171 - www.gel.com

Certificate of Analysis

Report Date: February 8, 2024

Company : Santee Cooper
Address : P.O. Box 2946101
OCO3
Moncks Corner, South Carolina 29461
Contact: Ms. Jeanette Gilmetti
Project: ABS Lab Analytical

Client Sample ID: AF87757 Project: SOOP00119
Sample ID: 652246008 Client ID: SOOP001
Matrix: GW
Collect Date: 16-JAN-24 12:19
Receive Date: 19-JAN-24
Collector: Client

Parameter	Qualifier	Result	Uncertainty	MDC	RL	Units	PF	DF	Analyst	Date	Time	Batch	Method
Rad Gas Flow Proportional Counting													
GFPC, Ra228, Liquid "As Received"													
Radium-228	U	0.625	+/-0.941	1.63	3.00	pCi/L		JE1	01/31/24	0952	2556729		1
Rad Radium-226													
Lucas Cell, Ra226, Liquid "As Received"													
Radium-226		1.43	+/-0.629	0.407	1.00	pCi/L		LXP1	01/31/24	0949	2556270		2

The following Analytical Methods were performed:

Method	Description	Analyst Comments
1	EPA 904.0/SW846 9320 Modified	
2	EPA 903.1 Modified	

Surrogate/Tracer Recovery	Test	Result	Nominal	Recovery%	Acceptable Limits
Barium-133 Tracer	GFPC, Ra228, Liquid "As Received"			76.8	(15%-125%)

Notes:

Counting Uncertainty is calculated at the 95% confidence level (1.96-sigma).

Column headers are defined as follows:

DF: Dilution Factor Lc/LC: Critical Level
DL: Detection Limit PF: Prep Factor
MDA: Minimum Detectable Activity RL: Reporting Limit
MDC: Minimum Detectable Concentration SQL: Sample Quantitation Limit

GEL LABORATORIES LLC

2040 Savage Road Charleston SC 29407 - (843) 556-8171 - www.gel.com

Certificate of Analysis

Report Date: February 8, 2024

Company : Santee Cooper
 Address : P.O. Box 2946101
 OCO3
 Moncks Corner, South Carolina 29461
 Contact: Ms. Jeanette Gilmetti
 Project: ABS Lab Analytical

Client Sample ID: AF87756	Project: SOOP00119
Sample ID: 652246009	Client ID: SOOP001
Matrix: GW	
Collect Date: 16-JAN-24 13:46	
Receive Date: 19-JAN-24	
Collector: Client	

Parameter	Qualifier	Result	Uncertainty	MDC	RL	Units	PF	DF	Analyst	Date	Time	Batch	Method
Rad Gas Flow Proportional Counting													
GFPC, Ra228, Liquid "As Received"													
Radium-228	U	1.21	+/-1.41	2.38	3.00	pCi/L		JE1	01/31/24	0952	2556729		1
Rad Radium-226													
Lucas Cell, Ra226, Liquid "As Received"													
Radium-226	U	0.446	+/-0.431	0.643	1.00	pCi/L		LXP1	01/31/24	0949	2556270		2

The following Analytical Methods were performed:

Method	Description	Analyst Comments
1	EPA 904.0/SW846 9320 Modified	
2	EPA 903.1 Modified	

Surrogate/Tracer Recovery	Test	Result	Nominal	Recovery%	Acceptable Limits
Barium-133 Tracer	GFPC, Ra228, Liquid "As Received"			72.1	(15%-125%)

Notes:

Counting Uncertainty is calculated at the 95% confidence level (1.96-sigma).

Column headers are defined as follows:

DF: Dilution Factor	Lc/LC: Critical Level
DL: Detection Limit	PF: Prep Factor
MDA: Minimum Detectable Activity	RL: Reporting Limit
MDC: Minimum Detectable Concentration	SQL: Sample Quantitation Limit

GEL LABORATORIES LLC

2040 Savage Road Charleston SC 29407 - (843) 556-8171 - www.gel.com

Certificate of Analysis

Report Date: February 8, 2024

Company : Santee Cooper
 Address : P.O. Box 2946101
 OCO3
 Moncks Corner, South Carolina 29461
 Contact: Ms. Jeanette Gilmetti
 Project: ABS Lab Analytical

Client Sample ID: AF87766	Project: SOOP00119
Sample ID: 652246010	Client ID: SOOP001
Matrix: GW	
Collect Date: 17-JAN-24 10:43	
Receive Date: 19-JAN-24	
Collector: Client	

Parameter	Qualifier	Result	Uncertainty	MDC	RL	Units	PF	DF	Analyst	Date	Time	Batch	Method
Rad Gas Flow Proportional Counting													
GFPC, Ra228, Liquid "As Received"													
Radium-228		1.84	+/-1.04	1.51	3.00	pCi/L		JE1	01/31/24	0952	2556729		1
Rad Radium-226													
Lucas Cell, Ra226, Liquid "As Received"													
Radium-226		0.769	+/-0.444	0.497	1.00	pCi/L		LXP1	01/31/24	0949	2556270		2

The following Analytical Methods were performed:

Method	Description	Analyst Comments
1	EPA 904.0/SW846 9320 Modified	
2	EPA 903.1 Modified	

Surrogate/Tracer Recovery	Test	Result	Nominal	Recovery%	Acceptable Limits
Barium-133 Tracer	GFPC, Ra228, Liquid "As Received"			76.8	(15%-125%)

Notes:

Counting Uncertainty is calculated at the 95% confidence level (1.96-sigma).

Column headers are defined as follows:

DF: Dilution Factor	Lc/LC: Critical Level
DL: Detection Limit	PF: Prep Factor
MDA: Minimum Detectable Activity	RL: Reporting Limit
MDC: Minimum Detectable Concentration	SQL: Sample Quantitation Limit

GEL LABORATORIES LLC

2040 Savage Road Charleston SC 29407 - (843) 556-8171 - www.gel.com

Certificate of Analysis

Report Date: February 8, 2024

Company : Santee Cooper
 Address : P.O. Box 2946101
 OCO3
 Moncks Corner, South Carolina 29461
 Contact: Ms. Jeanette Gilmetti
 Project: ABS Lab Analytical

Client Sample ID: AF87772	Project: SOOP00119
Sample ID: 652246011	Client ID: SOOP001
Matrix: GW	
Collect Date: 17-JAN-24 12:26	
Receive Date: 19-JAN-24	
Collector: Client	

Parameter	Qualifier	Result	Uncertainty	MDC	RL	Units	PF	DF	Analyst	Date	Time	Batch	Method
Rad Gas Flow Proportional Counting													
GFPC, Ra228, Liquid "As Received"													
Radium-228	U	1.68	+/-1.22	1.92	3.00	pCi/L		JE1	01/31/24	0953	2556729		1
Rad Radium-226													
Lucas Cell, Ra226, Liquid "As Received"													
Radium-226		0.688	+/-0.393	0.322	1.00	pCi/L		LXP1	01/31/24	0949	2556270		2

The following Analytical Methods were performed:

Method	Description	Analyst Comments
1	EPA 904.0/SW846 9320 Modified	
2	EPA 903.1 Modified	

Surrogate/Tracer Recovery	Test	Result	Nominal	Recovery%	Acceptable Limits
Barium-133 Tracer	GFPC, Ra228, Liquid "As Received"			75.9	(15%-125%)

Notes:

Counting Uncertainty is calculated at the 95% confidence level (1.96-sigma).

Column headers are defined as follows:

DF: Dilution Factor	Lc/LC: Critical Level
DL: Detection Limit	PF: Prep Factor
MDA: Minimum Detectable Activity	RL: Reporting Limit
MDC: Minimum Detectable Concentration	SQL: Sample Quantitation Limit

GEL LABORATORIES LLC

2040 Savage Road Charleston SC 29407 - (843) 556-8171 - www.gel.com

Certificate of Analysis

Report Date: February 8, 2024

Company : Santee Cooper
 Address : P.O. Box 2946101
 OCO3
 Moncks Corner, South Carolina 29461
 Contact: Ms. Jeanette Gilmetti
 Project: ABS Lab Analytical

Client Sample ID: AF87773	Project: SOOP00119
Sample ID: 652246012	Client ID: SOOP001
Matrix: GW	
Collect Date: 17-JAN-24 12:31	
Receive Date: 19-JAN-24	
Collector: Client	

Parameter	Qualifier	Result	Uncertainty	MDC	RL	Units	PF	DF	Analyst	Date	Time	Batch	Method
Rad Gas Flow Proportional Counting													
GFPC, Ra228, Liquid "As Received"													
Radium-228	U	1.08	+/-0.855	1.33	3.00	pCi/L		JE1	01/31/24	0953	2556729		1
Rad Radium-226													
Lucas Cell, Ra226, Liquid "As Received"													
Radium-226		0.680	+/-0.452	0.478	1.00	pCi/L		LXP1	01/31/24	0949	2556270		2

The following Analytical Methods were performed:

Method	Description	Analyst Comments
1	EPA 904.0/SW846 9320 Modified	
2	EPA 903.1 Modified	

Surrogate/Tracer Recovery	Test	Result	Nominal	Recovery%	Acceptable Limits
Barium-133 Tracer	GFPC, Ra228, Liquid "As Received"			73.3	(15%-125%)

Notes:

Counting Uncertainty is calculated at the 95% confidence level (1.96-sigma).

Column headers are defined as follows:

DF: Dilution Factor	Lc/LC: Critical Level
DL: Detection Limit	PF: Prep Factor
MDA: Minimum Detectable Activity	RL: Reporting Limit
MDC: Minimum Detectable Concentration	SQL: Sample Quantitation Limit

GEL LABORATORIES LLC

2040 Savage Road Charleston SC 29407 - (843) 556-8171 - www.gel.com

Certificate of Analysis

Report Date: February 8, 2024

Company : Santee Cooper
Address : P.O. Box 2946101
OCO3
Moncks Corner, South Carolina 29461
Contact: Ms. Jeanette Gilmetti
Project: ABS Lab Analytical

Client Sample ID: AF87774 Project: SOOP00119
Sample ID: 652246013 Client ID: SOOP001
Matrix: GW
Collect Date: 17-JAN-24 14:04
Receive Date: 19-JAN-24
Collector: Client

Parameter	Qualifier	Result	Uncertainty	MDC	RL	Units	PF	DF	Analyst	Date	Time	Batch	Method
Rad Gas Flow Proportional Counting													
GFPC, Ra228, Liquid "As Received"													
Radium-228		2.05	+/-0.908	1.13	3.00	pCi/L		JE1	01/31/24	0953	2556729		1
Rad Radium-226													
Lucas Cell, Ra226, Liquid "As Received"													
Radium-226		0.998	+/-0.547	0.432	1.00	pCi/L		LXP1	01/31/24	0949	2556270		2

The following Analytical Methods were performed:

Method	Description	Analyst Comments
1	EPA 904.0/SW846 9320 Modified	
2	EPA 903.1 Modified	

Surrogate/Tracer Recovery	Test	Result	Nominal	Recovery%	Acceptable Limits
Barium-133 Tracer	GFPC, Ra228, Liquid "As Received"			76.2	(15%-125%)

Notes:

Counting Uncertainty is calculated at the 95% confidence level (1.96-sigma).

Column headers are defined as follows:

DF: Dilution Factor Lc/LC: Critical Level
DL: Detection Limit PF: Prep Factor
MDA: Minimum Detectable Activity RL: Reporting Limit
MDC: Minimum Detectable Concentration SQL: Sample Quantitation Limit

GEL LABORATORIES LLC

2040 Savage Road Charleston SC 29407 - (843) 556-8171 - www.gel.com

Certificate of Analysis

Report Date: February 8, 2024

Company : Santee Cooper
 Address : P.O. Box 2946101
 OCO3
 Moncks Corner, South Carolina 29461
 Contact: Ms. Jeanette Gilmetti
 Project: ABS Lab Analytical

Client Sample ID: AF87775	Project: SOOP00119
Sample ID: 652246014	Client ID: SOOP001
Matrix: GW	
Collect Date: 17-JAN-24 15:20	
Receive Date: 19-JAN-24	
Collector: Client	

Parameter	Qualifier	Result	Uncertainty	MDC	RL	Units	PF	DF	Analyst	Date	Time	Batch	Method
Rad Gas Flow Proportional Counting													
GFPC, Ra228, Liquid "As Received"													
Radium-228		3.56	+/-1.19	1.40	3.00	pCi/L		JE1	01/31/24	0953	2556729		1
Rad Radium-226													
Lucas Cell, Ra226, Liquid "As Received"													
Radium-226		1.14	+/-0.552	0.490	1.00	pCi/L		LXP1	01/31/24	1024	2556270		2

The following Analytical Methods were performed:

Method	Description	Analyst Comments
1	EPA 904.0/SW846 9320 Modified	
2	EPA 903.1 Modified	

Surrogate/Tracer Recovery	Test	Result	Nominal	Recovery%	Acceptable Limits
Barium-133 Tracer	GFPC, Ra228, Liquid "As Received"			77.7	(15%-125%)

Notes:

Counting Uncertainty is calculated at the 95% confidence level (1.96-sigma).

Column headers are defined as follows:

DF: Dilution Factor	Lc/LC: Critical Level
DL: Detection Limit	PF: Prep Factor
MDA: Minimum Detectable Activity	RL: Reporting Limit
MDC: Minimum Detectable Concentration	SQL: Sample Quantitation Limit

GEL LABORATORIES LLC

2040 Savage Road Charleston, SC 29407 - (843) 556-8171 - www.gel.com

QC Summary

Report Date: February 8, 2024

Page 1 of 2

Santee Cooper
P.O. Box 2946101
OCO3
Moncks Corner, South Carolina
Contact: Ms. Jeanette Gilmetti

Workorder: 652246

Parmname	NOM	Sample	Qual	QC	Units	RPD%	REC%	Range	Anlst	Date	Time
Rad Gas Flow											
Batch	2556729										
QC1205628819	652246001	DUP									
Radium-228	U	1.31		2.04	pCi/L	44		(0% - 100%)	JE1	01/31/24	09:52
	Uncertainty	+/-1.15		+/-1.09							
QC1205628820	LCS										
Radium-228	76.0			76.7	pCi/L		101	(75%-125%)		01/31/24	09:52
	Uncertainty			+/-4.37							
QC1205628818	MB										
Radium-228			U	1.28	pCi/L					01/31/24	09:52
	Uncertainty			+/-1.03							
Rad Ra-226											
Batch	2556270										
QC1205627969	652246001	DUP									
Radium-226		0.804		1.17	pCi/L	37		(0% - 100%)	LXP1	01/31/24	10:24
	Uncertainty	+/-0.508		+/-0.646							
QC1205627971	LCS										
Radium-226	26.8			27.1	pCi/L		101	(75%-125%)		01/31/24	10:24
	Uncertainty			+/-2.80							
QC1205627968	MB										
Radium-226			U	0.419	pCi/L					01/31/24	10:24
	Uncertainty			+/-0.373							
QC1205627970	652246001	MS									
Radium-226	130	0.804		136	pCi/L		104	(75%-125%)		01/31/24	10:24
	Uncertainty	+/-0.508		+/-13.4							

- Notes:**
- Counting Uncertainty is calculated at the 95% confidence level (1.96-sigma).
 - The Qualifiers in this report are defined as follows:
 - U Analyte was analyzed for, but not detected above the MDL, MDA, MDC or LOD.
 - J Value is estimated
 - X Consult Case Narrative, Data Summary package, or Project Manager concerning this qualifier
 - H Analytical holding time was exceeded
 - < Result is less than value reported

GEL LABORATORIES LLC

2040 Savage Road Charleston, SC 29407 - (843) 556-8171 - www.gel.com

QC Summary

Workorder: 652246

Page 2 of 2

Parmname	NOM	Sample	Qual	QC	Units	RPD%	REC%	Range	Anlst	Date	Time
>											
UI											
BD											
h											
R											
^											
N/A											
ND											
M											
NJ											
FA											
UJ											
Q											
K											
UL											
L											
NI											
Y											
**											
M											
J											

N/A indicates that spike recovery limits do not apply when sample concentration exceeds spike conc. by a factor of 4 or more or %RPD not applicable.

^ The Relative Percent Difference (RPD) obtained from the sample duplicate (DUP) is evaluated against the acceptance criteria when the sample is greater than five times (5X) the contract required detection limit (RL). In cases where either the sample or duplicate value is less than 5X the RL, a control limit of +/- the RL is used to evaluate the DUP result.

* Indicates that a Quality Control parameter was not within specifications.

For PS, PSD, and SDILT results, the values listed are the measured amounts, not final concentrations.

Where the analytical method has been performed under NELAP certification, the analysis has met all of the requirements of the NELAC standard unless qualified on the QC Summary.

Technical Case Narrative
Santee Cooper
SDG #: 652246

Radiochemistry

Product: GFPC, Ra228, Liquid

Analytical Method: EPA 904.0/SW846 9320 Modified

Analytical Procedure: GL-RAD-A-063 REV# 5

Analytical Batch: 2556729

The following samples were analyzed using the above methods and analytical procedure(s).

<u>GEL Sample ID#</u>	<u>Client Sample Identification</u>
652246001	AF87763
652246002	AF87761
652246003	AF87762
652246004	AF88958
652246005	AF87760
652246006	AF87759
652246007	AF87758
652246008	AF87757
652246009	AF87756
652246010	AF87766
652246011	AF87772
652246012	AF87773
652246013	AF87774
652246014	AF87775
1205628818	Method Blank (MB)
1205628819	652246001(AF87763) Sample Duplicate (DUP)
1205628820	Laboratory Control Sample (LCS)

The samples in this SDG were analyzed on an "as received" basis.

Data Summary:

All sample data provided in this report met the acceptance criteria specified in the analytical methods and procedures for initial calibration, continuing calibration, instrument controls and process controls where applicable, with the following exceptions.

Technical Information

Recounts

Samples 652246002 (AF87761) and 652246003 (AF87762) were re-eluted and recounted to verify sample results. The recounts are reported.

Product: Lucas Cell, Ra226, Liquid

Analytical Method: EPA 903.1 Modified

Analytical Procedure: GL-RAD-A-008 REV# 15

Analytical Batch: 2556270

The following samples were analyzed using the above methods and analytical procedure(s).

<u>GEL Sample ID#</u>	<u>Client Sample Identification</u>
652246001	AF87763
652246002	AF87761
652246003	AF87762
652246004	AF88958
652246005	AF87760
652246006	AF87759
652246007	AF87758
652246008	AF87757
652246009	AF87756
652246010	AF87766
652246011	AF87772
652246012	AF87773
652246013	AF87774
652246014	AF87775
1205627968	Method Blank (MB)
1205627969	652246001(AF87763) Sample Duplicate (DUP)
1205627970	652246001(AF87763) Matrix Spike (MS)
1205627971	Laboratory Control Sample (LCS)

The samples in this SDG were analyzed on an "as received" basis.

Data Summary:

All sample data provided in this report met the acceptance criteria specified in the analytical methods and procedures for initial calibration, continuing calibration, instrument controls and process controls where applicable, with the following exceptions.

Miscellaneous Information

Additional Comments

The matrix spike, 1205627970 (AF87763MS), aliquot was reduced to conserve sample volume.

Certification Statement

Where the analytical method has been performed under NELAP certification, the analysis has met all of the requirements of the NELAC standard unless otherwise noted in the analytical case narrative.

Chain of Custody

652246 






Santee Cooper
One Riverwood Drive
Moncks Corner, SC 29461
Phone: (843)761-8000 Ext. 5148
Fax: (843)761-4175

Customer Email/Report Recipient: _____ Date Results Needed by: _____ Project/Task/Unit #: _____ Rerun request for any flagged QC

LINDA WILLIAMS @santecooper.com / / 125915 / JM02.08.G02.3 / 36500 Yes No

Analysis Group

Labworks ID # (Internal use only)	Sample Location/ Description	Collection Date	Collection Time	Sample Collector	Total # of containers	Bottle type: (Glass- G/Plastic-P)	Grab (G) or Composite (C)	Matrix(see below)	Preservative (see below)	Comments • Method # • Reporting limit • Misc. sample info • Any other notes	RAD 226	RAD 225
AF87763	CAP-10	1/11/24	1202	WJK ML		P	G	GW	2		X	X
61	CAP-9		1323									
62	CAP-9 DUP		1328									
AF88958	CAP-8		1439									
AF87760	CAP-7	1/16/24	0917									
59	CAP-6		1022									
58	CAP-5		1108									
57	CAP-4		1219									
56	CAP-3		1346									
AF87766	CAP-13	1/17/24	1043									

Relinquished by: 	Employee#	Date	Time	Received by: 	Employee #	Date	Time
	36851	1/19/24	0936		GEL	1/19/24	0936
Relinquished by: 	Employee#	Date	Time	Received by: 	Employee #	Date	Time
	666	1-19-24	1635	M. 	GEL	1-19-24	1635
Relinquished by: _____	Employee#	Date	Time	Received by: _____	Employee #	Date	Time

Sample Receiving (Internal Use Only)
TEMP (°C): _____ Initial: _____
Correct pH: Yes No
Preservative Lot#: _____
Date/Time/Init for preservative: _____

<input type="checkbox"/> METALS (all) <input type="checkbox"/> Ag <input type="checkbox"/> Cu <input type="checkbox"/> Sb <input type="checkbox"/> Al <input type="checkbox"/> Fe <input type="checkbox"/> Se <input type="checkbox"/> As <input type="checkbox"/> K <input type="checkbox"/> Sn <input type="checkbox"/> B <input type="checkbox"/> Li <input type="checkbox"/> Sr <input type="checkbox"/> Ba <input type="checkbox"/> Mg <input type="checkbox"/> Ti <input type="checkbox"/> Be <input type="checkbox"/> Mn <input type="checkbox"/> Tl <input type="checkbox"/> Ca <input type="checkbox"/> Mo <input type="checkbox"/> V <input type="checkbox"/> Cd <input type="checkbox"/> Na <input type="checkbox"/> Zn <input type="checkbox"/> Co <input type="checkbox"/> Ni <input type="checkbox"/> Hg <input type="checkbox"/> Cr <input type="checkbox"/> Pb <input type="checkbox"/> CrVI	<input type="checkbox"/> Nutrients <input type="checkbox"/> TOC <input type="checkbox"/> DOC <input type="checkbox"/> TP/TPO4 <input type="checkbox"/> NH3-N <input type="checkbox"/> F <input type="checkbox"/> Cl <input type="checkbox"/> NO2 <input type="checkbox"/> Br <input type="checkbox"/> NO3 <input type="checkbox"/> SO4	<input type="checkbox"/> MISC. <input type="checkbox"/> BTEX <input type="checkbox"/> Naphthalene <input type="checkbox"/> THM/HAA <input type="checkbox"/> VOC <input type="checkbox"/> Oil & Grease <input type="checkbox"/> E. Coli <input type="checkbox"/> Total Coliform <input type="checkbox"/> pH <input type="checkbox"/> Dissolved As <input type="checkbox"/> Dissolved Fe <input type="checkbox"/> Rad 226 <input type="checkbox"/> Rad 228 <input type="checkbox"/> PCB	<input type="checkbox"/> Gypsum <input type="checkbox"/> Wallboard <input type="checkbox"/> Gypsum(all below) <input type="checkbox"/> AIM <input type="checkbox"/> TOC <input type="checkbox"/> Total metals <input type="checkbox"/> Soluble Metals <input type="checkbox"/> Purity (CaSO4) <input type="checkbox"/> % Moisture <input type="checkbox"/> Sulfites <input type="checkbox"/> pH <input type="checkbox"/> Chlorides <input type="checkbox"/> Particle Size <input type="checkbox"/> Sulfur	<input type="checkbox"/> Coal <input type="checkbox"/> Ultimate <input type="checkbox"/> % Moisture <input type="checkbox"/> Ash <input type="checkbox"/> Sulfur <input type="checkbox"/> BTUs <input type="checkbox"/> Volatile Matter <input type="checkbox"/> CHN Other Tests: <input type="checkbox"/> XRF Scan <input type="checkbox"/> HGI <input type="checkbox"/> Fineness <input type="checkbox"/> Particulate Matter	<input type="checkbox"/> Flyash <input type="checkbox"/> Ammonia <input type="checkbox"/> LOI <input type="checkbox"/> % Carbon <input type="checkbox"/> Mineral Analysis <input type="checkbox"/> Sieve <input type="checkbox"/> % Moisture NPDES <input type="checkbox"/> Oil & Grease <input type="checkbox"/> As <input type="checkbox"/> TSS	<input type="checkbox"/> Oil <input type="checkbox"/> Trans. Oil Qual. <input type="checkbox"/> %Moisture <input type="checkbox"/> Color <input type="checkbox"/> Acidity <input type="checkbox"/> Dielectric Strength <input type="checkbox"/> IFT <input type="checkbox"/> Dissolved Gases <input type="checkbox"/> Used Oil <input type="checkbox"/> Flashpoint <input type="checkbox"/> Metals in oil (As,Cd,Cr,Ni,Pb Hg) <input type="checkbox"/> TX <input type="checkbox"/> GOFER
---	---	---	---	--	---	---

Chain of Custody



Customer Email/Report Recipient: LINDA.WILLIAMS @santecooper.com / / Date Results Needed by: / / Project/Task/Unit #: 125915 / JM02.09.G01.1 / 36500 Rerun request for any flagged QC Yes No

Analysis Group

Labworks ID # (Internal use only)	Sample Location/ Description	Collection Date	Collection Time	Sample Collector	Total # of containers	Bottle type: (Glass- G/Plastic-P)	Grab (G) or Composite (C)	Matrix(see below)	Preservative (see below)	Comments • Method # • Reporting limit • Misc. sample info • Any other notes	RAD 226	RAD 228
AF87772	CCMAP-4	1/17/24	1226	WJK ML	2	P	G	GW	2		X	X
73	- 4 DUP		1231									
74	-5		1404									
75	-6		1520									

Relinquished by:	Employee#	Date	Time	Received by:	Employee #	Date	Time
<i>[Signature]</i>	36851	1/19/24	0936	<i>[Signature]</i>	GEL	1/19/24	0936
<i>[Signature]</i>	661	1-19-24	1635	<i>[Signature]</i>	GEL	1-19-24	1635

Sample Receiving (Internal Use Only)
 TEMP (°C): _____ Initial: _____
 Correct pH: Yes No
 Preservative Lot#: _____
 Date/Time/Init for preservative: _____

<input type="checkbox"/> METALS (all) <input type="checkbox"/> Ag <input type="checkbox"/> Cu <input type="checkbox"/> Sb <input type="checkbox"/> Al <input type="checkbox"/> Fe <input type="checkbox"/> Se <input type="checkbox"/> As <input type="checkbox"/> K <input type="checkbox"/> Sn <input type="checkbox"/> B <input type="checkbox"/> Li <input type="checkbox"/> Sr <input type="checkbox"/> Ba <input type="checkbox"/> Mg <input type="checkbox"/> Ti <input type="checkbox"/> Be <input type="checkbox"/> Mn <input type="checkbox"/> Tl <input type="checkbox"/> Ca <input type="checkbox"/> Mo <input type="checkbox"/> V <input type="checkbox"/> Cd <input type="checkbox"/> Na <input type="checkbox"/> Zn <input type="checkbox"/> Co <input type="checkbox"/> Ni <input type="checkbox"/> Hg <input type="checkbox"/> Cr <input type="checkbox"/> Pb <input type="checkbox"/> CrVI	Nutrients <input type="checkbox"/> TOC <input type="checkbox"/> DOC <input type="checkbox"/> TP/TPO4 <input type="checkbox"/> NH3-N <input type="checkbox"/> F <input type="checkbox"/> Cl <input type="checkbox"/> NO2 <input type="checkbox"/> Br <input type="checkbox"/> NO3 <input type="checkbox"/> SO4	MISC. <input type="checkbox"/> BTEX <input type="checkbox"/> Naphthalene <input type="checkbox"/> THM/HAA <input type="checkbox"/> VOC <input type="checkbox"/> Oil & Grease <input type="checkbox"/> E. Coli <input type="checkbox"/> Total Coliform <input type="checkbox"/> pH <input type="checkbox"/> Dissolved As <input type="checkbox"/> Dissolved Fe <input type="checkbox"/> Rad 226 <input type="checkbox"/> Rad 228 <input type="checkbox"/> PCB	Gypsum <input type="checkbox"/> Wallboard Gypsum(all below) <input type="checkbox"/> AIM <input type="checkbox"/> TOC <input type="checkbox"/> Total metals <input type="checkbox"/> Soluble Metals <input type="checkbox"/> Purity (CaSO4) <input type="checkbox"/> % Moisture <input type="checkbox"/> Sulfites <input type="checkbox"/> pH <input type="checkbox"/> Chlorides <input type="checkbox"/> Particle Size <input type="checkbox"/> Sulfur	Coal <input type="checkbox"/> Ultimate <input type="checkbox"/> % Moisture <input type="checkbox"/> Ash <input type="checkbox"/> Sulfur <input type="checkbox"/> TOC <input type="checkbox"/> BTUs <input type="checkbox"/> Volatile Matter <input type="checkbox"/> CHN Other Tests: <input type="checkbox"/> XRF Scan <input type="checkbox"/> HGI <input type="checkbox"/> Fineness <input type="checkbox"/> Particulate Matter	Flyash <input type="checkbox"/> Ammonia <input type="checkbox"/> LOI <input type="checkbox"/> % Carbon <input type="checkbox"/> Mineral Analysis <input type="checkbox"/> Sieve <input type="checkbox"/> % Moisture NPDES <input type="checkbox"/> Oil & Grease <input type="checkbox"/> As <input type="checkbox"/> TSS	Oil <input type="checkbox"/> Trans. Oil Qual. <input type="checkbox"/> %Moisture <input type="checkbox"/> Color <input type="checkbox"/> Acidity <input type="checkbox"/> Dielectric Strength <input type="checkbox"/> IPI <input type="checkbox"/> Dissolved Gases <input type="checkbox"/> Used Oil <input type="checkbox"/> Flashpoint <input type="checkbox"/> Metals in oil (As,Cd,Cr,Ni,Pb Hg) <input type="checkbox"/> TX <input type="checkbox"/> GOFER
--	--	--	--	---	--	--

SAMPLE RECEIPT & REVIEW FORM

Client: SOOP		SDG/AR/COC/Work Order: 652246		
Received By: MLS		Date Received: 1-19-24		
Carrier and Tracking Number		Circle Applicable: FedEx Express FedEx Ground UPS Field Services <u>Courier</u> Other		
Suspected Hazard Information		#If Net Counts > 100cpm on samples not marked "radioactive", contact the Radiation Safety Group for further investigation.		
A) Shipped as a DOT Hazardous?		Hazard Class Shipped: _____ UN#: _____ If UN2910, Is the Radioactive Shipment Survey Compliant? Yes ___ No ___		
B) Did the client designate the samples are to be received as radioactive?		COC notation or radioactive stickers on containers equal client designation		
C) Did the RSO classify the samples as radioactive?		Maximum Net Counts Observed* (Observed Counts - Area Background Counts): <u>0</u> <u>CPM</u> / mR/hr Classified as: Rad 1 Rad 2 Rad 3		
D) Did the client designate samples are hazardous?		COC notation or hazard labels on containers equal client designation		
E) Did the RSO identify possible hazards?		If D or E is yes, select Hazards below. PCB's Flammable Foreign Soil RCRA Asbestos Beryllium Other:		
Sample Receipt Criteria		Yes	No	Comments/Qualifiers (Required for Non-Conforming Items)
1	Shipping containers received intact and sealed?	<input checked="" type="checkbox"/>	<input type="checkbox"/>	Circle Applicable: Seals broken Damaged container Leaking container Other (describe)
2	Chain of custody documents included with shipment?	<input checked="" type="checkbox"/>	<input type="checkbox"/>	Circle Applicable: Client contacted and provided COC COC created upon receipt
3	Samples requiring cold preservation within (0 ≤ 6 deg. C)?*	<input checked="" type="checkbox"/>	<input type="checkbox"/>	Preservation Method: Wet Ice Ice Packs Dry ice <u>None</u> Other: *all temperatures are recorded in Celsius TEMP: <u>20</u>
4	Daily check performed and passed on IR temperature gun?	<input checked="" type="checkbox"/>	<input type="checkbox"/>	Temperature Device Serial #: <u>12523</u> Secondary Temperature Device Serial # (If Applicable):
5	Sample containers intact and sealed?	<input checked="" type="checkbox"/>	<input type="checkbox"/>	Circle Applicable: Seals broken Damaged container Leaking container Other (describe)
6	Samples requiring chemical preservation at proper pH?	<input checked="" type="checkbox"/>	<input type="checkbox"/>	Sample ID's and Containers Affected: If Preservation added, Lot#:
7	Do any samples require Volatile Analysis?	<input checked="" type="checkbox"/>	<input type="checkbox"/>	If Yes, are Encours or Soil Kits present for solids? Yes ___ No ___ NA ___ (if yes, take to VOA Freezer)
				Do liquid VOA vials contain acid preservation? Yes ___ No ___ NA ___ (if unknown, select No)
				Are liquid VOA vials free of headspace? Yes ___ No ___ NA ___
8	Samples received within holding time?	<input checked="" type="checkbox"/>	<input type="checkbox"/>	ID's and tests affected:
9	Sample ID's on COC match ID's on bottles?	<input checked="" type="checkbox"/>	<input type="checkbox"/>	ID's and containers affected:
10	Date & time on COC match date & time on bottles?	<input checked="" type="checkbox"/>	<input type="checkbox"/>	Circle Applicable: No dates on containers No times on containers COC missing info Other (describe)
11	Number of containers received match number indicated on COC?	<input checked="" type="checkbox"/>	<input type="checkbox"/>	Circle Applicable: No container count on COC Other (describe)
12	Are sample containers identifiable as GEL provided by use of GEL labels?	<input checked="" type="checkbox"/>	<input type="checkbox"/>	
13	COC form is properly signed in relinquished/received sections?	<input checked="" type="checkbox"/>	<input type="checkbox"/>	Circle Applicable: Not relinquished Other (describe)
Comments (Use Continuation Form if needed):				

PM (or PMA) review: Initials Am Date 1/22/24 Page 1 of 1

List of current GEL Certifications as of 08 February 2024

State	Certification
Alabama	42200
Alaska	17-018
Alaska Drinking Water	SC00012
Arkansas	88-00651
CLIA	42D0904046
California	2940
Colorado	SC00012
Connecticut	PH-0169
DoD ELAP/ ISO17025 A2LA	2567.01
Florida NELAP	E87156
Foreign Soils Permit	P330-15-00283, P330-15-00253
Georgia	SC00012
Georgia SDWA	967
Hawaii	SC00012
Idaho	SC00012
Illinois NELAP	200029
Indiana	C-SC-01
Kansas NELAP	E-10332
Kentucky SDWA	KY90129
Kentucky Wastewater	KY90129
Louisiana Drinking Water	LA024
Louisiana NELAP	03046 (AI33904)
Maine	2023019
Maryland	270
Massachusetts	M-SC012
Massachusetts PFAS Approv	Letter
Michigan	9976
Mississippi	SC00012
Nebraska	NE-OS-26-13
Nevada	SC000122024-05
New Hampshire NELAP	2054
New Jersey NELAP	SC002
New Mexico	SC00012
New York NELAP	11501
North Carolina	233
North Carolina SDWA	45709
North Dakota	R-158
Oklahoma	2023-152
Pennsylvania NELAP	68-00485
Puerto Rico	SC00012
S. Carolina Radiochem	10120002
Sanitation Districts of L	9255651
South Carolina Chemistry	10120001
Tennessee	TN 02934
Texas NELAP	T104704235-23-21
Utah NELAP	SC000122023-38
Vermont	VT87156
Virginia NELAP	460202
Washington	C780

January 25, 2024

Ms. Jeanette Gilmetti
Santee Cooper
P.O. Box 2946101
OCO3
Moncks Corner, South Carolina 29461

Re: ABS Lab Analytical
Work Order: 651811

Dear Ms. Gilmetti:


GEL Laboratories, LLC (GEL) appreciates the opportunity to provide the enclosed analytical results for the sample(s) we received on January 12, 2024. This original data report has been prepared and reviewed in accordance with GEL's standard operating procedures.

The samples were delivered with proper chain of custody documentation and signatures. All sample containers arrived without any visible signs of tampering or breakage. There are no additional comments concerning sample receipt.

Test results for NELAP or ISO 17025 accredited tests are verified to meet the requirements of those standards, with any exceptions noted. The results reported relate only to the items tested and to the sample as received by the laboratory. These results may not be reproduced except as full reports without approval by the laboratory. Copies of GEL's accreditations and certifications can be found on our website at www.gel.com.


Our policy is to provide high quality, personalized analytical services to enable you to meet your analytical needs on time every time. We trust that you will find everything in order and to your satisfaction. If you have any questions, please do not hesitate to call me at (843) 556-8171, ext. 4289.

Sincerely,



Max Gloth for
Julie Robinson
Project Manager

Purchase Order: 398684-125915/JM02.09.G01.1/36
Enclosures



GEL LABORATORIES LLC

2040 Savage Road Charleston SC 29407 - (843) 556-8171 - www.gel.com

Certificate of Analysis Report for

SOOP001 Santee Cooper

Client SDG: 651811 GEL Work Order: 651811

The Qualifiers in this report are defined as follows:


- * A quality control analyte recovery is outside of specified acceptance criteria
- ** Analyte is a Tracer compound
- ** Analyte is a surrogate compound
- U Analyte was analyzed for, but not detected above the MDL, MDA, MDC or LOD.

Where the analytical method has been performed under NELAP certification, the analysis has met all of the requirements of the NELAC standard unless qualified on the Certificate of Analysis.

The designation ND, if present, appears in the result column when the analyte concentration is not detected above the limit as defined in the 'U' qualifier above.

This data report has been prepared and reviewed in accordance with GEL Laboratories LLC standard operating procedures. Please direct any questions to your Project Manager, Julie Robinson.

Reviewed by



GEL LABORATORIES LLC

2040 Savage Road Charleston SC 29407 - (843) 556-8171 - www.gel.com

Certificate of Analysis

Report Date: January 25, 2024

Company : Santee Cooper
Address : P.O. Box 2946101
OCO3
Moncks Corner, South Carolina 29461
Contact: Ms. Jeanette Gilmetti
Project: ABS Lab Analytical

Client Sample ID: AF87786 Project: SOOP00119
Sample ID: 651811001 Client ID: SOOP001
Matrix: GW
Collect Date: 10-JAN-24 09:13
Receive Date: 12-JAN-24
Collector: Client

Parameter	Qualifier	Result	Uncertainty	MDC	RL	Units	PF	DF	Analyst	Date	Time	Batch	Method
Rad Gas Flow Proportional Counting													
GFPC, Ra228, Liquid "As Received"													
Radium-228	U	0.253	+/-1.06	1.93	3.00	pCi/L		JE1	01/23/24	1234	2553124		1
Rad Radium-226													
Lucas Cell, Ra226, Liquid "As Received"													
Radium-226		1.97	+/-0.751	0.548	1.00	pCi/L		LXP1	01/24/24	0905	2553147		2

The following Analytical Methods were performed:

Method	Description	Analyst Comments
1	EPA 904.0/SW846 9320 Modified	
2	EPA 903.1 Modified	

Surrogate/Tracer Recovery	Test	Result	Nominal	Recovery%	Acceptable Limits
Barium-133 Tracer	GFPC, Ra228, Liquid "As Received"			85.7	(15%-125%)

Notes:

Counting Uncertainty is calculated at the 95% confidence level (1.96-sigma).

Column headers are defined as follows:

DF: Dilution Factor Lc/LC: Critical Level
DL: Detection Limit PF: Prep Factor
MDA: Minimum Detectable Activity RL: Reporting Limit
MDC: Minimum Detectable Concentration SQL: Sample Quantitation Limit

GEL LABORATORIES LLC

2040 Savage Road Charleston SC 29407 - (843) 556-8171 - www.gel.com

Certificate of Analysis

Report Date: January 25, 2024

Company : Santee Cooper
 Address : P.O. Box 2946101
 OCO3
 Moncks Corner, South Carolina 29461
 Contact: Ms. Jeanette Gilmetti
 Project: ABS Lab Analytical

Client Sample ID: AF87787	Project: SOOP00119
Sample ID: 651811002	Client ID: SOOP001
Matrix: GW	
Collect Date: 10-JAN-24 10:20	
Receive Date: 12-JAN-24	
Collector: Client	

Parameter	Qualifier	Result	Uncertainty	MDC	RL	Units	PF	DF	Analyst	Date	Time	Batch	Method
Rad Gas Flow Proportional Counting													
GFPC, Ra228, Liquid "As Received"													
Radium-228	U	0.475	+/-0.953	1.68	3.00	pCi/L		JE1	01/23/24	1106	2553124		1
Rad Radium-226													
Lucas Cell, Ra226, Liquid "As Received"													
Radium-226		0.904	+/-0.519	0.489	1.00	pCi/L		LXP1	01/24/24	0938	2553147		2

The following Analytical Methods were performed:

Method	Description	Analyst Comments
1	EPA 904.0/SW846 9320 Modified	
2	EPA 903.1 Modified	

Surrogate/Tracer Recovery	Test	Result	Nominal	Recovery%	Acceptable Limits
Barium-133 Tracer	GFPC, Ra228, Liquid "As Received"			87	(15%-125%)

Notes:

Counting Uncertainty is calculated at the 95% confidence level (1.96-sigma).

Column headers are defined as follows:

DF: Dilution Factor	Lc/LC: Critical Level
DL: Detection Limit	PF: Prep Factor
MDA: Minimum Detectable Activity	RL: Reporting Limit
MDC: Minimum Detectable Concentration	SQL: Sample Quantitation Limit

GEL LABORATORIES LLC

2040 Savage Road Charleston SC 29407 - (843) 556-8171 - www.gel.com

Certificate of Analysis

Report Date: January 25, 2024

Company : Santee Cooper
Address : P.O. Box 2946101
OCO3
Moncks Corner, South Carolina 29461
Contact: Ms. Jeanette Gilmetti
Project: ABS Lab Analytical

Client Sample ID: AF87792 Project: SOOP00119
Sample ID: 651811003 Client ID: SOOP001
Matrix: GW
Collect Date: 10-JAN-24 11:38
Receive Date: 12-JAN-24
Collector: Client

Parameter	Qualifier	Result	Uncertainty	MDC	RL	Units	PF	DF	Analyst	Date	Time	Batch	Method
Rad Gas Flow Proportional Counting													
GFPC, Ra228, Liquid "As Received"													
Radium-228		3.34	+/-1.22	1.60	3.00	pCi/L		JE1	01/23/24	1106	2553124		1
Rad Radium-226													
Lucas Cell, Ra226, Liquid "As Received"													
Radium-226		1.32	+/-0.571	0.422	1.00	pCi/L		LXP1	01/24/24	0938	2553147		2

The following Analytical Methods were performed:

Method	Description	Analyst Comments
1	EPA 904.0/SW846 9320 Modified	
2	EPA 903.1 Modified	

Surrogate/Tracer Recovery	Test	Result	Nominal	Recovery%	Acceptable Limits
Barium-133 Tracer	GFPC, Ra228, Liquid "As Received"			84.2	(15%-125%)

Notes:

Counting Uncertainty is calculated at the 95% confidence level (1.96-sigma).

Column headers are defined as follows:

DF: Dilution Factor Lc/LC: Critical Level
DL: Detection Limit PF: Prep Factor
MDA: Minimum Detectable Activity RL: Reporting Limit
MDC: Minimum Detectable Concentration SQL: Sample Quantitation Limit

GEL LABORATORIES LLC

2040 Savage Road Charleston SC 29407 - (843) 556-8171 - www.gel.com

Certificate of Analysis

Report Date: January 25, 2024

Company : Santee Cooper
Address : P.O. Box 2946101
OCO3
Moncks Corner, South Carolina 29461
Contact: Ms. Jeanette Gilmetti
Project: ABS Lab Analytical

Client Sample ID: AF87795 Project: SOOP00119
Sample ID: 651811004 Client ID: SOOP001
Matrix: GW
Collect Date: 10-JAN-24 12:35
Receive Date: 12-JAN-24
Collector: Client

Parameter	Qualifier	Result	Uncertainty	MDC	RL	Units	PF	DF	Analyst	Date	Time	Batch	Method
Rad Gas Flow Proportional Counting													
GFPC, Ra228, Liquid "As Received"													
Radium-228		2.76	+/-1.35	1.97	3.00	pCi/L		JE1	01/23/24	1234	2553124		1
Rad Radium-226													
Lucas Cell, Ra226, Liquid "As Received"													
Radium-226		0.589	+/-0.413	0.405	1.00	pCi/L		LXP1	01/24/24	0938	2553147		2

The following Analytical Methods were performed:

Method	Description	Analyst Comments
1	EPA 904.0/SW846 9320 Modified	
2	EPA 903.1 Modified	

Surrogate/Tracer Recovery	Test	Result	Nominal	Recovery%	Acceptable Limits
Barium-133 Tracer	GFPC, Ra228, Liquid "As Received"			84.5	(15%-125%)

Notes:

Counting Uncertainty is calculated at the 95% confidence level (1.96-sigma).

Column headers are defined as follows:

DF: Dilution Factor Lc/LC: Critical Level
DL: Detection Limit PF: Prep Factor
MDA: Minimum Detectable Activity RL: Reporting Limit
MDC: Minimum Detectable Concentration SQL: Sample Quantitation Limit

GEL LABORATORIES LLC

2040 Savage Road Charleston SC 29407 - (843) 556-8171 - www.gel.com

Certificate of Analysis

Report Date: January 25, 2024

Company : Santee Cooper
Address : P.O. Box 2946101
OCO3
Moncks Corner, South Carolina 29461
Contact: Ms. Jeanette Gilmetti
Project: ABS Lab Analytical

Client Sample ID: AF87796 Project: SOOP00119
Sample ID: 651811005 Client ID: SOOP001
Matrix: GW
Collect Date: 10-JAN-24 14:16
Receive Date: 12-JAN-24
Collector: Client

Parameter	Qualifier	Result	Uncertainty	MDC	RL	Units	PF	DF	Analyst	Date	Time	Batch	Method
Rad Gas Flow Proportional Counting													
GFPC, Ra228, Liquid "As Received"													
Radium-228		2.18	+/-1.03	1.45	3.00	pCi/L		JE1	01/23/24	1106	2553124		1
Rad Radium-226													
Lucas Cell, Ra226, Liquid "As Received"													
Radium-226		1.88	+/-0.780	0.689	1.00	pCi/L		LXP1	01/24/24	0938	2553147		2

The following Analytical Methods were performed:

Method	Description	Analyst Comments
1	EPA 904.0/SW846 9320 Modified	
2	EPA 903.1 Modified	

Surrogate/Tracer Recovery	Test	Result	Nominal	Recovery%	Acceptable Limits
Barium-133 Tracer	GFPC, Ra228, Liquid "As Received"			86.9	(15%-125%)

Notes:

Counting Uncertainty is calculated at the 95% confidence level (1.96-sigma).

Column headers are defined as follows:

DF: Dilution Factor Lc/LC: Critical Level
DL: Detection Limit PF: Prep Factor
MDA: Minimum Detectable Activity RL: Reporting Limit
MDC: Minimum Detectable Concentration SQL: Sample Quantitation Limit

GEL LABORATORIES LLC

2040 Savage Road Charleston SC 29407 - (843) 556-8171 - www.gel.com

Certificate of Analysis

Report Date: January 25, 2024

Company : Santee Cooper
 Address : P.O. Box 2946101
 OCO3
 Moncks Corner, South Carolina 29461
 Contact: Ms. Jeanette Gilmetti
 Project: ABS Lab Analytical

Client Sample ID: AF87784	Project: SOOP00119
Sample ID: 651811006	Client ID: SOOP001
Matrix: GW	
Collect Date: 04-JAN-24 13:18	
Receive Date: 12-JAN-24	
Collector: Client	

Parameter	Qualifier	Result	Uncertainty	MDC	RL	Units	PF	DF	Analyst	Date	Time	Batch	Method
Rad Gas Flow Proportional Counting													
GFPC, Ra228, Liquid "As Received"													
Radium-228	U	0.267	+/-0.651	1.20	3.00	pCi/L		JE1	01/23/24	1106	2553124		1
Rad Radium-226													
Lucas Cell, Ra226, Liquid "As Received"													
Radium-226		0.960	+/-0.489	0.362	1.00	pCi/L		LXP1	01/24/24	0938	2553147		2

The following Analytical Methods were performed:

Method	Description	Analyst Comments
1	EPA 904.0/SW846 9320 Modified	
2	EPA 903.1 Modified	

Surrogate/Tracer Recovery	Test	Result	Nominal	Recovery%	Acceptable Limits
Barium-133 Tracer	GFPC, Ra228, Liquid "As Received"			79.3	(15%-125%)

Notes:

Counting Uncertainty is calculated at the 95% confidence level (1.96-sigma).

Column headers are defined as follows:

DF: Dilution Factor	Lc/LC: Critical Level
DL: Detection Limit	PF: Prep Factor
MDA: Minimum Detectable Activity	RL: Reporting Limit
MDC: Minimum Detectable Concentration	SQL: Sample Quantitation Limit

GEL LABORATORIES LLC

2040 Savage Road Charleston SC 29407 - (843) 556-8171 - www.gel.com

Certificate of Analysis

Report Date: January 25, 2024

Company : Santee Cooper
 Address : P.O. Box 2946101
 OCO3
 Moncks Corner, South Carolina 29461
 Contact: Ms. Jeanette Gilmetti
 Project: ABS Lab Analytical

Client Sample ID: AF87793	Project: SOOP00119
Sample ID: 651811007	Client ID: SOOP001
Matrix: GW	
Collect Date: 04-JAN-24 11:33	
Receive Date: 12-JAN-24	
Collector: Client	

Parameter	Qualifier	Result	Uncertainty	MDC	RL	Units	PF	DF	Analyst	Date	Time	Batch	Method
Rad Gas Flow Proportional Counting													
GFPC, Ra228, Liquid "As Received"													
Radium-228		2.14	+/-1.02	1.41	3.00	pCi/L		JE1	01/23/24	1106	2553124		1
Rad Radium-226													
Lucas Cell, Ra226, Liquid "As Received"													
Radium-226		0.687	+/-0.410	0.350	1.00	pCi/L		LXP1	01/24/24	0938	2553147		2

The following Analytical Methods were performed:

Method	Description	Analyst Comments
1	EPA 904.0/SW846 9320 Modified	
2	EPA 903.1 Modified	

Surrogate/Tracer Recovery	Test	Result	Nominal	Recovery%	Acceptable Limits
Barium-133 Tracer	GFPC, Ra228, Liquid "As Received"			81.9	(15%-125%)

Notes:

Counting Uncertainty is calculated at the 95% confidence level (1.96-sigma).

Column headers are defined as follows:

DF: Dilution Factor	Lc/LC: Critical Level
DL: Detection Limit	PF: Prep Factor
MDA: Minimum Detectable Activity	RL: Reporting Limit
MDC: Minimum Detectable Concentration	SQL: Sample Quantitation Limit

GEL LABORATORIES LLC

2040 Savage Road Charleston SC 29407 - (843) 556-8171 - www.gel.com

Certificate of Analysis

Report Date: January 25, 2024

Company : Santee Cooper
 Address : P.O. Box 2946101
 OCO3
 Moncks Corner, South Carolina 29461
 Contact: Ms. Jeanette Gilmetti
 Project: ABS Lab Analytical

Client Sample ID: AF87794	Project: SOOP00119
Sample ID: 651811008	Client ID: SOOP001
Matrix: GW	
Collect Date: 04-JAN-24 11:38	
Receive Date: 12-JAN-24	
Collector: Client	

Parameter	Qualifier	Result	Uncertainty	MDC	RL	Units	PF	DF	Analyst	Date	Time	Batch	Method
Rad Gas Flow Proportional Counting													
GFPC, Ra228, Liquid "As Received"													
Radium-228		1.84	+/-0.901	1.22	3.00	pCi/L		JE1	01/23/24	1106	2553124		1
Rad Radium-226													
Lucas Cell, Ra226, Liquid "As Received"													
Radium-226		0.904	+/-0.500	0.494	1.00	pCi/L		LXP1	01/24/24	0938	2553147		2

The following Analytical Methods were performed:

Method	Description	Analyst Comments
1	EPA 904.0/SW846 9320 Modified	
2	EPA 903.1 Modified	

Surrogate/Tracer Recovery	Test	Result	Nominal	Recovery%	Acceptable Limits
Barium-133 Tracer	GFPC, Ra228, Liquid "As Received"			83.3	(15%-125%)

Notes:

Counting Uncertainty is calculated at the 95% confidence level (1.96-sigma).

Column headers are defined as follows:

DF: Dilution Factor	Lc/LC: Critical Level
DL: Detection Limit	PF: Prep Factor
MDA: Minimum Detectable Activity	RL: Reporting Limit
MDC: Minimum Detectable Concentration	SQL: Sample Quantitation Limit

GEL LABORATORIES LLC

2040 Savage Road Charleston SC 29407 - (843) 556-8171 - www.gel.com

Certificate of Analysis

Report Date: January 25, 2024

Company : Santee Cooper
 Address : P.O. Box 2946101
 OCO3
 Moncks Corner, South Carolina 29461
 Contact: Ms. Jeanette Gilmetti
 Project: ABS Lab Analytical

Client Sample ID: AF87798	Project: SOOP00119
Sample ID: 651811009	Client ID: SOOP001
Matrix: GW	
Collect Date: 04-JAN-24 10:10	
Receive Date: 12-JAN-24	
Collector: Client	

Parameter	Qualifier	Result	Uncertainty	MDC	RL	Units	PF	DF	Analyst	Date	Time	Batch	Method
Rad Gas Flow Proportional Counting													
GFPC, Ra228, Liquid "As Received"													
Radium-228	U	0.872	+/-0.824	1.33	3.00	pCi/L		JE1	01/23/24	1106	2553124		1
Rad Radium-226													
Lucas Cell, Ra226, Liquid "As Received"													
Radium-226	U	0.410	+/-0.424	0.664	1.00	pCi/L		LXP1	01/24/24	0938	2553147		2

The following Analytical Methods were performed:

Method	Description	Analyst Comments
1	EPA 904.0/SW846 9320 Modified	
2	EPA 903.1 Modified	

Surrogate/Tracer Recovery	Test	Result	Nominal	Recovery%	Acceptable Limits
Barium-133 Tracer	GFPC, Ra228, Liquid "As Received"			84.9	(15%-125%)

Notes:

Counting Uncertainty is calculated at the 95% confidence level (1.96-sigma).

Column headers are defined as follows:

DF: Dilution Factor	Lc/LC: Critical Level
DL: Detection Limit	PF: Prep Factor
MDA: Minimum Detectable Activity	RL: Reporting Limit
MDC: Minimum Detectable Concentration	SQL: Sample Quantitation Limit

GEL LABORATORIES LLC

2040 Savage Road Charleston SC 29407 - (843) 556-8171 - www.gel.com

Certificate of Analysis

Report Date: January 25, 2024

Company : Santee Cooper
 Address : P.O. Box 2946101
 OCO3
 Moncks Corner, South Carolina 29461
 Contact: Ms. Jeanette Gilmetti
 Project: ABS Lab Analytical

Client Sample ID: AF87799	Project: SOOP00119
Sample ID: 651811010	Client ID: SOOP001
Matrix: GW	
Collect Date: 04-JAN-24 14:10	
Receive Date: 12-JAN-24	
Collector: Client	

Parameter	Qualifier	Result	Uncertainty	MDC	RL	Units	PF	DF	Analyst	Date	Time	Batch	Method
Rad Gas Flow Proportional Counting													
GFPC, Ra228, Liquid "As Received"													
Radium-228		4.97	+/-1.62	2.04	3.00	pCi/L		JE1	01/23/24	1234	2553124		1
Rad Radium-226													
Lucas Cell, Ra226, Liquid "As Received"													
Radium-226		0.734	+/-0.464	0.506	1.00	pCi/L		LXP1	01/24/24	1013	2553147		2

The following Analytical Methods were performed:

Method	Description	Analyst Comments
1	EPA 904.0/SW846 9320 Modified	
2	EPA 903.1 Modified	

Surrogate/Tracer Recovery	Test	Result	Nominal	Recovery%	Acceptable Limits
Barium-133 Tracer	GFPC, Ra228, Liquid "As Received"			84.9	(15%-125%)

Notes:

Counting Uncertainty is calculated at the 95% confidence level (1.96-sigma).

Column headers are defined as follows:

DF: Dilution Factor	Lc/LC: Critical Level
DL: Detection Limit	PF: Prep Factor
MDA: Minimum Detectable Activity	RL: Reporting Limit
MDC: Minimum Detectable Concentration	SQL: Sample Quantitation Limit

GEL LABORATORIES LLC

2040 Savage Road Charleston SC 29407 - (843) 556-8171 - www.gel.com

Certificate of Analysis

Report Date: January 25, 2024

Company : Santee Cooper
 Address : P.O. Box 2946101
 OCO3
 Moncks Corner, South Carolina 29461
 Contact: Ms. Jeanette Gilmetti
 Project: ABS Lab Analytical

Client Sample ID: AF87788	Project: SOOP00119
Sample ID: 651811011	Client ID: SOOP001
Matrix: GW	
Collect Date: 08-JAN-24 13:31	
Receive Date: 12-JAN-24	
Collector: Client	

Parameter	Qualifier	Result	Uncertainty	MDC	RL	Units	PF	DF	Analyst	Date	Time	Batch	Method
Rad Gas Flow Proportional Counting													
GFPC, Ra228, Liquid "As Received"													
Radium-228	U	0.161	+/-1.13	2.04	3.00	pCi/L		JE1	01/23/24	1107	2553124		1
Rad Radium-226													
Lucas Cell, Ra226, Liquid "As Received"													
Radium-226		2.00	+/-0.735	0.469	1.00	pCi/L		LXP1	01/24/24	1013	2553147		2

The following Analytical Methods were performed:

Method	Description	Analyst Comments
1	EPA 904.0/SW846 9320 Modified	
2	EPA 903.1 Modified	

Surrogate/Tracer Recovery	Test	Result	Nominal	Recovery%	Acceptable Limits
Barium-133 Tracer	GFPC, Ra228, Liquid "As Received"			84.1	(15%-125%)

Notes:

Counting Uncertainty is calculated at the 95% confidence level (1.96-sigma).

Column headers are defined as follows:

DF: Dilution Factor	Lc/LC: Critical Level
DL: Detection Limit	PF: Prep Factor
MDA: Minimum Detectable Activity	RL: Reporting Limit
MDC: Minimum Detectable Concentration	SQL: Sample Quantitation Limit

GEL LABORATORIES LLC

2040 Savage Road Charleston SC 29407 - (843) 556-8171 - www.gel.com

Certificate of Analysis

Report Date: January 25, 2024

Company : Santee Cooper
 Address : P.O. Box 2946101
 OCO3
 Moncks Corner, South Carolina 29461
 Contact: Ms. Jeanette Gilmetti
 Project: ABS Lab Analytical

Client Sample ID: AF87785	Project: SOOP00119
Sample ID: 651811012	Client ID: SOOP001
Matrix: GW	
Collect Date: 08-JAN-24 13:31	
Receive Date: 12-JAN-24	
Collector: Client	

Parameter	Qualifier	Result	Uncertainty	MDC	RL	Units	PF	DF	Analyst	Date	Time	Batch	Method
Rad Gas Flow Proportional Counting													
GFPC, Ra228, Liquid "As Received"													
Radium-228		2.03	+/-1.03	1.46	3.00	pCi/L		JE1	01/23/24	1107	2553124		1
Rad Radium-226													
Lucas Cell, Ra226, Liquid "As Received"													
Radium-226		1.40	+/-0.680	0.643	1.00	pCi/L		LXP1	01/24/24	1013	2553147		2

The following Analytical Methods were performed:

Method	Description	Analyst Comments
1	EPA 904.0/SW846 9320 Modified	
2	EPA 903.1 Modified	

Surrogate/Tracer Recovery	Test	Result	Nominal	Recovery%	Acceptable Limits
Barium-133 Tracer	GFPC, Ra228, Liquid "As Received"			77.3	(15%-125%)

Notes:

Counting Uncertainty is calculated at the 95% confidence level (1.96-sigma).

Column headers are defined as follows:

DF: Dilution Factor	Lc/LC: Critical Level
DL: Detection Limit	PF: Prep Factor
MDA: Minimum Detectable Activity	RL: Reporting Limit
MDC: Minimum Detectable Concentration	SQL: Sample Quantitation Limit

GEL LABORATORIES LLC

2040 Savage Road Charleston SC 29407 - (843) 556-8171 - www.gel.com

Certificate of Analysis

Report Date: January 25, 2024

Company : Santee Cooper
 Address : P.O. Box 2946101
 OCO3
 Moncks Corner, South Carolina 29461
 Contact: Ms. Jeanette Gilmetti
 Project: ABS Lab Analytical

Client Sample ID: AF87807	Project: SOOP00119
Sample ID: 651811013	Client ID: SOOP001
Matrix: GW	
Collect Date: 08-JAN-24 10:48	
Receive Date: 12-JAN-24	
Collector: Client	

Parameter	Qualifier	Result	Uncertainty	MDC	RL	Units	PF	DF	Analyst	Date	Time	Batch	Method
Rad Gas Flow Proportional Counting													
GFPC, Ra228, Liquid "As Received"													
Radium-228	U	1.24	+/-0.879	1.36	3.00	pCi/L		JE1	01/23/24	1107	2553124		1
Rad Radium-226													
Lucas Cell, Ra226, Liquid "As Received"													
Radium-226		0.612	+/-0.463	0.572	1.00	pCi/L		LXP1	01/24/24	1013	2553147		2

The following Analytical Methods were performed:

Method	Description	Analyst Comments
1	EPA 904.0/SW846 9320 Modified	
2	EPA 903.1 Modified	

Surrogate/Tracer Recovery	Test	Result	Nominal	Recovery%	Acceptable Limits
Barium-133 Tracer	GFPC, Ra228, Liquid "As Received"			86.6	(15%-125%)

Notes:

Counting Uncertainty is calculated at the 95% confidence level (1.96-sigma).

Column headers are defined as follows:

DF: Dilution Factor	Lc/LC: Critical Level
DL: Detection Limit	PF: Prep Factor
MDA: Minimum Detectable Activity	RL: Reporting Limit
MDC: Minimum Detectable Concentration	SQL: Sample Quantitation Limit

GEL LABORATORIES LLC

2040 Savage Road Charleston SC 29407 - (843) 556-8171 - www.gel.com

Certificate of Analysis

Report Date: January 25, 2024

Company : Santee Cooper
 Address : P.O. Box 2946101
 OCO3
 Moncks Corner, South Carolina 29461
 Contact: Ms. Jeanette Gilmetti
 Project: ABS Lab Analytical

Client Sample ID: AF87768	Project: SOOP00119
Sample ID: 651811014	Client ID: SOOP001
Matrix: GW	
Collect Date: 08-JAN-24 11:55	
Receive Date: 12-JAN-24	
Collector: Client	

Parameter	Qualifier	Result	Uncertainty	MDC	RL	Units	PF	DF	Analyst	Date	Time	Batch	Method
Rad Gas Flow Proportional Counting													
GFPC, Ra228, Liquid "As Received"													
Radium-228	U	1.22	+/-0.865	1.33	3.00	pCi/L		JE1	01/23/24	1107	2553124		1
Rad Radium-226													
Lucas Cell, Ra226, Liquid "As Received"													
Radium-226	U	0.278	+/-0.278	0.391	1.00	pCi/L		LXP1	01/24/24	1013	2553147		2

The following Analytical Methods were performed:

Method	Description	Analyst Comments
1	EPA 904.0/SW846 9320 Modified	
2	EPA 903.1 Modified	

Surrogate/Tracer Recovery	Test	Result	Nominal	Recovery%	Acceptable Limits
Barium-133 Tracer	GFPC, Ra228, Liquid "As Received"			88.6	(15%-125%)

Notes:

Counting Uncertainty is calculated at the 95% confidence level (1.96-sigma).

Column headers are defined as follows:

DF: Dilution Factor	Lc/LC: Critical Level
DL: Detection Limit	PF: Prep Factor
MDA: Minimum Detectable Activity	RL: Reporting Limit
MDC: Minimum Detectable Concentration	SQL: Sample Quantitation Limit

GEL LABORATORIES LLC

2040 Savage Road Charleston SC 29407 - (843) 556-8171 - www.gel.com

Certificate of Analysis

Report Date: January 25, 2024

Company : Santee Cooper
 Address : P.O. Box 2946101
 OCO3
 Moncks Corner, South Carolina 29461
 Contact: Ms. Jeanette Gilmetti
 Project: ABS Lab Analytical

Client Sample ID: AF87754	Project: SOOP00119
Sample ID: 651811015	Client ID: SOOP001
Matrix: GW	
Collect Date: 10-JAN-24 15:16	
Receive Date: 12-JAN-24	
Collector: Client	

Parameter	Qualifier	Result	Uncertainty	MDC	RL	Units	PF	DF	Analyst	Date	Time	Batch	Method
Rad Gas Flow Proportional Counting													
GFPC, Ra228, Liquid "As Received"													
Radium-228		1.81	+/-1.14	1.75	3.00	pCi/L		JE1	01/23/24	1107	2553124		1
Rad Radium-226													
Lucas Cell, Ra226, Liquid "As Received"													
Radium-226		0.838	+/-0.445	0.393	1.00	pCi/L		LXP1	01/24/24	1013	2553147		2

The following Analytical Methods were performed:

Method	Description	Analyst Comments
1	EPA 904.0/SW846 9320 Modified	
2	EPA 903.1 Modified	

Surrogate/Tracer Recovery	Test	Result	Nominal	Recovery%	Acceptable Limits
Barium-133 Tracer	GFPC, Ra228, Liquid "As Received"			81.7	(15%-125%)

Notes:

Counting Uncertainty is calculated at the 95% confidence level (1.96-sigma).

Column headers are defined as follows:

DF: Dilution Factor	Lc/LC: Critical Level
DL: Detection Limit	PF: Prep Factor
MDA: Minimum Detectable Activity	RL: Reporting Limit
MDC: Minimum Detectable Concentration	SQL: Sample Quantitation Limit

GEL LABORATORIES LLC

2040 Savage Road Charleston, SC 29407 - (843) 556-8171 - www.gel.com

QC Summary

Report Date: January 25, 2024

Page 1 of 2

Santee Cooper
P.O. Box 2946101
OCO3
Moncks Corner, South Carolina
Ms. Jeanette Gilmetti

Contact:
Workorder: 651811

Parmname	NOM	Sample	Qual	QC	Units	RPD%	REC%	Range	Anlst	Date	Time
Rad Gas Flow											
Batch	2553124										
QC1205623056	651811001	DUP									
Radium-228	U	0.253	U	1.71	pCi/L	N/A		N/A	JE1	01/23/24	12:33
	Uncertainty	+/-1.06		+/-1.31							
QC1205623057	LCS										
Radium-228	73.5			71.3	pCi/L		97.1	(75%-125%)		01/23/24	11:07
	Uncertainty			+/-3.83							
QC1205623055	MB										
Radium-228			U	0.385	pCi/L					01/23/24	11:07
	Uncertainty			+/-0.634							
Rad Ra-226											
Batch	2553147										
QC1205623115	651811001	DUP									
Radium-226		1.97		1.83	pCi/L	7.52		(0% - 100%)	LXP1	01/24/24	10:13
	Uncertainty	+/-0.751		+/-0.719							
QC1205623117	LCS										
Radium-226	26.9			26.9	pCi/L		100	(75%-125%)		01/24/24	10:47
	Uncertainty			+/-2.51							
QC1205623114	MB										
Radium-226			U	0.171	pCi/L					01/24/24	10:13
	Uncertainty			+/-0.334							
QC1205623116	651811001	MS									
Radium-226	136	1.97		117	pCi/L		84.5	(75%-125%)		01/24/24	10:47
	Uncertainty	+/-0.751		+/-12.1							

- Notes:**
- Counting Uncertainty is calculated at the 95% confidence level (1.96-sigma).
 - The Qualifiers in this report are defined as follows:
 - U Analyte was analyzed for, but not detected above the MDL, MDA, MDC or LOD.
 - J Value is estimated
 - X Consult Case Narrative, Data Summary package, or Project Manager concerning this qualifier
 - H Analytical holding time was exceeded
 - < Result is less than value reported

GEL LABORATORIES LLC

2040 Savage Road Charleston, SC 29407 - (843) 556-8171 - www.gel.com

QC Summary

Workorder: 651811

Page 2 of 2

Parmname	NOM	Sample	Qual	QC	Units	RPD%	REC%	Range	Anlst	Date	Time
>											
UI											
BD											
h											
R											
^											
N/A											
ND											
M											
NJ											
FA											
UJ											
Q											
K											
UL											
L											
NI											
Y											
**											
M											
J											

N/A indicates that spike recovery limits do not apply when sample concentration exceeds spike conc. by a factor of 4 or more or %RPD not applicable.

^ The Relative Percent Difference (RPD) obtained from the sample duplicate (DUP) is evaluated against the acceptance criteria when the sample is greater than five times (5X) the contract required detection limit (RL). In cases where either the sample or duplicate value is less than 5X the RL, a control limit of +/- the RL is used to evaluate the DUP result.

* Indicates that a Quality Control parameter was not within specifications.

For PS, PSD, and SDILT results, the values listed are the measured amounts, not final concentrations.

Where the analytical method has been performed under NELAP certification, the analysis has met all of the requirements of the NELAC standard unless qualified on the QC Summary.

**Radiochemistry
Technical Case Narrative
Santee Cooper
SDG #: 651811**

Product: GFPC, Ra228, Liquid

Analytical Method: EPA 904.0/SW846 9320 Modified

Analytical Procedure: GL-RAD-A-063 REV# 5

Analytical Batch: 2553124

The following samples were analyzed using the above methods and analytical procedure(s).

<u>GEL Sample ID#</u>	<u>Client Sample Identification</u>
651811001	AF87786
651811002	AF87787
651811003	AF87792
651811004	AF87795
651811005	AF87796
651811006	AF87784
651811007	AF87793
651811008	AF87794
651811009	AF87798
651811010	AF87799
651811011	AF87788
651811012	AF87785
651811013	AF87807
651811014	AF87768
651811015	AF87754
1205623055	Method Blank (MB)
1205623056	651811001(AF87786) Sample Duplicate (DUP)
1205623057	Laboratory Control Sample (LCS)

The samples in this SDG were analyzed on an "as received" basis.

Data Summary:

All sample data provided in this report met the acceptance criteria specified in the analytical methods and procedures for initial calibration, continuing calibration, instrument controls and process controls where applicable, with the following exceptions.

Technical Information

Recounts

Samples 1205623056 (AF87786DUP) and 651811001 (AF87786) were recounted due to high relative percent difference/relative error ratio. The recounts are reported. Samples 651811004 (AF87795) and 651811010 (AF87799) were recounted due to a suspected false positive. The recounts are reported.

Product: Lucas Cell, Ra226, Liquid

Analytical Method: EPA 903.1 Modified

Analytical Procedure: GL-RAD-A-008 REV# 15

Analytical Batch: 2553147

The following samples were analyzed using the above methods and analytical procedure(s).

<u>GEL Sample ID#</u>	<u>Client Sample Identification</u>
651811001	AF87786
651811002	AF87787
651811003	AF87792
651811004	AF87795
651811005	AF87796
651811006	AF87784
651811007	AF87793
651811008	AF87794
651811009	AF87798
651811010	AF87799
651811011	AF87788
651811012	AF87785
651811013	AF87807
651811014	AF87768
651811015	AF87754
1205623114	Method Blank (MB)
1205623115	651811001(AF87786) Sample Duplicate (DUP)
1205623116	651811001(AF87786) Matrix Spike (MS)
1205623117	Laboratory Control Sample (LCS)

The samples in this SDG were analyzed on an "as received" basis.

Data Summary:

All sample data provided in this report met the acceptance criteria specified in the analytical methods and procedures for initial calibration, continuing calibration, instrument controls and process controls where applicable, with the following exceptions.

Miscellaneous Information

Additional Comments

The matrix spike, 1205623116 (AF87786MS), aliquot was reduced to conserve sample volume.

Certification Statement

Where the analytical method has been performed under NELAP certification, the analysis has met all of the requirements of the NELAC standard unless otherwise noted in the analytical case narrative.

Chain of Custody

651811



Customer Email/Report Recipient: _____ Date Results Needed by: _____ Project/Task/Unit #: _____ Rerun request for any flagged QC

LINDA WILLIAMS @santecooper.com / / 125915 / JMO2-09-GP-1 / 36500 Yes No

Analysis Group

Labworks ID # (Internal use only)	Sample Location/ Description	Collection Date	Collection Time	Sample Collector	Total # of containers	Bottle type: (Glass- G/Plastic-P)	Grab (G) or Composite (C)	Matrix(see below)	Preservative (see below)	Comments		
AF87786	CCMGP-3	1/10/24	0913	WJK ML	2	P	G	GW	2			
87	CCMGP-4		1020									
92	CGYP-1		1138									
95	CGYP-3		1235									
96	CGYP-4		1416									
AF87784	CCMGP-1	1/4/24	1318	MDG BB								
93	CGYP-2		1133									
94	CGYP-2 DUP		1138									
98	CGYP-6		1010									
99	CGYP-7		1410									

Relinquished by:	Employee#	Date	Time	Received by:	Employee #	Date	Time
<i>[Signature]</i>	36851	1/12/24	05:20	<i>[Signature]</i>	GEL	1/12/24	05:20
<i>[Signature]</i>	1954	1-12-24	15:30	<i>[Signature]</i>	TRIPRATANA PERE	1-12-24	15:30

Sample Receiving (Internal Use Only)
 TEMP (°C): _____ Initial: _____
 Correct pH: Yes No
 Preservative Lot#: _____
 Date/Time/Init for preservative: _____

<input type="checkbox"/> METALS (all) <input type="checkbox"/> Ag <input type="checkbox"/> Cu <input type="checkbox"/> Sb <input type="checkbox"/> Al <input type="checkbox"/> Fe <input type="checkbox"/> Se <input type="checkbox"/> As <input type="checkbox"/> K <input type="checkbox"/> Sn <input type="checkbox"/> B <input type="checkbox"/> Li <input type="checkbox"/> Sr <input type="checkbox"/> Ba <input type="checkbox"/> Mg <input type="checkbox"/> Ti <input type="checkbox"/> Be <input type="checkbox"/> Mn <input type="checkbox"/> Tl <input type="checkbox"/> Ca <input type="checkbox"/> Mo <input type="checkbox"/> V <input type="checkbox"/> Cd <input type="checkbox"/> Na <input type="checkbox"/> Zn <input type="checkbox"/> Co <input type="checkbox"/> Ni <input type="checkbox"/> Hg <input type="checkbox"/> Cr <input type="checkbox"/> Pb <input type="checkbox"/> CrVI	Nutrients <input type="checkbox"/> TOC <input type="checkbox"/> DOC <input type="checkbox"/> TP/TPO4 <input type="checkbox"/> NH3-N <input type="checkbox"/> F <input type="checkbox"/> Cl <input type="checkbox"/> NO2 <input type="checkbox"/> Br <input type="checkbox"/> NO3 <input type="checkbox"/> SO4	MISC. <input type="checkbox"/> BTEX <input type="checkbox"/> Naphthalene <input type="checkbox"/> THM/HAA <input type="checkbox"/> VOC <input type="checkbox"/> Oil & Grease <input type="checkbox"/> E. Coli <input type="checkbox"/> Total Coliform <input type="checkbox"/> pH <input type="checkbox"/> Dissolved As <input type="checkbox"/> Dissolved Fe <input type="checkbox"/> Rad 226 <input type="checkbox"/> Rad 228 <input type="checkbox"/> PCB	Gypsum <input type="checkbox"/> Wallboard Gypsum(all below) <input type="checkbox"/> AIM <input type="checkbox"/> TOC <input type="checkbox"/> Total metals <input type="checkbox"/> Soluble Metals <input type="checkbox"/> Purity (CaSO4) <input type="checkbox"/> % Moisture <input type="checkbox"/> Sulfites <input type="checkbox"/> pH <input type="checkbox"/> Chlorides <input type="checkbox"/> Particle Size <input type="checkbox"/> Sulfur	Coal <input type="checkbox"/> Ultimate <input type="checkbox"/> % Moisture <input type="checkbox"/> Ash <input type="checkbox"/> Sulfur <input type="checkbox"/> BTUs <input type="checkbox"/> Volatile Matter <input type="checkbox"/> CHN Other Tests: <input type="checkbox"/> XRF Scan <input type="checkbox"/> HGI <input type="checkbox"/> Fineness <input type="checkbox"/> Particulate Matter	Flyash <input type="checkbox"/> Ammonia <input type="checkbox"/> LOI <input type="checkbox"/> % Carbon <input type="checkbox"/> Mineral Analysis <input type="checkbox"/> Sieve <input type="checkbox"/> % Moisture NPDES <input type="checkbox"/> Oil & Grease <input type="checkbox"/> As <input type="checkbox"/> TSS	Oil <input type="checkbox"/> Trans. Oil Qual. <input type="checkbox"/> %Moisture <input type="checkbox"/> Color <input type="checkbox"/> Acidity <input type="checkbox"/> Dielectric Strength <input type="checkbox"/> IFT <input type="checkbox"/> Dissolved Gases <input type="checkbox"/> Used Oil <input type="checkbox"/> Flashpoint <input type="checkbox"/> Metals in oil (As, Cd, Cr, Ni, Pb, Hg) <input type="checkbox"/> TX <input type="checkbox"/> GOFER
--	--	--	--	---	--	--

Chain of Custody



Santee Cooper
One Riverwood Drive
Moncks Corner, SC 29461
Phone: (843)761-8000 Ext. 5148
Fax: (843)761-4175

Customer Email/Report Recipient:

Date Results Needed by:

Project/Task/Unit #:

Rerun request for any flagged QC

LINDA WILLIAMS @santecooper.com

 / /

125715 / JWC2-07-GP1.1 / 36500

Yes No

Analysis Group

Labworks ID # (Internal use only)	Sample Location/ Description	Collection Date	Collection Time	Sample Collector	Total # of containers	Bottle type: (Glass- G/Plastic-P)	Grab (G) or Composite (C)	Matrix(see below)	Preservative (see below)	Comments	RAD 226	RAD 228
AF 87788	CCMGP-5	11/8/24	1331	WJK ML		P	G	GW	2		1	1
1 85	CCMGP-2	1	1	1		1	1	1	1		1	1
AF 87807	PM-1	1/8/24	1048	1		1	1	1	1		1	1
AF 87768	CBW-1	1	1155	1		1	1	1	1		1	1
AF 87754	GAP-1	1/10/24	1516	1		1	1	1	1		1	1

Relinquished by:	Employee#	Date	Time	Received by:	Employee #	Date	Time
<i>[Signature]</i>	36851	1/12/24	07:00	<i>[Signature]</i>	GEL	1/12/24	07:20
<i>[Signature]</i>	GEL	1-12-24	15:30	Thyasarathu	GEL	1-12-24	15:20

Sample Receiving (Internal Use Only)
TEMP (°C): _____ Initial: _____
Correct pH: Yes No
Preservative Lot#:
Date/Time/Init for preservative:

<input type="checkbox"/> METALS (all) <input type="checkbox"/> Ag <input type="checkbox"/> Cu <input type="checkbox"/> Sb <input type="checkbox"/> Al <input type="checkbox"/> Fe <input type="checkbox"/> Se <input type="checkbox"/> As <input type="checkbox"/> K <input type="checkbox"/> Sn <input type="checkbox"/> B <input type="checkbox"/> Li <input type="checkbox"/> Sr <input type="checkbox"/> Ba <input type="checkbox"/> Mg <input type="checkbox"/> Ti <input type="checkbox"/> Be <input type="checkbox"/> Mn <input type="checkbox"/> Tl <input type="checkbox"/> Ca <input type="checkbox"/> Mo <input type="checkbox"/> V <input type="checkbox"/> Cd <input type="checkbox"/> Na <input type="checkbox"/> Zn <input type="checkbox"/> Co <input type="checkbox"/> Ni <input type="checkbox"/> Hg <input type="checkbox"/> Cr <input type="checkbox"/> Pb <input type="checkbox"/> CrVI	Nutrients <input type="checkbox"/> TOC <input type="checkbox"/> DOC <input type="checkbox"/> TP/TPO4 <input type="checkbox"/> NH3-N <input type="checkbox"/> F <input type="checkbox"/> Cl <input type="checkbox"/> NO2 <input type="checkbox"/> Br <input type="checkbox"/> NO3 <input type="checkbox"/> SO4	MISC. <input type="checkbox"/> BTEX <input type="checkbox"/> Naphthalene <input type="checkbox"/> THM/HAA <input type="checkbox"/> VOC <input type="checkbox"/> Oil & Grease <input type="checkbox"/> E. Coli <input type="checkbox"/> Total Coliform <input type="checkbox"/> pH <input type="checkbox"/> Dissolved As <input type="checkbox"/> Dissolved Fe <input type="checkbox"/> Rad 226 <input type="checkbox"/> Rad 228 <input type="checkbox"/> PCB	Gypsum <input type="checkbox"/> Wallboard Gypsum(all below) <input type="checkbox"/> AIM <input type="checkbox"/> TOC <input type="checkbox"/> Total metals <input type="checkbox"/> Soluble Metals <input type="checkbox"/> Purity (CaSO4) <input type="checkbox"/> % Moisture <input type="checkbox"/> Sulfites <input type="checkbox"/> pH <input type="checkbox"/> Chlorides <input type="checkbox"/> Particle Size <input type="checkbox"/> Sulfur	Coal <input type="checkbox"/> Ultimate <input type="checkbox"/> % Moisture <input type="checkbox"/> Ash <input type="checkbox"/> Sulfur <input type="checkbox"/> BTUs <input type="checkbox"/> Volatile Matter <input type="checkbox"/> CHN Other Tests: <input type="checkbox"/> XRF Scan <input type="checkbox"/> HGI <input type="checkbox"/> Fineness <input type="checkbox"/> Particulate Matter	Flyash <input type="checkbox"/> Ammonia <input type="checkbox"/> LOI <input type="checkbox"/> % Carbon <input type="checkbox"/> Mineral Analysis <input type="checkbox"/> Sieve <input type="checkbox"/> % Moisture NPDES <input type="checkbox"/> Oil & Grease <input type="checkbox"/> As <input type="checkbox"/> TSS	Oil <input type="checkbox"/> Trans. Oil Qual. <input type="checkbox"/> %Moisture <input type="checkbox"/> Color <input type="checkbox"/> Acidity <input type="checkbox"/> Dielectric Strength <input type="checkbox"/> IFT <input type="checkbox"/> Dissolved Gases <input type="checkbox"/> Used Oil <input type="checkbox"/> Flashpoint <input type="checkbox"/> Metals in oil (As,Cd,Cr,Ni,Pb Hg) <input type="checkbox"/> TX <input type="checkbox"/> GOFER
--	--	--	--	---	--	--

List of current GEL Certifications as of 25 January 2024

State	Certification
Alabama	42200
Alaska	17-018
Alaska Drinking Water	SC00012
Arkansas	88-00651
CLIA	42D0904046
California	2940
Colorado	SC00012
Connecticut	PH-0169
DoD ELAP/ ISO17025 A2LA	2567.01
Florida NELAP	E87156
Foreign Soils Permit	P330-15-00283, P330-15-00253
Georgia	SC00012
Georgia SDWA	967
Hawaii	SC00012
Idaho	SC00012
Illinois NELAP	200029
Indiana	C-SC-01
Kansas NELAP	E-10332
Kentucky SDWA	KY90129
Kentucky Wastewater	KY90129
Louisiana Drinking Water	LA024
Louisiana NELAP	03046 (AI33904)
Maine	2023019
Maryland	270
Massachusetts	M-SC012
Massachusetts PFAS Approv	Letter
Michigan	9976
Mississippi	SC00012
Nebraska	NE-OS-26-13
Nevada	SC000122024-05
New Hampshire NELAP	2054
New Jersey NELAP	SC002
New Mexico	SC00012
New York NELAP	11501
North Carolina	233
North Carolina SDWA	45709
North Dakota	R-158
Oklahoma	2023-152
Pennsylvania NELAP	68-00485
Puerto Rico	SC00012
S. Carolina Radiochem	10120002
Sanitation Districts of L	9255651
South Carolina Chemistry	10120001
Tennessee	TN 02934
Texas NELAP	T104704235-23-21
Utah NELAP	SC000122023-38
Vermont	VT87156
Virginia NELAP	460202
Washington	C780